

OXFORD

ALAN BRYMAN

social research
methods

4th Edition



 online
resource
centre

Social Research Methods

This page intentionally left blank



Social Research Methods

Alan Bryman

Fourth edition

OXFORD
UNIVERSITY PRESS

OXFORD

UNIVERSITY PRESS

Great Clarendon Street, Oxford OX2 6DP

Oxford University Press is a department of the University of Oxford.
It furthers the University's objective of excellence in research, scholarship,
and education by publishing worldwide in

Oxford New York

Auckland Cape Town Dar es Salaam Hong Kong Karachi

Kuala Lumpur Madrid Melbourne Mexico City Nairobi

New Delhi Shanghai Taipei Toronto

With offices in

Argentina Austria Brazil Chile Czech Republic France Greece

Guatemala Hungary Italy Japan Poland Portugal Singapore

South Korea Switzerland Thailand Turkey Ukraine Vietnam

Oxford is a registered trade mark of Oxford University Press
in the UK and in certain other countries

Published in the United States

by Oxford University Press Inc., New York

© Alan Bryman 2012

The moral rights of the author have been asserted

Database right Oxford University Press (maker)

First edition 2001

Second edition 2004

Third edition 2008

All rights reserved. No part of this publication may be reproduced,
stored in a retrieval system, or transmitted, in any form or by any means,
without the prior permission in writing of Oxford University Press,
or as expressly permitted by law, or under terms agreed with the appropriate
reprographics rights organization. Enquiries concerning reproduction
outside the scope of the above should be sent to the Rights Department,
Oxford University Press, at the address above

You must not circulate this book in any other binding or cover
and you must impose the same condition on any acquirer

British Library Cataloguing in Publication Data

Data available

Library of Congress Cataloguing in Publication Data

Library of Congress Control Number: 2011938966

Typeset by Graphicraft Limited, Hong Kong

Printed and bound in China

by C&C Offset Printing Co. Ltd

ISBN 978-0-19-958805-3

10 9 8 7 6 5 4 3 2 1

For Sophie and Daniel

This page intentionally left blank

Acknowledgements

Many people have helped me with this book, many of them unwittingly. Generations of research methods students at Loughborough University and the University of Leicester have plied me with ideas through their questioning of what I have said to them. I wish to thank several people at or connected with OUP: Tim Barton for suggesting to me in the first place that I might like to think about writing a book like this; Angela Griffin for her editorial help during the passage of the first edition of this book; Patrick Brindle and Katie Allan for their help and suggestions during the preparation of this revised edition; Angela Adams for her constant support and encouragement with the revised and third edition; Kirsty Reade for copious support and suggestions in the course of preparing the fourth edition; Hilary Walford for her attention to detail when copy-editing the typescript; Philippa Hendry for steering the production of the book; and Sarah Brett and Lucy Hyde for help with earlier editions. I also wish to thank Alan Beardsworth for his helpful and always constructive comments on drafts of the first edition of the book and Michael Billig for valuable comments on part of the first edition. I would like to say a big thank you to Emma Bell who worked with me on the first, revised, and third editions of the business school adaptation of this book, *Business Research Methods*. Many of the changes that have been incorporated in the present

edition were developed in conjunction with her. I also wish to thank Alan Radley, Darrin Hodgetts, and Andrea Cullen for their permission to include two photographs from their study of images of homelessness and to Sarah Pink for her permission to use an image from her research on women and bullfighting. I also wish to thank the *Nottingham Evening Post* for their kind permission to reproduce two newspaper articles in Chapter 13. The photograph in Plate 19.5 is Copyright DaimlerChrysler Corporation and is used with permission. I wish to thank the students who completed the questionnaires that were used for preparing the 'Student experience' features of this new edition. I also wish to thank the reviewers who prepared helpful comments on the previous editions for Oxford University Press. Finally, I would like to thank Sue for all the hard work she has put into proof-reading this and earlier editions of the book. I rely very much on her attention to detail.

As usual, Sue, Sarah, and Darren have supported me in many ways and put up with my anxieties and with my sudden disappearances to my study. When Sarah became a university student herself, she gave me many insights into a consumer's perspective on a book like this, for which I am grateful. Everyone except me is, of course, absolved of any responsibility for any of the book's substantive deficiencies.

This page intentionally left blank

Brief contents

Detailed contents	xi
About the author	xxiv
Introducing the students	xxv
Guide to the book	xxxi
Guided tour of textbook features	xxxvi
Guided tour of the ORC: lecturer resources	xxxviii
Guided tour of the ORC: student resources	xxxix
Abbreviations	xl

Part One

1

1 The nature and process of social research	3
2 Social research strategies	18
3 Research designs	44
4 Planning a research project and formulating research questions	79
5 Getting started: reviewing the literature	97
6 Ethics and politics in social research	129

Part Two

157

7 The nature of quantitative research	159
8 Sampling	183
9 Structured interviewing	208
10 Self-completion questionnaires	231
11 Asking questions	245
12 Structured observation	269
13 Content analysis	288
14 Secondary analysis and official statistics	310
15 Quantitative data analysis	329
16 Using IBM SPSS for Windows	353

Part Three

377

17 The nature of qualitative research	379
18 Sampling in qualitative research	415
19 Ethnography and participant observation	430
20 Interviewing in qualitative research	468
21 Focus groups	500
22 Language in qualitative research	521
23 Documents as sources of data	542
24 Qualitative data analysis	564
25 Computer-assisted qualitative data analysis: using NVivo	590

Part Four **611**

26	Breaking down the quantitative/qualitative divide	613
27	Mixed methods research: combining quantitative and qualitative research	627
28	E-research: Internet research methods	653
29	Writing up social research	683
	Glossary	709
	References	718
	Name index	744
	Index	750

Detailed contents

About the author	xxiv
Introducing the students	xxv
Guide to the book	xxxii
Guided tour of textbook features	xxxvi
Guided tour of the ORC: lecturer resources	xxxviii
Guided tour of the ORC: student resources	xxxix
Abbreviations	xl

Part One

1

Chapter 1	The nature and process of social research	3
	Introduction	4
	What is meant by 'social research'?	4
	Why do social research?	5
	The context of social research methods	5
	Elements of the process of social research	8
	Literature review	8
	Concepts and theories	8
	Research questions	9
	Sampling cases	11
	Data collection	12
	Data analysis	13
	Writing up	14
	The messiness of social research	15
	<i>Key points</i>	16
	<i>Questions for review</i>	16
Chapter 2	Social research strategies	18
	Introduction	19
	Theory and research	20
	What type of theory?	21
	Deductive and inductive theory	24
	Epistemological considerations	27
	A natural science epistemology: positivism	27
	Interpretivism	28
	Ontological considerations	32
	Objectivism	32
	Constructionism	33
	Relationship to social research	34
	Research strategy: quantitative and qualitative research	35

Influences on the conduct of social research	39
Values	39
Practical considerations	41
<i>Key points</i>	42
<i>Questions for review</i>	42
Chapter 3 Research designs	44
Introduction	45
Criteria in social research	46
Reliability	46
Replication	47
Validity	47
Relationship with research strategy	48
Research designs	50
Experimental design	50
Cross-sectional design	59
Longitudinal design(s)	63
Case study design	66
Comparative design	72
Bringing research strategy and research design together	76
<i>Key points</i>	77
<i>Questions for review</i>	77
Chapter 4 Planning a research project and formulating research questions	79
Introduction	80
Getting to know what is expected of you by your institution	80
Thinking about your research area	81
Using your supervisor	81
Managing time and resources	82
Formulating suitable research questions	85
Criteria for evaluating research questions	90
Writing your research proposal	92
Preparing for your research	92
Doing your research and analysing your results	93
<i>Checklist</i>	94
<i>Key points</i>	95
<i>Questions for review</i>	95
Chapter 5 Getting started: reviewing the literature	97
Reviewing the existing literature	98
Getting the most from your reading	98
Systematic review	102
Narrative review	110
Searching the existing literature	113
Electronic databases	113
Keywords and defining search parameters	118
Referencing your work	120
The role of the bibliography	123
Avoiding plagiarism	124

<i>Checklist</i>	127
<i>Key points</i>	127
<i>Questions for review</i>	128
Chapter 6 Ethics and politics in social research	129
Introduction	130
Ethical principles	135
Harm to participants	135
Lack of informed consent	138
Invasion of privacy	142
Deception	143
Ethics and the issue of quality	143
The difficulties of ethical decision-making	148
New media and difficult decisions	149
Politics in social research	149
<i>Checklist</i>	153
<i>Key points</i>	154
<i>Questions for review</i>	154
Part Two 157	
Chapter 7 The nature of quantitative research	159
Introduction	160
The main steps in quantitative research	160
Concepts and their measurement	163
What is a concept?	163
Why measure?	164
Indicators	164
Using multiple-indicator measures	166
Dimensions of concepts	167
Reliability and validity	168
Reliability	168
Validity	170
Reflections on reliability and validity	173
The main preoccupations of quantitative researchers	175
Measurement	175
Causality	175
Generalization	176
Replication	177
The critique of quantitative research	178
Criticisms of quantitative research	178
Is it always like this?	179
Reverse operationism	180
Reliability and validity testing	180
Sampling	181
<i>Key points</i>	181
<i>Questions for review</i>	182
Chapter 8 Sampling	183
Introduction to survey research	184
Introduction to sampling	186

Sampling error	188
Types of probability sample	190
Simple random sample	190
Systematic sample	191
Stratified random sampling	192
Multi-stage cluster sampling	193
The qualities of a probability sample	195
Sample size	197
Absolute and relative sample size	197
Time and cost	198
Non-response	199
Heterogeneity of the population	200
Kind of analysis	201
Types of non-probability sampling	201
Convenience sampling	201
Snowball sampling	202
Quota sampling	203
Limits to generalization	205
Error in survey research	205
<i>Key points</i>	206
<i>Questions for review</i>	206
Chapter 9 Structured interviewing	208
Introduction	209
The structured interview	209
Reducing error due to interviewer variability	210
Accuracy and ease of data processing	211
Other types of interview	212
Interview contexts	213
More than one interviewee	213
More than one interviewer	214
In person or by telephone?	214
Computer-assisted interviewing	216
Conducting interviews	217
Know the schedule	217
Introducing the research	217
Rapport	218
Asking questions	219
Recording answers	219
Clear instructions	219
Question order	220
Probing	223
Prompting	224
Leaving the interview	225
Training and supervision	225
Problems with structured interviewing	227
Characteristics of interviewers	227
Response sets	227
The problem of meaning	228
The feminist critique	228
<i>Key points</i>	229
<i>Questions for review</i>	230

Chapter 10 Self-completion questionnaires	231
Introduction	232
Self-completion questionnaire or postal questionnaire?	232
Evaluating the self-completion questionnaire in relation to the structured interview	233
Advantages of the self-completion questionnaire over the structured interview	233
Disadvantages of the self-completion questionnaire in comparison with the structured interview	234
Steps to improve response rates to postal questionnaires	236
Designing the self-completion questionnaire	237
Do not cramp the presentation	237
Clear presentation	237
Vertical or horizontal closed answers?	237
Clear instructions about how to respond	239
Keep question and answers together	239
Diaries as a form of self-completion questionnaire	239
Advantages and disadvantages of the diary as a method of data collection	243
<i>Key points</i>	243
<i>Questions for review</i>	243
Chapter 11 Asking questions	245
Introduction	246
Open or closed questions?	246
Open questions	246
Closed questions	249
Types of questions	253
Rules for designing questions	254
General rules of thumb	254
Specific rules when designing questions	255
Vignette questions	261
Piloting and pre-testing questions	263
Using existing questions	264
<i>Checklist</i>	265
<i>Key points</i>	266
<i>Questions for review</i>	267
Chapter 12 Structured observation	269
Introduction	270
Problems with survey research on social behaviour	270
So why not observe behaviour?	272
The observation schedule	275
Strategies for observing behaviour	276
Sampling	277
Sampling people	277
Sampling in terms of time	278
Further sampling considerations	278
Issues of reliability and validity	279
Reliability	279
Validity	280
Field stimulations as a form of structured observation	282

Criticisms of structured observation	283
On the other hand . . .	284
<i>Checklist</i>	285
<i>Key points</i>	285
<i>Questions for review</i>	286
Chapter 13 Content analysis	288
Introduction	289
What are the research questions?	291
Selecting a sample	293
Sampling media	293
Sampling dates	293
What is to be counted?	295
Significant actors	295
Words	295
Subjects and themes	297
Dispositions	298
Coding	298
Coding schedule	298
Coding manual	299
Potential pitfalls in devising coding schemes	303
Advantages of content analysis	304
Disadvantages of content analysis	306
<i>Checklist</i>	307
<i>Key points</i>	308
<i>Questions for review</i>	308
Chapter 14 Secondary analysis and official statistics	310
Introduction	311
Other researchers' data	312
Advantages of secondary analysis	312
Limitations of secondary analysis	315
Accessing the Data Archive	316
Official statistics	320
Reliability and validity	322
Condemning and resurrecting official statistics	324
Official statistics as a form of unobtrusive method	325
<i>Key points</i>	327
<i>Questions for review</i>	327
Chapter 15 Quantitative data analysis	329
Introduction	330
A small research project	331
Missing data	333
Types of variable	335
Univariate analysis	337
Frequency tables	337
Diagrams	337
Measures of central tendency	338
Measures of dispersion	339
Bivariate analysis	339
Relationships not causality	341

Contingency tables	341
Pearson's r	341
Spearman's rho	344
Phi and Cramér's V	344
Comparing means and eta	344
Multivariate analysis	345
Could the relationship be spurious?	345
Could there be an intervening variable?	345
Could a third variable moderate the relationship?	346
Statistical significance	347
The chi-square test	348
Correlation and statistical significance	349
Comparing means and statistical significance	350
<i>Checklist</i>	350
<i>Key points</i>	351
<i>Questions for review</i>	351
Chapter 16 Using IBM SPSS for Windows	353
Introduction	354
Getting started in SPSS	355
Beginning SPSS	355
Entering data in the Data Viewer	356
Defining variables: variable names, missing values, variable labels, and value labels	357
Recoding variables	359
Computing a new variable	359
Data analysis with SPSS	361
Generating a frequency table	361
Generating a bar chart	363
Generating a pie chart	363
Generating a histogram	363
Generating the arithmetic mean, median, standard deviation, the range, and boxplots	363
Generating a contingency table, chi-square, and Cramér's V	366
Generating Pearson's r and Spearman's rho	368
Generating scatter diagrams	368
Comparing means and eta	372
Generating a contingency table with three variables	372
Further operations in SPSS	373
Saving your data	373
Retrieving your data	374
Printing output	374
<i>Key points</i>	374
<i>Questions for review</i>	374
Part Three	377
Chapter 17 The nature of qualitative research	379
Introduction	380
The main steps in qualitative research	384
Theory and research	387

Concepts in qualitative research	388
Reliability and validity in qualitative research	389
Adapting reliability and validity for qualitative research	389
Alternative criteria for evaluating qualitative research	390
Recent discussions about quality criteria for qualitative research	393
Between quantitative and qualitative research criteria	394
Overview of the issue of criteria	397
The main preoccupations of qualitative researchers	399
Seeing through the eyes of the people being studied	399
Description and the emphasis on context	401
Emphasis on process	402
Flexibility and limited structure	403
Concepts and theory grounded in data	404
The critique of qualitative research	405
Qualitative research is too subjective	405
Difficult to replicate	405
Problems of generalization	406
Lack of transparency	406
Is it always like this?	407
Some contrasts between quantitative and qualitative research	407
Some similarities between quantitative and qualitative research	409
Feminism and qualitative research	410
<i>Key points</i>	412
<i>Questions for review</i>	413
Chapter 18 Sampling in qualitative research	415
Introduction	416
Levels of sampling	417
Purposive sampling	418
Theoretical sampling	418
Generic purposive sampling	422
Snowball sampling	424
Sample size	425
Not just people	427
Using more than one sampling approach	427
<i>Key points</i>	428
<i>Questions for review</i>	429
Chapter 19 Ethnography and participant observation	430
Introduction	431
Access	433
Overt versus covert ethnography	433
Access to closed settings	435
Access to open/public settings	436
Ongoing access	439
Key informants	439
Roles for ethnographers	440
Active or passive?	446
Field notes	447
Types of field notes	450

Bringing ethnographic research to an end	452
Can there be a feminist ethnography?	453
The rise of visual ethnography	455
Writing ethnography	462
The changing nature of ethnography	464
<i>Key points</i>	466
<i>Questions for review</i>	466
Chapter 20 Interviewing in qualitative research	468
Introduction	469
Differences between the structured interview and the qualitative interview	470
Asking questions in the qualitative interview	471
Preparing an interview guide	472
Kinds of questions	476
Recording and transcription	482
Telephone interviewing	488
Life history and oral history interviewing	488
Feminist research and interviewing in qualitative research	491
Qualitative interviewing versus participant observation	493
Advantages of participant observation in comparison to qualitative interviewing	493
Advantages of qualitative interviewing in comparison to participant observation	494
Overview	496
<i>Checklist</i>	497
<i>Key points</i>	498
<i>Questions for review</i>	498
Chapter 21 Focus groups	500
Introduction	501
Uses of focus groups	503
Conducting focus groups	504
Recording and transcription	504
How many groups?	505
Size of groups	507
Level of moderator involvement	508
Selecting participants	509
Asking questions	511
Beginning and finishing	513
Group interaction in focus group sessions	513
Limitations of focus groups	516
<i>Checklist</i>	519
<i>Key points</i>	519
<i>Questions for review</i>	520
Chapter 22 Language in qualitative research	521
Introduction	522
Conversation analysis	522
Assumptions of conversation analysis	523
Transcription and attention to detail	525

Some basic tools of conversation analysis	525
Overview	527
Discourse analysis	528
Uncovering interpretative repertoires	531
Producing facts	533
Critical discourse analysis	536
Overview	538
<i>Key points</i>	540
<i>Questions for review</i>	540
Chapter 23 Documents as sources of data	542
Introduction	543
Personal documents	544
Diaries, letters, and autobiographies	544
Visual objects	546
Official documents deriving from the state	549
Official documents deriving from private sources	550
Mass-media outputs	552
Virtual documents	554
The reality of documents	554
Interpreting documents	556
Qualitative content analysis	557
Semiotics	559
Hermeneutics	560
<i>Checklist</i>	561
<i>Key points</i>	562
<i>Questions for review</i>	562
Chapter 24 Qualitative data analysis	564
Introduction	565
General strategies of qualitative data analysis	566
Analytic induction	566
Grounded theory	567
Basic operations in qualitative data analysis	575
Steps and considerations in coding	576
Turning data into fragments	577
Problems with coding	578
Thematic analysis	578
Narrative analysis	582
Secondary analysis of qualitative data	586
<i>Key points</i>	587
<i>Questions for review</i>	588
Chapter 25 Computer-assisted qualitative data analysis: using NVivo	590
Introduction	591
Is CAQDAS like quantitative data analysis software?	591
No industry leader	592
Lack of universal agreement about the utility of CAQDAS	592
Learning NVivo	593
Coding	595

Searching text	603
Memos	607
Saving an NVivo project	607
Opening an existing NVivo project	607
Final thoughts	608
<i>Key points</i>	608
<i>Questions for review</i>	609

Part Four

611

Chapter 26 Breaking down the quantitative/qualitative divide	613
Introduction	614
The natural science model and qualitative research	615
Quantitative research and interpretivism	617
Quantitative research and constructionism	618
Research methods and epistemological and ontological considerations	618
Problems with the quantitative/qualitative contrast	619
Behaviour versus meaning	620
Theory and concepts tested in research versus theory and concepts emergent from data	621
Numbers versus words	621
Artificial versus natural	621
The mutual analysis of quantitative and qualitative research	622
A qualitative research approach to quantitative research	622
A quantitative research approach to qualitative research	623
Quantification in qualitative research	624
Thematic analysis	624
Quasi-quantification in qualitative research	624
Combating anecdotalism through limited quantification	624
<i>Key points</i>	625
<i>Questions for review</i>	625
Chapter 27 Mixed methods research: combining quantitative and qualitative research	627
Introduction	628
The argument against mixed methods research	629
The embedded methods argument	629
The paradigm argument	629
Two versions of the debate about quantitative and qualitative research	631
Approaches to mixed methods research	631
A content analysis of articles based on mixed methods research	633
Approaches to combining quantitative and qualitative research in mixed methods research	635
Reflections on mixed methods research	649
<i>Checklist</i>	650
<i>Key points</i>	651
<i>Questions for review</i>	651

Chapter 28 E-research: Internet research methods	653
Introduction	654
The Internet as object of analysis	654
Using the Internet to collect data from individuals	658
Online ethnography	659
Qualitative research using online focus groups	663
Qualitative research using online personal interviews	668
Online social surveys	670
Email surveys	670
Web surveys	671
Mixing modes of survey administration	672
Sampling issues	673
Overview	679
Ethical considerations in Internet research	679
The state of e-research	681
<i>Key points</i>	681
<i>Questions for review</i>	681
Chapter 29 Writing up social research	683
Introduction	684
Writing up your research	685
Start early	685
Be persuasive	685
Get feedback	686
Avoid sexist, racist, and disablist language	686
Structure your writing	686
Writing up quantitative, qualitative, and mixed methods research	692
Writing up quantitative research	692
Writing up qualitative research	695
Writing up mixed methods research	699
Academic writing	704
<i>Checklist</i>	706
<i>Key points</i>	707
<i>Questions for review</i>	707
Glossary	709
References	718
Name index	744
Index	750

This page intentionally left blank

About the author



Alan Bryman was appointed Professor of Organizational and Social Research in the School of Management at the University of Leicester in August 2005. He was head of the School during 2008 and 2009. Prior to his move to Leicester, he was Professor of Social Research at Loughborough University, where he had worked for thirty-one years.

His main research interests are in leadership, especially in higher education, research methods (particularly mixed methods research), and the 'Disneyization' and 'McDonaldization' of modern society. In 2003–4 he completed a project on mixed methods research, as part of the Economic and Social Research Council's Research Methods Programme.

This research has been used to inform Chapter 27. He also has an interest in the field of leadership and in leadership in higher education in particular.

He has published widely in the field of Social Research, including: *Quantitative Data Analysis with IBM SPSS 17, 18 and 19: A Guide for Social Scientists* (Routledge, 2011) with Duncan Cramer; *Business Research Methods* (Oxford University Press, 3rd edition 2011) with Emma Bell; *The SAGE Encyclopedia of Social Science Research Methods* (Sage, 2004) with Michael Lewis-Beck and Tim Futing Liao; *The Disneyization of Society* (Sage, 2004); *Handbook of Data Analysis* (Sage, 2004) with Melissa Hardy; *The SAGE Handbook of Organizational Research Methods* (Sage, 2009) with David Buchanan; and *The SAGE Handbook of Leadership* (Sage, 2011) with David Collinson, Keith Grint, Brad Jackson, and Mary Uhl-Bien.

He has contributed articles to a range of academic journals including *Journal of Management Studies*; *Human Relations*; *International Journal of Social Research Methodology*; *Leadership Quarterly*; *Leadership*; *Studies in Higher Education*; and *American Behavioral Scientist*. He is also on the editorial board of *Leadership*; *Qualitative Research in Organizations and Management: An International Journal*; and the *Journal of Mixed Methods Research*.

Introducing the students

For many readers of this book one of the main reasons for using it will be to enable you to undertake a research project of your own, perhaps for the first time. With this in mind, I have included boxed features entitled ‘Student experience’, which are based on the experiences of undergraduate and postgraduate social science students who have done a research project, usually as part of their final year dissertation. The aim of these boxes is to provide insight and advice based on the experiences of real students in their own words, or in other words, to ‘tell it like it is’, as Nichols and Beynon (1977) have put it. This feature is based on a set of questionnaires completed by undergraduate and postgraduate students from a variety of different UK university social science departments. The main point of this feature is to provide you with insights into the experiences of student researchers. Profiles of each of the students are given below, and the original questionnaires can be downloaded in the form of podcasts from the Online Resource Centre at:

www.oxfordtextbooks.co.uk/orc/brymansrm4e/

I will now introduce the students who have provided input that has informed the writing of the ‘Student experience’ feature of this book. I am extremely grateful to them for being willing to share their experiences of doing a research project and hope that sharing what they have learned from this process with the readers of this book will enable others to benefit from their experience. A number of these students assisted on the previous edition of this book and their biographies below reflect their research interests at that time.

Rebecca Barnes

Rebecca Barnes was in the final stages of writing up her Ph.D. in the School of Sociology and Social Policy, University of Nottingham. Rebecca’s thesis examined the issue of violence and abuse in women’s same-sex intimate relationships. Her research is one of only a few studies on this topic in the UK. Rebecca adopted a qualitative methodology, conducting semi-structured, in-depth interviews with forty women who self-defined as having been abused in a previous same-sex relationship. She carried out her interviews across England and parts of Wales, using online avenues and various forms of advertising to recruit her sample. Rebecca’s research experiences have fuelled her interest in methodological issues, and, in particular, the ethical issues that are raised by ‘sensitive’ research. She has since been appointed Lecturer in Sociology at the University of Derby, where much of her teaching relates to research methods.

Jez Clark

Jez Clark graduated in 2007 with First Class Honours from the University of East Anglia, Norwich. Jez studied Politics with Media with a final year internship at an advertising agency at which he wrote on the evolution of political advertising. During his second year Jez undertook a ‘Methods of Social Research’ project exploring student perceptions of academic provision and support during university. His report focused on the academic issues and problems that individuals may face, and examined whether the UEA advisory system was providing adequate support. The information was collected by questionnaire, using

a combination of systematic probability and stratified random sampling. The data taken from these were collated and analysed (if answers could be coded) using the SPSS data programme; un-coded, 'open' responses were independently assessed.

Hannah Creane

Hannah Creane completed her undergraduate degree in Sociology with Law at Durham University. She finished her studies in 2007. The aim of Hannah's research project was to explore the generational changes within childhood. Hannah had always been interested in the development of the person from child to adult, and in particular the social construction of childhood. This interest was furthered after carrying out a pilot project in 2005 exploring the importance of sibling relationships in the development of the child. Hannah's project was based on the question of what makes a child a child as opposed to an adult, and to what extent this has changed across the generations. Her research was based on nine semi-structured interviews; she chose this research method in order to avoid limiting the response of the people she was interviewing. She created three distinct age brackets: 0–29, 30–59, and 60+, and then interviewed three people from each age bracket in order to ensure an equal representation for each generation.

Mark Girvan

Mark is a 2011 graduate of the University of Strathclyde, where he studied BA Politics. In his third year he was part of a team that carried out quantitative research with regard to voting behaviour prior to the 2010 UK general elections. Using an experimental research design, the group compiled two separate questionnaires that differed in terms of question structure and wording. Respondents were asked how they would vote in a referendum on Scottish independence. The aim was to determine the effect upon the respondents' vote by varying the number of options available to them. The effect of emotive language upon voter response was also examined by varying question wording between the questionnaires.

Cornelius Grebe

Cornelius did a Ph.D. in Social Policy and Administration at the University of Nottingham. His thesis used qualitative research to analyse German reconciliation of paid employment and care work policy. Cornelius combined a contextual social constructionist paradigm of enquiry with a feminist point of view analysing parental leave, childcare, anti-discrimination, and working-time policies. He was interested in how policy 'solutions' shape our understanding of the social 'problem' of the incompatibility of paid employment and care work. Cornelius employed documentary analysis concentrating on enacted and proposed legislation.

Amy Knight

Amy Knight graduated from the University of Portsmouth in 2010 with an Upper Second Class in Politics and Sociology. In her third year Amy completed primary research concerning the recycling patterns of males and females. The main objective of Amy's research project was to identify gender differences regarding individuals' recycling habits and understand the reasons why differences occur. Amy designed and completed interviews and questionnaires, collecting both qualitative and quantitative data. The data was inputted and predominantly analysed using SPSS. 'Open-ended' questions from the interview were assessed independently.

Sarah Hanson

In 2006 Sarah completed a three-year BA Honours degree in English and Sociology at the University of Derby. In her final year Sarah focused her dissertation on the sociological

impact of women's magazines, through a combination of contextual and coded analysis. By using a system of content analysis that was fair and unbiased, Sarah was able to discover other meanings behind the structure of the magazines' front covers. Well-documented theories of feminism and the construction of gender and stereotypes allowed Sarah to decode the results, and she was thus able to break down the magazine covers to disclose their true meaning.

Sophie Mason

Sophie Mason studied at the University of East Anglia undertaking a three-year course for a BA in Society, Culture and Media. In 2005–6 she carried out a research project, which formed an integral part of her course. Her project was based on the views and experiences of students at the University of East Anglia. The project involved both qualitative and quantitative research on an individual and group scale, which required excellent organizational skills. Sophie felt it was important to consider the views of students from all demographics in order to gain a reliable understanding of individuals' university experiences. The project spanned three months from initial proposal to completion.

William J. Mason

William J. Mason began his undergraduate studies in sociology at the University of Sheffield in 2005. During his final year he secured funding to continue onto postgraduate study via the 1+3 ESRC quota studentship award. He then completed a Master's degree in Sociological Research Methods and graduated with a 2:1. He is currently in the second year of his Ph.D. William's doctoral research focuses on young people's risk behaviours and resilience thereof. These topics are considered with reference to concepts of ethnicity, interaction, and identity. Here an ethnographic approach is employed in order to generate data that reflect the mundane experiences of youth workers and young people within two areas of an industrial city in the north of England. This is a voice that has been largely neglected within previous research concerning the areas in question. Information of this nature will highlight the role/impact of community-led organizations in terms of providing a protective environment for young people, alongside considering the conceptualization of, and motivations underlying, risk taking, thus contributing to sociological understandings of risk, ethnicity, identity, and health.

Gareth Matthews

Gareth completed a BA in Sociology at the University of Nottingham in 2002, and then went on to complete an MA in Research Methods. Over this time he developed an interest in industrial sociology and, more specifically, Marxist approaches to labour process analysis, both of which stemmed from his personal experience in a variety of work settings. At present he is writing a thesis on the employment of migrant workers in the UK's hospitality industry, drawing on data from in-depth interviews held with employers and managers of hotels, bars, and restaurants in the Brighton and Hove area. The research seeks to challenge many of the connections that have recently been forged between the theoretical, analytical, and methodological approach to the study of the labour process, with a particular emphasis on the potential role of economic-geographical perspectives in reasserting the notion of 'place' into a revitalized empirical agenda.

Alice Palmer

Alice graduated with First Class Honours from the University of Sheffield in 2009. Alice studied Sociology and continued to complete a Masters in International Childhood Studies with Distinction. Alice's research topics include the changing role of stay-at-home mothers, young people's understanding of their rights under the United Nations Convention on the

Rights of the Child, and children's embodied experiences. Alice has worked as a researcher for the Policy Evaluation Group and is currently studying for a Ph.D. funded by the University of Sheffield. Alice's research methods reflect her feminist political stance and belief in creating reciprocal relationships between researcher and subject. Research methods used in studies so far include in-depth unstructured and semi-structured interviews, and focus groups.

Isabella Robbins

Isabella embarked on her first degree following the birth of her third child, and a twenty-five-year career as a professional nurse. She studied Sociology in order to help her make sense of her world. Having obtained a BA Hons in Sociology at the University of Nottingham, she took up an ESRC 1+3 studentship at the University of Nottingham. Her research interest concerns contemporary motherhood and the particular issue of how mothers account for their vaccination decisions. Her interest in this stems from her own experience of motherhood and the inherent contradictions and challenges of mothering. In order to explore this issue, she undertook a qualitative research study. She has just submitted her Ph.D. thesis.

Erin Sanders

Erin recently completed her M.Sc. in gender and politics at Birkbeck College, University of London. She became interested in how women were affected by development politics, and began investigating how sex workers were impacted by policies implemented in various developing countries. Her thesis research project focused on Thai NGOs that were working with female sex workers, investigating to what extent the organizations were representing women's interests. Her study was qualitative and incorporated feminist methodologies; semi-structured interviews were carried out with NGO representatives and sex workers in Bangkok and Chiang Mai. Erin is now working on her Ph.D. at the University of Nottingham, exploring female tourism in Thailand.

Jack Sayers

Jack Sayers is a student at the University of East Anglia, Norwich, where he is studying Philosophy and Politics BA. In his second year of the programme he studied the unit *Methods of Social Research*, in which he created his report. The group focused on student satisfaction with university accommodation—interviewing those staying in halls of residences to attain their results. Jack's report focused on the services provided by the university, both within the halls of residences and within the university itself. He compared the satisfaction levels of male and female participants to find out whether there was any deviation in their views.

Alexandra Scherer

Alexandra is in the second year of her Ph.D. at the University of Surrey, currently collecting data through interviews with children in a London primary school. Alexandra's research is concerned with minority children reading picture books. Prior to starting her ESRC-funded 1+3 studentship, Alexandra was a primary school teacher. She became fascinated by the deeper readings children made of picture books. Alexandra's first degree was in English Literature at Manchester University, where she also took a Masters in Children's Literature and Illustration.

Jonathan Smetherham

Jonathan was awarded the John Westergaard Prize from the University of Sheffield in 2009 for his final year dissertation in Sociological Studies (BA). The research was a seven-week

ethnographic study in rural Guatemala, investigating the implications of Western development agendas for local populations and focusing on the role of non-governmental organizations. After graduation, Jonathan worked for the Office for National Statistics, where his first post involved coordinating government input into key longitudinal studies, providing support to the Virtual Microdata Laboratory, and facilitating the transition of the Secure Data Service. During this time he also completed an M.Sc. (part-time) in Social Research Methods with the Open University.

Emma Taylor

Emma Taylor is a student at the University of Strathclyde in Glasgow, where she is studying for a BA Honours degree in Politics. In her third year Emma participated in a 'Research Methods for Political Scientists' class, which involved research methods and group project work based around a contemporary social issue of the group's choice. Being aware of the recent changes to licensing laws in Scotland, the group decided to develop a means of assessing both student and public attitudes towards these changes. The report focused on investigating whether the Licensing (Scotland) Act 2005 [2009] would have a profound effect on individuals' drinking behaviour, attitudes, and support for licensing laws in general. In order to assess these assumptions, Emma and her group developed a structured survey, which was distributed through face-to-face interviews and involved accidental sampling, after which the data were analysed using PASW. Moreover, in her Honours year Emma was required to submit a dissertation. As her interests involve British political behaviour and the salience of contemporary social and political issues, Emma decided to produce a quantitative thesis. The aim of her study was to identify whether issue salience had affected electoral turnout in both the 2005 and 2010 British general elections. More specifically, Emma focused on the perceived importance of the Iraq war for 2005, and the financial crisis for 2010, using data from the British Election Study.

Lily Taylor

Lily Taylor completed her undergraduate degree in 2007 from the University of East Anglia, achieving a 2:1 in Society, Culture and Media. During her time studying Lily primarily directed her units towards those focused on social research. Lily's quantitative research project explored areas surrounding academic life at the UEA and focused in depth on student debt. The research methodology consisted of a questionnaire with a mixture of open- and closed-ended questions, conducted in university accommodation and around campus, using a random sampling technique. Exploring factors such as gender differences, living arrangements, degree courses, and part-time jobs enabled Lily to distinguish groups of people who were more likely to come out of university in debt than others, and the degree to which they were worried about this.

Joe Thomson

Joe Thomson studied at the University of East Anglia for a BA degree in Politics with Media. In his second year, Joe was encouraged to embark on a unit that would revolve around social research and individual project work based on the surrounding university environment. Like Jack Sayers, Joe's project held the objective of trying to gauge and understand the perspectives of UEA students with regards to accommodation and campus facilities. His report focused upon a comparison of experiences between international and UK/EU students, which highlighted issues such as security, inter-flat relationships, and services provided by the accommodation office. In order to carry out his research, Joe used a questionnaire design, as well as a combination of sampling methods: stratified random sampling and systematic probability sampling. Data gathered from interviews that could be coded was taken, analysed, and inputted, using the SPSS data program.

Samantha Vandermark

Samantha graduated in 2010 with a First Class Honours in Sociology, Culture and Media from the University of Surrey. Her dissertation was an exploratory project focused on the government's attempt to use advertising in order to raise awareness and prompt action on the prevention of childhood obesity. Samantha used focus groups of mothers belonging to various social groups in order to gauge an understanding of how social class, childhood experiences, and deep-rooted values influenced parental techniques with regards to food. Semiotic and discourse analyses of the advertising texts added an extra dimension to the research, enabling comparisons between government messaging and parental beliefs.

Introducing the Supervisors

Nine supervisors also provided helpful feedback to inform the **Supervisor experience** feature of the book. They kindly agreed to share their experiences of supervising students doing research projects, and I hope this will add an interesting new perspective for readers of the book. While they provided their feedback anonymously, I would like to acknowledge their affiliations, which were Aberystwyth University, Bangor University, Brunel University, University of Copenhagen, University of Leicester, University of Manchester, University of Portsmouth, University of Roehampton, and University of Sheffield.

Guide to the book

About the book

Focus of the book

This book has been written with two groups of readers in mind. First, undergraduates in subjects such as sociology, social policy, human geography, and education who at some point in their degree take a course, and often more than one course, in the area of research methods. The book covers a wide range of research methods, approaches to research, and ways of carrying out data analysis, so it is likely to meet the needs of the vast majority of students in this position.

The second group, which in most cases overlaps with the first, comprises undergraduates and postgraduates who do a research project as part of the requirement for their degree programmes. This can take many forms, but one of the most common is that a small-scale research project is carried out and a dissertation based on the investigation is presented. In addition, students are often expected to carry out mini-projects in relation to certain modules. Chapter 4 has been written specifically for students doing research projects. This chapter thus builds on earlier discussion of research questions in Chapter 1, reinforcing a topic that is central to the whole process of doing research. The accent in the chapters in Parts Two and Three is on the practice of social research and as such these chapters will be extremely useful in helping students make informed decisions about doing their research. In addition, when each research method is examined, its uses and limitations are explored in order to help students to make these decisions. In Part Four, Chapter 29 provides advice on writing up research.

In addition to providing students with practical advice on doing research, the book also explores the nature of social research. This means that it attends to issues relating to fundamental concerns about what doing social research entails. For example:

- Is a natural science model of the research process applicable to the study of society?
- If not, why not?
- Why do some people feel it is inappropriate to employ such a model?
- If we do use a natural science model, does that mean that we are making certain assumptions about the nature of social reality?
- Equally, do those writers and researchers who reject such a model have an alternative set of assumptions about the nature of social reality?
- What kind or kinds of research findings are regarded as legitimate and acceptable?
- To what extent do values have an impact on the research process?
- Should we worry about the feelings of people outside the research community concerning what we do to people during our investigations?

These and many other issues impinge on research in a variety of ways and will be confronted at different stages throughout the book. While knowing how to do research—how best to design a questionnaire, how to observe, how to analyse documents, and so on—is crucial to an education in research methods, so too is a broad appreciation of the wider issues that impinge on the practice of social research. Thus, so far as I am concerned, the role of an education in research methods is not just to provide the skills that will allow you to do your own research, but also to provide you with the tools for a critical appreciation of how research is done and with what assumptions. One of the most important abilities that an understanding of research methods and methodology provides is an awareness of the need not to take evidence that you come across (in books, journals, and so on) for granted.

Why use this book?

There are likely to be two main circumstances in which this book is in your hands at the moment. One is that you have to study one or more modules in research methods for a degree in one of the social sciences or there are methodological components to one of your substantive modules (for example, a module in organizational behaviour). The other is that you have to conduct an investigation in a social scientific field, perhaps for a dissertation

or project report, and you need some guidelines about how to approach your study. It may be that you are wondering why you need to study research methods as a field and why people like the author of this book do social research at all.

Why is it important to study methods?

To some students, there does not seem a great deal of point to studying research methods. They might take the view that, if they have to conduct an investigation, why not adopt a ‘need to know’ approach? In other words, why not just look into how to do your research when you are on the verge of carrying out your investigation? Quite aside from the fact that this is an extremely risky strategy, it neglects the opportunities that a training in research methods offers. In particular, you need to bear in mind the following:

- A training in research methods sensitizes you to the *choices* that are available to social researchers. In other words, it makes you aware of the range of research methods that can be employed to collect data and the variety of approaches to the analysis of data. Such an awareness will help you to make the most appropriate choices for your project, since you need to be aware of when it is appropriate or inappropriate to employ particular techniques of data collection and analysis.
- A training in research methods provides you with an awareness of the ‘dos’ and ‘don’ts’ when employing a particular approach to collecting or analysing data. Thus, once you have made your choice of research method (for example, a questionnaire), you need to be aware of the practices you should follow in order to implement that method properly. You also need to be aware of the many pitfalls to be avoided.
- A training in research methods provides you with insights into the overall research process. It provides a general vantage point for understanding how research is done. As such, it illuminates the various stages of research, so that you can plan your research and think about such issues as how your research methods will connect with your research questions.
- A training in research methods provides you with an awareness of what constitutes good and poor research. It therefore provides a platform for developing a critical awareness of the limits and limitations of research that you read. This can be helpful in providing a critical reading of research that you encounter

for substantive modules in fields such as the sociology of work or the sociology of consumption.

- The skills that a training in research methods imparts are transferable ones. Knowing about how to sample, how to design a questionnaire, how to conduct semi-structured interviewing or focus groups and so on are skills that are relevant to research in other spheres (such as firms, public sector organizations, and so on).
- Studying research methods by using this book exposes you to a multitude of examples from real-life research. I have always learned a lot by reading research and finding out how others have carried out research and what lessons they seem to have learned. In view of this, the book is full of examples. I have tried to illustrate most of the major points with an example and often more than one. Most of my examples derive from published research, and it is clearly the case that you will find it difficult to generate research of an equivalent level because of your limited resources, time, and experience. On the other hand, you can get close, and it is important to learn about the benchmarks that good practice in published work provide. In your own research, it may be that, to use a well-known term devised by Herbert Simon (1960), you will need to *satisfice*. (Simon devised this term to forge a contrast with the model of rational decision-making that was pervasive in economics. He argued that, when working in organizations, people *satisfice* when they make decisions rather than find the most appropriate means to achieve given ends. *Satisficing* means that the search for an appropriate course of action is governed by the principle of looking for what is satisfactory, rather than for what is optimal.) The important issue is to know in what ways you are needing to *satisfice* and what the implications are of doing so.

Thus, I feel that a training in research methods has much to offer and that readers of this book will recognize the opportunities and advantages that it provides.

Erin Sanders, one of the students who have contributed to this book, herself expresses the usefulness of a knowledge of research methods for a student embarking on a research project:

I think students often read a good deal around their subject and have a working knowledge of the literature about their topic—but rarely read about methods and methodologies. Knowing about research methods is incredibly helpful when conducting research, and too often it is left out of the research process.

Structure of the book

Social research has many different traditions, one of the most fundamental of which is the distinction between quantitative and qualitative research. This distinction lies behind the structure of the book and the way in which issues and methods are approached.

The book is divided into four parts.

Part One comprises six scene-setting chapters. It deals with basic ideas about the nature of social research.

- Chapter 1 is concerned to outline some of the main stages that arise in the course of doing most kinds of social research. It also aims to explore some of the ways in which social research is located in a wider context in which a variety of factors influence why social research is done in particular ways. Most of the topics and areas covered in this chapter are addressed in much greater detail in later chapters. The goal of the chapter is to provide insights into some of the groundwork associated with thinking about social research methods and their practice.
 - Chapter 2 examines such issues as the nature of the relationship between theory and research and the degree to which a natural science approach is an appropriate framework for the study of society. It is here that the distinction between quantitative and qualitative research is first encountered. They are presented as different *research strategies* with different ways of conceptualizing how people and society should be studied. It is also shown that there is more to the distinction between them than whether an investigation includes the collection of quantitative data.
 - In Chapter 3, the idea of a *research design* is introduced. This chapter allows an introduction to the basic frameworks within which social research is carried out, such as social survey research, case study research, and experimental research. These three chapters provide the basic building blocks for the rest of the book.
 - Chapter 4 takes you through the main steps that are involved in planning and designing a research project and offers advice on how to manage this process. It also includes a discussion of *research questions*—what they are, why they are important, and how they come to be formulated.
 - Chapter 5 is designed to help you to get started on your research project by introducing the main steps in conducting a critical review of the literature.
 - Chapter 6 considers the ways in which ethical issues impinge on researchers and the kinds of principles that are involved.
- Part Two** contains ten chapters concerned with quantitative research.
- Chapter 7 explores the nature of quantitative research and as such provides a context for the later chapters. The next four chapters are largely concerned with aspects of social survey research.
 - Chapter 8 deals with sampling issues—how to select a sample and the considerations that are involved in assessing what can be inferred from different kinds of sample. It also contains at the beginning an introduction to survey research that acts as a backdrop to the discussion of sampling and to the subject matter of the following three chapters.
 - Chapter 9 is concerned with the kind of interviewing that takes place in survey research—that is, structured interviewing.
 - Chapter 10 covers the design of questionnaires. This involves a discussion of how to devise self-completion questionnaires, such as postal questionnaires.
 - Chapter 11 examines the issue of how to ask questions for questionnaires and structured interviews.
 - Chapter 12 covers structured observation, which is a method that has been developed for the systematic observation of behaviour.
 - Chapter 13 presents content analysis, a method that provides a rigorous framework for the analysis of a wide range of documents.
 - Chapter 14 deals with the analysis of data collected by other researchers and by official bodies. The emphasis then switches to the ways in which we can analyse quantitative data.
 - Chapter 15 presents a range of basic tools for the analysis of quantitative data. The approach taken is non-technical. The emphasis is upon how to choose a method of analysis and how to interpret the findings. No formulae are presented.
 - Chapter 16 shows you how to use computer software—in the form of SPSS, the most widely used software for analysing quantitative data—in order to implement the techniques you learned in Chapter 15.
- Part Three** contains nine chapters on aspects of qualitative research.
- Chapter 17 has the same role in relation to Part Three as Chapter 7 has in relation to Part Two. It provides

an overview of the nature of qualitative research and as such provides the context for the other chapters in this part.

- Chapter 18 examines the main sampling strategies employed in qualitative research. Just like quantitative researchers, qualitative researchers typically have to sample research participants, documents, or whatever the unit of analysis is. As will be seen, the sampling principles involved are clearly different from those usually employed by quantitative researchers.
- Chapter 19 is concerned with ethnography and participant observation, which is the source of some of the most well-known studies in social research. The two terms are often used interchangeably and refer to the immersion of the researcher in a social setting.
- Chapter 20 deals with the kinds of interview that qualitative researchers conduct, which is typically semi-structured interviewing or unstructured interviewing.
- Chapter 21 explores the focus group method, whereby groups of individuals are interviewed on a specific topic.
- Chapter 22 examines two ways in which qualitative researchers analyse language: conversation analysis and discourse analysis.
- Chapter 23 deals with the examination of documents in qualitative research. The emphasis then shifts to the analysis of qualitative data.
- Chapter 24 explores some approaches to the analysis of qualitative data.
- Chapter 25 shows you how to use computer software—a relatively new development in qualitative research—to assist with your analysis.

It is striking that certain issues recur across Parts Two and Three: interviewing, observation, documents, and data analysis. However, as you will see, quantitative and qualitative research constitute contrasting approaches to such activities.

Part Four contains chapters that go beyond the quantitative/qualitative research contrast.

- Chapter 26 deals with some of the ways in which the distinction between quantitative and qualitative research is less fixed than is sometimes supposed.
- Chapter 27 presents some ways in which quantitative and qualitative research can be combined to produce what is referred to as mixed methods research.
- Chapter 28 is concerned with the use of the Internet as a context or platform for conducting research.

- Chapter 29 has been included to help with writing up research, an often neglected area of the research process.

The fourth edition

This fourth edition contains both major and minor differences from the third edition. The major revisions are:

- A new chapter (Chapter 1) that sets the scene for the rest of the book by outlining some basic issues impinging on a consideration of social research methods and the factors that impinge on it. It is meant to provide some building blocks for the rest of the book and to ease the reader into the area.
- A new chapter on sampling in qualitative research (Chapter 18). In previous editions of the book, this topic was spread across several chapters. In this edition, the consideration of sampling issues faced by qualitative researchers has been consolidated.
- Some new *Student experience* boxes have been added to illuminate students' own encounters with the social research process.
- To supplement the Student experience boxes, there are now *Supervisor experience* boxes that provide some insight into the reflections of those who act as supervisors of dissertations and projects. All of the supervisors were highly experienced practitioners so their thoughts are highly instructive.

Minor revisions include:

- New sections on such topics as life history interviewing and the changing nature of ethnography.
- Many sections have been substantially expanded and updated to include important developments such as the Economic and Social Research Council's *Framework for Research Ethics*.
- All sections have been updated where appropriate. Chapter 28, which is concerned with the use of the Internet in social research, has undergone a particularly large number of revisions, as this is an area of research methodology where many developments have taken place.
- New examples have been introduced and some from the previous editions have been replaced.

How to use the book

The book can be used in a number of different ways. However, I would encourage all readers at least to look at

the chapter guide at the beginning of each chapter so that they can be sure that they do not in fact need the material covered there and also to gain a sense of the range of issues the book does in fact address.

- **Wider philosophical and methodological issues.** If you do not need to gain an appreciation of the wider philosophical context of enquiry in social research, Chapter 2 can largely be ignored. If an emphasis on such issues is something you are interested in, Chapter 2 along with Chapter 26 should be a particular focus of attention.
- **Survey research.** Chapters 8 through 11 deal with the kinds of topics that need to be addressed in survey research. In addition, Chapter 15 examines ways of analysing the kinds of data that are generated by survey researchers. Also, sections in Chapter 28 explore issues to do with the conduct of surveys via email or the World Wide Web.
- **Practical issues concerned with doing quantitative research.** This is the province of the whole of Part Two. In addition, you would be advised to read Chapter 3, which maps out the main research designs employed, such as experimental and cross-sectional designs, which are frequently used by quantitative researchers.
- **Practical issues concerned with doing qualitative research.** This is the province of the whole of Part Three. In addition, you would be advised to read Chapter 3, which maps out the main research designs employed, such as the case study, which is frequently employed in qualitative research.
- **Analysing data.** Chapters 15 and 24 explore the analysis of quantitative and qualitative research data respectively, while Chapters 16 and 25 introduce readers to the use of computer software in this connection. It may be that your module on research methods does not get into issues to do with analysis, in which case these chapters would be omitted.
- **Formulating research questions.** As I have already said in this Guide, I see the asking of research questions as fundamental to the research process. Advice on what research questions are, how they are formulated, where they come from, and so on is provided in Chapters 1 and 4.
- **Doing your own research project.** I hope that the whole of this book will be relevant to students doing their own research projects or mini-projects, but Chapter 4 is the one where specific advice relating to this issue is located. In addition, I would alert you to the practical tips that have been devised and the checklists of points to remember.
- **Writing.** This issue is very much connected with the previous point. It is easy to forget that your research has to be *written up*. This is as much a part of the research process as the collection of data. Chapter 29 discusses a variety of issues to do with writing up research.
- **Wider responsibilities of researchers.** It is important to bear in mind that as researchers we bear responsibilities to the people and organizations that are the recipients of our research activities. Ethical issues are raised at a number of points in this book and Chapter 6 is devoted to a discussion of them. The fact that an entire chapter has been given over to a discussion of ethics is a measure of their importance in terms of the need to ensure that all researchers should be ethically sensitive.
- **The quantitative/qualitative research contrast.** The distinction between quantitative and qualitative research is used in two ways: as a means of organizing the research methods and methods of analysis available to you; and as a way of introducing some wider philosophical issues about social research. Chapter 2 outlines the chief areas of difference between quantitative and qualitative research. These are followed up in Chapter 17. I also draw attention to some of the limitations of adhering to an excessively strict demarcation between the two research strategies in Chapter 26, while Chapter 27 explores ways of integrating them. If you do not find it a helpful distinction, these chapters can be avoided or skimmed.
- **The Internet.** The Internet plays an increasingly important role in the research process. At various junctures I provide important websites where key information can be gleaned. I also discuss in Chapter 5 the use of the Internet as a route for finding references for your *literature review*, itself another important phase of the research process. You will find that many of the references that you find when you do an online search will then themselves be accessible to you in electronic form. Finally, Chapter 28 discusses the use of the Internet as a source of material that can be analysed and as a platform for doing research in the form of such research methods as web surveys, electronic focus groups, and email surveys.

Guided tour of textbook features



Chapter guide

The goal of this chapter is to provide guidance for students on how to get started on their research project. Once you have identified your research questions (see Chapter 4), the next step in any research project is to search the existing literature and write a literature review. The principal task at this early stage involves reviewing the main ideas and research relating to your chosen area of interest. This provides the basis for the writing of a literature review, which forms an important part of the dissertation. This chapter will advise students on how to go about searching the literature and engaging critically with

Chapter guide

Each chapter begins with a chapter guide that alerts readers to what they can expect to have learned by the end of each chapter. This provides a route map of what is to follow.



Research in focus 5.1 Healthy eating among young people

Shepherd et al. (2006) have published an account of the procedures they used to examine the barriers to healthy eating among young people aged 11–16 years and the factors that facilitate healthy eating. In Table 5.1 I have outlined the chief steps in doing a systematic review, as outlined in the main text, and the corresponding procedures and practices in the review by Shepherd et al. These authors used methods for systematic review that have been developed by the Evidence for Policy and Practice Information and Coordinating Centre (EPPIC) at the Institute of Education, University of London. The EPPIC has a very comprehensive website that details its approach and its main methods and provides full reports of many of the systematic reviews its members have conducted (<http://eppi.ioe.ac.uk/cms/Default.aspx?tabid=53&language=en-US> (accessed 2 August 2010)).

Research in focus boxes

It is often said that the three most important features to look for when buying a house are location, location, location. A parallel for the teaching of research methods is examples, examples, examples! Research in focus boxes are designed to provide a sense of place for the theories and concepts being discussed in the chapter text, by providing real examples of published research.



Key concept 5.1 What is a systematic review?

Systematic review has been defined as 'a replicable, scientific and transparent process... that aims to minimize bias through exhaustive literature searches of published and unpublished studies and by providing an audit trail of the reviewer's decisions, procedures and conclusions' (Tranfield et al. 2003: 209). Such a review is often contrasted with the traditional narrative review, which is the focus of the next section. The proponents of systematic review are more likely to generate unbiased and comprehensive accounts of the literature, especially in fields in which the aim is to understand whether a particular intervention has particular benefits, than those using the traditional review, which is often depicted by them as haphazard. A systematic review that includes only quantitative studies is a *meta-analysis* (see Key concept 5.2). In recent times, the development of systematic review procedures for qualitative studies has attracted a great deal of attention, especially in the social sciences. *Meta-ethnography* (see Key concept 5.3) is one such approach to the synthesis of qualitative findings, but currently there are several different methods, none of which is in widespread use (Mays et al. 2005).

Key concept boxes

This feature explains key terms, for instance by asking 'What is...?', or by listing a series of important points about a particular issue or topic. These boxes will help you build up a terminology about research methods, which you can then apply in your own work and to provide further explanation of ideas that may be difficult to understand. Key concepts are indicated in purple type for quick reference and are defined in the Glossary.



Thinking deeply 5.2 What do examiners look for in a literature review?

Holbrook et al. (2007) conducted an analysis of examiners' reports on Ph.D. theses. They analysed 1,310 reports relating to 501 theses in Australia (a Ph.D. thesis is examined by at least two examiners). These reports are naturally occurring documents, in that examiners have to provide these reports as part of the process of examining a Ph.D. candidate. In the course of writing a report, examiners frequently if not invariably comment on the literature review. While these findings are obviously specific to a Ph.D., the features that examiners look for are also applicable in general terms to other kinds of writing, such as an undergraduate or a postgraduate dissertation.

The reports were analysed using computer-assisted qualitative data analysis software, which will be covered in Chapter 25. The analysis of these reports suggests that comments concerning the literature review were of three basic kinds:

Thinking deeply boxes

Social research methods can sometimes be complex: Thinking deeply boxes contain further discussion of a topic or issue as a way of encouraging you to think about it in greater depth or helping to explain current debates or important discussions that have gone on between researchers. This feature is intended to take you beyond the introductory level and to raise your awareness of some of the complexities involved in using social research methods.



Tips and skills Using systematic review in a student research project

The systematic review approach does contain some elements that cannot easily be applied in a student research project because of limitations of time and resources. For example, you are unlikely to be able to assemble a panel of experts in methodology and theory to meet you regularly and discuss the boundaries of the review. However, there are some aspects of the approach that can be applied to students' research. For example, meeting your supervisor regularly during the planning stage of your literature review to define the boundaries of the subject and to come up with likely search terms is extremely useful. Your supervisor's knowledge of the subject can be invaluable at this stage. Also, a systematic review approach to the literature requires a transparent way of searching for and examining the literature as well as keeping records of what you have done. These practices are feasible for a student research project.

Tips and skills boxes

These boxes provide guidance and advice on key aspects of the research process and are intended to help you to avoid making certain mistakes that I have found students commonly make, based on my experiences of talking to and supervising them. Tips and skills boxes also give information that is intended to help you to acquire the skills that are needed to become a competent social researcher.



Student experience

Strategies for finding references

The students who supplied information concerning their strategies for doing their literature reviews used a variety of approaches. As well as searching the journals, Erin Saunders got help from her supervisor and others.

I was recommended a number of relevant texts by my supervisor—and from there I located other sources by using the bibliographies of these texts. As well, I did an extensive journal search for articles that were related to my topic. I also contacted a number of academics in the field to ask for specific suggestions. Then I read as much of the literature as I could, identifying key themes and ideas.

Hannah Creane's approach was to focus on key names in the sociological literature on childhood.

Initially I read a few core textbooks that cover the general aspects of sociology, and picked out from them the main names of sociologists who have written about childhood and, in particular, childhood as a social construction. From there I read the books of some of the key names within the field of childhood study, and just simply kept looking up the names of sociologists whom they had referenced. I kept going like this until I felt I had enough literature to back up my findings, and theories that I made in the light of my own research.



Supervisor experience

How to annoy your dissertation supervisor and cause yourself problems: five easy steps

Supervisors were asked about some of the chief frustrations associated with supervising dissertation students. There were some recurring themes in their responses. Here are some easy ways to annoy your supervisor and create problems for yourself.

1. *Don't turn up to pre-arranged supervision meetings.* Quite aside from the rudeness of doing this, a failure to turn up begins to ring alarm bells about whether the student is veering off course.
2. *Leave the bulk of the work until the last minute.* Supervisors know full well that research must be paced because it requires a great deal of forethought and because things can go wrong. The longer students leave their dissertation work, the more difficult it becomes to do thorough research and to rectify problems.
3. *Ignore what your supervisor advises you to do.* Supervisors are extremely experienced researchers, so that ignoring their advice is irritating and certainly not in a student's interest.
4. *Hand in a chaotic draft as late as possible.* It is not your supervisor's job to write the dissertation for you or



Checklist

Planning a research project

- Do you know what the requirements for your dissertation are, as set out by your university or department?
- Have you made contact with your supervisor?
- Have you allowed enough time for planning, doing, and writing up your research project?
- Do you have a clear timetable for your research project with clearly identifiable milestones for the achievement of specific tasks?
- Have you got sufficient financial and practical resources (for example, money to enable travel to research site, recording device) to enable you to carry out your research project?
- Have you formulated some research questions and discussed these with your supervisor?



Key points

- Follow the dissertation guidelines provided by your institution.
- Thinking about your research subject can be time consuming, so allow plenty of time for this aspect of the dissertation process.
- Use your supervisor to the fullest extent allowed and follow the advice offered by him or her.
- Plan your time carefully and be realistic about what you can achieve in the time available.
- Formulate some research questions to express what it is about your area of interest that you want to know.
- Writing a research proposal is a good way of getting started on your research project and agreeing it



Questions for review

Managing time and resources

- Why is it important to devise a timetable for your research project?

Formulating suitable research questions

- Why are research questions necessary?
- What are the main sources of research questions?
- What are the main steps involved in developing research questions?
- What criteria can be used to evaluate research questions?

Category In *grounded theory*, a category occupies a space between a researcher's initial theoretical reflections on and understanding of his or her data and a concept, which is viewed as a higher level of abstraction. Thus, a category has an intermediate position in terms of abstraction between *coding* and a theory.

Student experience boxes

Student experience boxes draw on interviews with real research students from a variety of universities around the UK, and provide valuable windows into the research practices and problems of students who have gone before you. These boxes will help you to anticipate and resolve research problems as you move through your dissertation or project.

Supervisor experience boxes

Supervisor experience boxes draw on interviews with dissertation and thesis supervisors from a variety of universities around the UK, and, like the Student experience boxes, provide valuable insights into the research practices and problems of students who have gone before you. These boxes will help you to anticipate and resolve research problems as you move through your dissertation or project.

Checklists

Most chapters include checklists of issues that should be borne in mind when engaging in certain activities (such as doing a literature review, devising a structured interview schedule, or conducting a focus group). They are meant to alert you to key points you will have encountered in the text so that you can be reminded of what to look out for or consider when doing your own research.

Key points

At the end of each chapter there is a set of significant points that are particularly crucial for you to take note of. They are meant to alert you to issues that are especially important and to jog your memory about the areas that have been covered.

Questions for review

At the end of each chapter there is also a series of questions to help you to test your understanding of key concepts and ideas.

Glossary

At the end of the book is a glossary of definitions of central terms. Many repeat definitions in the Key concept boxes, but they also provide a convenient way of knowing what is meant by key terms. Glossary terms are also highlighted in purple text in the chapters.

Guided tour of the ORC: lecturer resources

www.oxfordtextbooks.co.uk/orc/brymansrm4e/

This textbook is accompanied by a full suite of online resources, which are freely available to adopting lecturers. Our comprehensive supplements will save you time in preparing lectures, planning seminars, and creating assessments for your students. To register for a password, simply follow the steps on the Social Research Methods homepage.

PowerPoint slides

A suite of customizable PowerPoint slides has been included for use in lecture presentations. Arranged by chapter theme and tied specifically to the lecturer's guide, the slides may also be used as handouts in class.

Lecturer's guide

A comprehensive lecturer's guide has been included to assist both new and experienced instructors in their teaching. The guide includes reading guides, lecture outlines, further coverage of difficult concepts, and teaching activities, and is accompanied by instructions on how the guide may be most effectively implemented in the teaching programme.

Case studies

Each chapter is accompanied by a case study, complete with 3–5 discussion questions. These can be used in seminars or as assignments, to stimulate group work, and for independent critical thinking.

Figures and tables from the text

All figures and tables from the text are provided in high resolution format for downloading into presentation software or for use in assignments and exam material.

Test bank

This customizable resource contains 10 questions per chapter with answers and feedback, allowing you to create your own personalized testing sessions. These can be used to monitor students' understanding and progress during the term, or in formal assessment at the end of the course.

Deductive and inductive theory

- **Deductivism:**
 - theory → data
 - explicit hypothesis to be confirmed or rejected
 - quantitative research
- **Inductivism:**
 - data → theory
 - generalizable inferences from observations
 - qualitative research / grounded theory

Lecturer's Guide Chapter 1: Social Research Strategies

Overview

This chapter introduces the reader to the theoretical underpinnings of social research, exploring a number of factors that affect the way in which projects are designed. It looks firstly at the relationship between theory and research and then considers questions of epistemology (what we can know about the social world) and ontology (what kind of objects there are in that world). The author then introduces a distinction between quantitative and qualitative 'research strategies' as two contrasting ways of approaching social research, while recognising that in practice they may overlap. Finally, the chapter considers some of the factors that might influence the way in which research is carried out, namely personal values and practical constraints.

Slide 1.2: Student experience



A valuable feature of the text is the 'Student experience' text boxes with links to the Online Resource Centre.

Chapter 1: Social Research Strategies

Case Study

Sutherland (1937): *The Professional Thief*

Edwin Sutherland was a criminologist at the University of Chicago. He conducted a study of the way in which people become involved in full-time thieving, by interviewing one such man called Chic Conwell. Sutherland used the method of life history interviewing to find out about Conwell's past experiences, and was interested in how he accounted for his drift into criminal behaviour. From this study, Sutherland devised the theory of differential association, arguing that the 'professional thief' did not exist until they were defined as such by those around them, and that this depended on whether or not the individual came into contact with others who defined criminality in positive terms. We might then say that this was an inductive theory that emerged out of the research findings, and that it was based on an interpretivist epistemology: Sutherland was keen to explore the meanings held by a 'professional thief' about his own experiences. The study also suggests a constructionist ontological position, as Sutherland believed that the 'professional thief' was not a pre-existing, objective category of person but rather a lay term constructed by those for whom the label was personally meaningful.

Source: Sutherland, E. H. (1937) *The Professional Thief*. Chicago: University of Chicago Press.

Figure 2.3

Influences on social research



Question: Which of the following is a principle of positivism? Please select all that apply.

a. Positivism: only knowledge that comes through the senses is valid

b. Deductive and/or subjective reasoning; no use hypotheses and/or gather factual data that can inform a theory

c. Objectivism: scientific knowledge is presumed to be value free

d. Value judgments: scientific knowledge is based and subjective

General Feedback:
Positivism is an epistemological doctrine based upon the idea that the social world can be studied in the same way as the natural world. Its principles are therefore similar to those of the natural sciences: the focus on empirical data, deductive and inductive reasoning and value-freeness.

Page reference: 13

Feedback:
33.3% a.
10.0% b.
33.3% c.
100.0% d.

Guided tour of the ORC: student resources

www.oxfordtextbooks.co.uk/orc/brymansrm4e/

Multiple choice questions

The best way to reinforce your understanding of research methods is through frequent and cumulative revision. To aid you in this, a bank of self-marking multiple choice questions has been provided for each chapter of the text, and includes instant feedback on your answers to help strengthen your knowledge of key research concepts.

Annotated web links

A series of annotated web links to the best social research websites, organized by chapter, enables you to extend your understanding by reading the latest perspectives on social research issues.

Flashcard glossary

Online flashcards have been designed to help you understand and memorize the key terms used in the book. The flashcards can also be downloaded to your iPod or other portable devices for revision on the move.

Student researcher's toolkit

This toolkit is divided into two main parts:

1. An interactive research project guide, which takes you step-by-step through each of the key research phases, ensuring that you do not overlook any research step, and providing guidance and advice on every aspect of social research from dealing with your supervisor to ways of organizing and writing your dissertation for maximum effect.
2. Dos and don'ts of social research: a quick practical checklist drawn from experience of common pitfalls.

Student experience podcasts

Learn from the real research experiences of students who have completed their own research projects! Download podcasts explaining in detail about the research projects of undergraduate and postgraduate (MA and Ph.D.) students from a range of degree courses throughout the UK. Learn about the research processes they went through and the problems they resolved as they moved through each research phase. The questionnaires they answered are also available on the ORC as Word documents.

Guide to using Excel in data analysis

Using Excel to an advanced level can be one of the trickiest aspects of a research project. This interactive guide takes you step-by-step from the very first stages of using Excel to more advanced topics such as descriptive statistics, contingency tables, charting and regression, and statistical significance.

An inductive theory is one that:

Your answer:
c) Allows theory to emerge out of the data

Feedback:
A deduction is a conclusion drawn logically from an argument or a discussion of things previously established or known. Deductions can be expressed as hypotheses which can then be tested, so answer (a) must be incorrect. However, when we have gathered and analysed the research data, the research findings can be fed back into our existing knowledge, which is a form of induction. This is because induction means moving from the particular to the general. So answer (b) cannot be correct either. The usual application of inductive theory, however, is to allow theory to emerge from our findings. We find an interesting question, we gather data on it and we 'theorise' from our findings. It may be that these 'theories' are, in reality, simply 'interesting insights' rather than 'grand theories' but they can be valuable for all that. The methods used are 'neither here nor there' although it may be more likely for deductive theory to use quantitative methods and for inductive approaches to use qualitative methods.
Page reference: 9-12

Abbreviations

ASA	American Sociological Association
BCS	British Crime Survey
BFI	British Film Institute
BHPS	British Household Panel Survey
BPS	British Psychological Society
BSA	British Social Attitudes [survey]
BSA	British Sociological Association
BSE	Bovine Spongiform Encephalopathy
CA	conversation analysis
CAPI	computer-assisted personal interviewing
CAQDAS	computer-assisted/aided qualitative data analysis software
CATI	computer-assisted telephone interviewing
CCSE	Cultural Capital and Social Exclusion
CCTV	closed-circuit television
CDA	critical discourse analysis
CF	cystic fibrosis
CJD	Creutzfeldt Jakob Disease
CV	curriculum vitae
DA	discourse analysis
ECA	ethnographic content analysis
EFS	Expenditure and Food Survey
ENT	ear, nose, throat
EPPI	Evidence for Policy and Practice Information and Coordinating Centre
ESDS	Economic and Social Data Service
ESRC	Economic and Social Research Council
FES	Family Expenditure Survey
FIAC	Flanders Interaction Analysis Categories
FMD	foot and mouth disease
<i>FRE</i>	<i>Framework for Research Ethics</i>
GHS	General Household Survey
GLF	General Lifestyle Survey
HALS	Health and Lifestyle Survey
HETUS	Harmonized European Time Use Studies
HISS	hospital information support system
HRT	hormone replacement therapy
IBSS	International Bibliography of the Social Sciences
ICI	Imperial Chemical Industries
HIS	Integrated Household Survey
IRB	Institutional Review Board
ISSP	International Social Survey Programme
ISP	Internet service provider
IT	information technology

LFS	Labour Force Survey
MUD	multi-user domain
NCDS	National Child Development Study
NFS	National Food Survey
NGO	non-governmental organizations
NHS	National Health Service
NSPCC	National Society for the Prevention of Cruelty to Children
NS-SEC	National Statistics Socio-Economic Classification
NUD*IST	Non-numerical Unstructured Data Indexing Searching and Theorizing
NVIVO	QSR NUD*IST Vivo
ONS	Office for National Statistics
ONS	Omnibus Survey
ORACLE	Observational Research and Classroom Learning Evaluation
QLL	qualitative longitudinal research
RAE	Research Assessment Exercise
RCT	randomized controlled trial
RDD	random digit dialing
REC	Research Ethics Committee
<i>REF</i>	<i>Research Ethics Framework</i>
<i>RGF</i>	<i>Research Governance Framework for Health and Social Care</i>
SCELI	Social Change and Economic Life Initiative
SCPR	Social and Community Planning Research
SE	standard error [of the mean]
SPSS	Statistical Package for the Social Sciences
SRA	Social Research Association
SSCI	Social Sciences Citation Index
TB	tuberculosis
TDM	Tailored Design Method
UKDA	UK Data Archive
WERS	Workplace Employment Relations Survey
WI	Women's Institute
WoK	Web of Knowledge

This page intentionally left blank



Part One

Part One of this book aims to provide the groundwork for the more specialized chapters in Parts Two, Three, and Four. In Chapter 1, some of the basic ideas in thinking about social research methods are outlined. Chapters 2 and 3 are concerned with two ideas that will recur again and again during the course of this book—the idea of **research strategy** and the idea of **research design**. Chapter 2 outlines a variety of considerations that impinge on the practice of social research and relates these to the issue of research strategy. Two research strategies are identified: **quantitative** and **qualitative research**. Chapter 3 identifies the different kinds of research design that are employed in social research. Chapters 4 and 5 are concerned with providing advice to students on some of the issues that they need to consider if they have to prepare a dissertation based upon a relatively small-scale research project. Chapter 4 deals with planning and formulating **research questions**, including the principles and considerations that need to be taken into account in designing a small-scale research project, while Chapter 5 is about how to get started in reviewing the literature. Chapter 6 deals with ethics in social research.


This page intentionally left blank

1

The nature and process of social research

Chapter outline

Introduction	4
What is meant by 'social research'?	4
Why do social research?	5
The context of social research methods	5
Elements of the process of social research	8
Literature review	8
Concepts and theories	8
Research questions	9
Sampling cases	11
Data collection	12
Data analysis	13
Writing up	14
The messiness of social research	15
<i>Key points</i>	16
<i>Questions for review</i>	16





Chapter guide

This chapter aims to introduce readers to some fundamental considerations in conducting social research. It begins by outlining what we mean by social research and the reasons why we conduct it. However, the bulk of the chapter then moves on to consider three areas:


- *The context of social research methods.* This entails considering issues such as the role of theory in relation to social research, the role of values and in particular of ethical considerations in the research process, the significance of assumptions about the nature of the social world and about how knowledge about it should be produced, and the ways in which political considerations may materialize in social research.
- *The elements of the research process.* The whole book is dedicated to the elements of social research, but here the essential stages are given a preliminary treatment. The elements identified are: a literature review; formulating concepts and theories; devising research questions; sampling; data collection; data analysis; and writing up findings.
- *The messiness of social research.* This section acknowledges that social research often does not conform to a neat, linear process and that researchers may find themselves facing unexpected contingencies and difficulties. At the same time, it is suggested that a familiarity with the nature of the research process and its principles is crucial to navigating through the unexpected.

All of the issues presented in these three sections will be treated in much greater detail in later chapters, but they are introduced at this stage to provide readers with an early encounter with them.

Introduction

This book is concerned with the ways that social researchers go about their craft. I take this to mean that it is concerned with the approaches that are employed by social researchers to go about the research process in all its phases—formulating research objectives, choosing research methods, securing research participants, collecting, analysing, and interpreting data, and disseminating findings to others. An understanding of social research methods is important for several reasons, but two stand out. First, it is hoped that it will help readers to avoid the many pitfalls that are all too common when relatively inexperienced people try to do social research, such as failing to match research questions to research methods, asking ambiguous questions in **questionnaires**,

and engaging in practices that are ethically dubious. If you are expected to conduct a research project, an education in research methods is important, not just for ensuring that the correct procedures are followed but also for gaining an appreciation of the choices that are available to you. Second, an understanding of social research methods is also important from the point of view of being a consumer of published research. When people take degrees in the social sciences, they will read a lot of published research in the substantive areas they study. A good grounding in the research process and a knowledge of the potential pitfalls can provide a critical edge when reading the research of others that can be invaluable.




What is meant by ‘social research’?

The term ‘social research’ as used in this book denotes *academic* research on topics relating to questions relevant

to the social scientific fields, such as sociology, human geography, social policy, politics, and criminology. Thus,

social research involves research that draws on the social sciences for conceptual and theoretical inspiration. Such research may be motivated by developments and changes in society, such as the rise in worries about security or binge-drinking, but it employs social scientific ideas to illuminate those changes. It draws upon the social sciences for ideas about how to formulate


research topics and issues and how to interpret and draw implications from research findings. In other words, what distinguishes social research of the kind discussed in this book is that it is deeply rooted in the ideas and intellectual traditions of the social sciences. This book is about the methods that are used to create that kind of research.



Why do social research?

The rationale for doing social research has been outlined in the previous section to a certain extent. Academics conduct such research because, in the course of reading the literature on a topic or when reflecting on what is going on in modern social life, questions occur to them. They may notice a gap in the literature or an inconsistency between a number of studies or an unresolved issue in the literature. These provide common circumstances that act as springboards for social research in academic circles. Another is when there is a development in society that provides an interesting point of departure for the investigation of a research question. For example, noting

the widespread use of text messaging on mobile telephones, a researcher might become interested in studying how far it has affected the nature and quality of interaction in social life. In exploring this kind of issue, the researcher is likely to draw upon the literature on technology and on social interaction to provide insights into how to approach the issue. As I say in Chapter 2, there is no single reason why people do social research of the kind emphasized in this book, but, at its core, it is done because there is an aspect of our understanding of what goes on in society that is to some extent unresolved.



The context of social research methods

Social research and its associated methods do not take place in a vacuum. In this book, a number of factors that form the context of social research will be mentioned. The following factors form part of the context within which social research and its methods operate:

- The *theories* that social scientists employ to help to understand the social world have an influence on what is researched and how the findings of research are interpreted. In other words, the topics that are investigated are profoundly influenced by the available theoretical positions. Thus, if a researcher was interested in the impact of mobile phone text messaging on sociability, it is quite likely that he or she would want to take into account prevailing theories about how technology is used and its impacts. In this way, social research is informed and influenced by theory. It also contributes to theory because the findings of a study will feed into the stock of knowledge to which the theory relates.
- As the previous point implies, the existing knowledge about the area in which the researcher is interested forms an important part of the background within which social research takes place. In practice, this means that someone planning to conduct research must be familiar with the *literature* on the topic or area of interest. You have to be acquainted with what is already known about the research area in which you are interested so that you can build on it and not risk covering the same ground as others. Reviewing the literature is the main focus of Chapter 5 and is also an ingredient of other chapters, such as Chapter 29.
- The researcher's views about the nature of the *relationship between theory and research* also have implications for research. For some practitioners, theory is something that is addressed at the beginning of a research project. The researcher might be viewed as

engaging in some theoretical reflections out of which a **hypothesis** is formulated and then subsequently tested. An alternative position is to view theory as an outcome of the research process—that is, as something that is arrived at after the research has been carried out. This difference has implications for research, because the first approach implies that a set of theoretical ideas drive the collection and analysis of data whereas the second suggests a more open-ended strategy in which theoretical ideas emerge out of the data. Of course, as is so often the case in discussions of this kind, the choice is rarely as stark as this account of the relationship between theory and research implies, but it does imply that there are some contrasting views about the role of theory in relation to research. This issue will be a major focus of Chapter 2.

- The assumptions and views about how research should be conducted influence the research process. It is often assumed that a ‘scientific’ approach will and should be followed, in which a hypothesis is formulated and then tested using precise measurement techniques. Such research definitely exists, but the view that this is how research should be done is by no means universally shared. Considerations of this kind are referred to as **epistemological** ones. They raise questions about, and invite us to reflect upon, the issue of how the social world should be studied and whether a scientific approach is the right stance to adopt. Some researchers favour an approach that eschews a scientific model, arguing that people and their social institutions are very different from the subject matter of the scientist and that an approach is needed that is more sensitive to the special qualities of people and their social institutions. This issue will be a major focus in Chapter 2.
- The assumptions about the nature of social phenomena influence the research process too. It is sometimes suggested that the social world should be viewed as something that is external to social actors and over which they have no control. It is simply there, acting upon and influencing their behaviour, beliefs, and values. We might view the culture of an organization as a set of values and behavioural expectations that exert a powerful influence over those who work in the organization and into which new recruits have to be socialized. But we could also view it as an entity that is in a constant process of reformulation and reassessment, as members of the organization continually modify it through their practices and through small


innovations in how things are done. Considerations of this kind are referred to as **ontological** ones. They invite us to consider the nature of social phenomena—are they relatively inert and beyond our influence or are they very much a product of social interaction? As for epistemological issues discussed in the previous point, the stance that the researcher takes on them has implications for the way in which social research is conducted. This issue will be a major focus of Chapter 2.

- The *values* of the research community have significant implications for researchers. This can take a number of forms. *Ethical issues* have been a point of discussion, and indeed often of considerable dissension, over the years, but in recent times they have soared in prominence. It is now almost impossible to do certain kinds of research without risking the opprobrium of the research community and possible censure from the organizations in which researchers are employed. Nowadays, there is an elaborate framework of bodies that scrutinize research proposals for their ethical integrity, so that transgression of ethical principles becomes ever less likely. Certain kinds of research require special provision with regard to ethics, such as research involving children or vulnerable adults. Thus, ethical values and the institutional arrangements that have arisen in response to the clamour for ethical caution have implications for what and who can be researched and for how research can be conducted to the point where certain research methods and practices are no longer employed. Another way in which the values of the research community can impinge on the researcher is that in certain fields, such as in social policy, there is a strong view that those being researched should be involved in the research process. For example, when social researchers conduct research on service users, it is often suggested that the users of those services should be involved in the formulation of research questions and instruments, such as questionnaires. While such views are not universally held (Becker et al. 2010), they form a consideration that researchers in certain fields may feel compelled to reflect upon when contemplating certain kinds of investigation. Ethical issues are addressed further in Chapter 6 and touched on in several other chapters.
- Related to the previous issue is the question of what research is for. Thus far, I have tended to stress the academic nature and role of social research—namely,

that it is to add to the stock of knowledge about the social world. However, many social scientists feel that research should have a practical purpose and that it should make a difference to the world around us. Such an emphasis means that, for some practitioners, the social sciences should focus on topics and issues that will have *implications for practice*. For researchers in social science disciplines like social policy, an emphasis on investigations having demonstrable implications for practice is more widely held than in it might be in other disciplines. Also, there are research approaches that are more or less exclusively designed to explore issues that will have implications for people's everyday lives, such as **evaluation research** and **action research**, which will be touched upon in Chapters 3 and 17 respectively. However, even in fields like social policy, a commitment to an emphasis on practice is not universally held. In a survey of UK social policy researchers in 2005, Becker, Bryman, and Sempik (2006) found that 53 per cent of all those questioned felt that it was *equally* important for research to have potential value for policy and practice and to lead to the accumulation of knowledge, a further 34 per cent felt it was more important for research to have potential value for policy and practice, and 13 per cent felt it was more important for social policy research to lead to the accumulation of knowledge.

- Social research operates within a wider *political context*. This feature has many aspects and some of these are mentioned in Chapter 6. For example, much social research is funded by government bodies, and these tend to reflect the orientation of the government of the day. This will mean that certain research issues are somewhat more likely to receive financial support than others. Further, for research supported by the Economic and Social Research Council (ESRC), the major funding body for UK social science research, prospective applicants are supposed to demonstrate how potential users of the research will be involved or engaged if the research receives financial support. The notion of a 'user' is capable of being interpreted in a number of different ways, but it is likely to be more straightforward for an applicant to demonstrate the involvement of users when research has a more applied focus. In other words, the stipulation that users must be involved could be taken to give a slight advantage to research with a focus on practice.
- The *training and personal values* of the researcher cannot be ignored. They form a component of the context of social research methods in that they may influence the research area, the research questions, and the methods employed to investigate these. Our experiences and our interests frequently have some influence on the issues we research. As academic social researchers, the issues that interest us have to connect to the wider disciplines of the social sciences. An example referred to in Chapter 2 is O'Reilly's (2000) study of British expatriates living on Spain's Costa Del Sol. The issue was of interest to her because she and her partner were planning to live there themselves. This clearly constitutes a personal interest, but it is not exclusively so, because she used the topic as a lens for raising issues about transnational migration, an issue that has been of great interest to social scientists in recent years. I also mention in Chapter 2 my own interest in the ways in which social science research is reported in the mass media. This grew out of a wounding experience reported in Haslam and Bryman (1994), which led me to develop an interest in the issue more generally, to read a great deal of the literature on the reporting of both science and social science in the media, and to develop it into a research project. Also, social researchers, as a result of their training and sometimes from personal preferences that build up, frequently develop attachments to, or at least preferences for, certain research methods and approaches. One of the reasons why I try to cover a wide range of research methods in this book is because I am convinced that it is important for practising and prospective researchers to be familiar with a diversity of methods and how to implement them. The development of methodological preferences carries the risk of researchers becoming blinkered and restricted in what they know, but it is undoubtedly the case that such preferences often do emerge and have implications for the conduct of research.

It is impossible to arrive at an exhaustive list of factors that are relevant to this section, but it is hoped that the discussion above will provide a flavour of the ways in which the conduct of social research and the choice of research methods are not hermetically sealed off from wider influences.



Elements of the process of social research

In this section and the rest of this chapter, I will introduce what I think are the main elements of most research projects. It is common for writers of textbooks on social research methods to compile flow charts of the research process, and I am not immune to this temptation, as you will see from, for example, Figures 2.1, 8.1, and 17.1! At this point, I am not going to try to sequence the various stages or elements of the research process, as the sequencing varies somewhat according to different research strategies and approaches. All I want to do at this juncture is to introduce some of the main elements—in other words, elements that are common to all or most varieties of social research. Some of them have already been touched on in the previous section and all of them will be addressed further and in more detail in later chapters.

Literature review

The existing literature represents an important element in all research. When we have alighted upon a topic or issue that interests us, we must read further to determine a number of things. We need to know:

- what is already known about the topic;
- what concepts and theories have been applied to the topic;
- what research methods have been applied to the topic;
- what controversies about the topic and how it is studied exist;
- what clashes of evidence (if any) exist;
- who the key contributors to research on the topic are.

Many topics have a rich tradition of research, so it is unlikely that many people, such as students doing an undergraduate or postgraduate Master's dissertation, will be able to conduct an exhaustive review of the literature in such areas. What is crucial is that you establish and read the key books and articles and some of the main figures who have written in the field. As I suggest in Chapter 5, it is crucial that you know what is known, so that you cannot be accused of not doing your homework and therefore of naively going over old ground. Also, being able to link your own research questions, findings, and discussion to the existing literature is an important and

useful way of demonstrating the credibility and contribution of your research. However, as will become clear from reading Chapter 5, a literature review is not simply a summary of the literature that has been read. The written literature review is expected to be critical. This does not necessarily mean that you are expected to be highly critical of the authors you read, but it does mean that you are supposed to assess the significance of their work and how each item fits into the narrative about the literature that you construct when writing a literature review.

Concepts and theories

Concepts are the way that we make sense of the social world. They are essentially labels that we give to aspects of the social world that seem to have common features that strike us as significant. As outlined in Chapter 7, the social sciences have a strong tradition of concepts, many of which have become part of the language of everyday life. Concepts such as bureaucracy, power, social control, status, charisma, labour process, cultural capital (see Research in focus 1.1 for an example using this concept), McDonaldization, alienation, and so on are very much part of the theoretical edifice that generations of social scientists have constructed. Concepts are a key ingredient of theories. Indeed, it is almost impossible to imagine a theory that did not have at least one concept embedded in it.

Concepts serve several purposes in the conduct of social research. They are important to how we organize and signal to intended audiences our research interests. They help us to think about and be more disciplined about what it is we want to find out about and at the same time help with the organization of our research findings. In the section on 'The context of social research methods' it was noted briefly that the relationship between theory and research is often depicted as involving a choice between theories driving the research process in all its phases and theories as a product of the research process. This is invariably depicted as the contrast between respectively **deductive** and **inductive** approaches to the relationship between theory and research and is something that will be expanded upon in Chapter 2. Unsurprisingly, this contrast has implications for concepts. Concepts may be viewed as something we start out

with and that represent key areas around which data are collected in an investigation. In other words, we might collect data in order to shed light on a concept or more likely several concepts and how they are connected. This is the approach taken in the investigation reported in Research in focus 1.1. The alternative view is that concepts are outcomes of research. According to this second view, concepts help us to reflect upon and organize the data that we collect. Of course, these are not mutually exclusive positions. In research, we often start out with some key concepts that help us to orient to our subject matter but, as a result of collecting data and interpreting them, we possibly revise those concepts, or new ones emerge through our reflections.

One of the reasons why familiarity with the existing literature in a research area (the issue covered in the previous section) is so important is that it alerts us to

some of the main concepts that past researchers have employed and how useful or limited those concepts have been in helping to unravel the main issues. Research in focus 1.1 provides an example of this tendency in that the concept of cultural capital is employed for its possible insights into the process of students being accepted or rejected when applying for entry to Oxford University. Even when we are reading the literature solely as consumers of research—for example, when writing an essay—knowing what the key concepts are, who is responsible for them, and what controversies there are (if any) surrounding them can be crucial.

Research questions

Research questions have been mentioned in passing on a couple of occasions, and they are implicit in some of



Key concept 1.1

What are research questions?

A research question is a question that provides an explicit statement of what it is the researcher wants to know about. A research purpose can be presented as a statement (for example, 'I want to find out whether (or why) . . .'), but a question forces the researcher to be more explicit about what is to be investigated. A research question must have a question mark at the end of it or else it is not a question. It must be interrogatory. Research in focus 1.1 provides an example of a study with several research questions. A hypothesis is in a sense a form of research question, but it is not stated as a question and provides an anticipation of what will be found out.

Denscombe (2010) has provided a helpful list of types of research question. This list first appeared in an earlier edition, which has been embellished by White (2009). The following types of research question are proposed by Denscombe:

1. Predicting an outcome (does y happen under circumstances a and b ?).
2. Explaining causes and consequences of a phenomenon (is y affected by x or is y a consequence of x ?).
3. Evaluating a phenomenon (does y exhibit the benefits that it is claimed to have?).
4. Describing a phenomenon (what is y like or what forms does y assume?).
5. Developing good practice (how can we improve y ?).
6. Empowerment (how can we enhance the lives of those we research?).

White (2009) is uneasy about Denscombe's last category, arguing that an emphasis on political motives of this kind can impede the conduct of high-quality research. To some extent, this difference of opinion can be attributed to differences in viewpoint about the purposes of research highlighted in the section on 'The context of social research methods'. Rather than the sixth type of research question above, White proposes an alternative:

7. Comparison (do a and b differ in respect of x ?).

There are many ways that research questions can be categorized, and it is also difficult to arrive at an exhaustive list, but these seven types provide a rough indication of the possibilities as well as drawing attention to a controversy about the wider goals of research.

the discussion thus far. Research questions are extremely important in the research process, because they force you to consider that most basic of issues—what is it about your area of interest that you want to know? Most people beginning research start with a general idea of what it is they are interested in. Research questions force you to consider the issue of what it is you want to find out about much more precisely and rigorously. Developing research questions is a matter of narrowing down and focusing more precisely on what it is that you want to know about.

Research questions are, therefore, important. Having no research questions or poorly formulated research questions will lead to poor research. If you do not specify clear research questions, there is a great risk that your research will be unfocused and that you will be unsure about what your research is about and what you are collecting data for. It does not matter how well you design a questionnaire or how skilled an interviewer you are; you must be clear about your research questions. Equally, it does not matter whether your research is for a project with a research grant of £300,000, a doctoral



Research in focus 1.1

Research questions in a study of cultural capital

The focus of the article by Zimdars, Sullivan, and Heath (2009) is the recruitment of students to Oxford University. Recruitment to UK universities and to the elite universities of Oxford and Cambridge has been the focus of political controversy in recent years, because the failure to recruit sufficient numbers of state-school students is seen as elitist and as restricting social mobility. Admissions officers in Oxford and Cambridge universities in particular are often portrayed as displaying class prejudices that constrain the life chances of young people from less privileged backgrounds. The researchers' aim was 'to assess whether cultural capital is linked to success in gaining admission for those who apply' (Zimdars et al. 2009: 653). They then go on to outline their research questions:

Specifically, we address the following questions:

1. How do Oxford applicants vary in their cultural participation and cultural knowledge, according to parents' education, social class, gender and ethnicity?
2. Does cultural capital predict acceptance to Oxford?
3. If so, does its effect remain once we control for examination performance?
4. Is cultural capital more important for admission to the arts and humanities faculties than to the sciences?
5. To what extent does cultural capital mediate the effect of social class, parents' education, private schooling, ethnicity and gender? (Zimdars et al. 2009: 653)

At one level, this research seeks to address issues of relevance to social and educational policy. As noted in the section on 'The context of social research methods', social research sometimes explores issues that are mainly to do with policy and practice. But the researchers are also keen to draw on theory and one key concept in particular—Bourdieu's concept of cultural capital—to help understand the processes underlying the low level of acceptance of state-school applicants at Oxford. Cultural capital refers to an individual's ability to distinguish him- or herself through cultural experiences and competencies. It is argued that such cultural expertise allows the middle class to reproduce itself both culturally and socially and serves to reduce the social and economic opportunities of working-class children.

Zimdars et al. draw primarily on a questionnaire survey of Oxford applicants who applied for entry in 2002. Of particular interest is that the researchers found cultural knowledge to be a more important factor in success at gaining entry than mere cultural participation through visiting museums, galleries, etc. As the authors put it: 'What matters is a relationship of familiarity with culture, rather than just participation in culture' (Zimdars et al. 2009: 661). As such, these findings are only partially supportive of Bourdieu's ideas at least so far as they relate to the issue of gaining admission to Oxford.

thesis, or a small mini-project. Research questions are crucial because they will:

- guide your literature search;
- guide your decisions about the kind of research design to employ;
- guide your decisions about what data to collect and from whom;
- guide your analysis of your data;
- guide your writing-up of your data;
- stop you from going off in unnecessary directions; and
- provide your readers with a clearer sense of what your research is about.

It has been suggested above that research questions will help to guide your literature search for your literature review. However, it is also possible, if not likely, that reading the literature may prompt you to revise your research questions and may even suggest some new ones. Therefore, at an early stage of a research study, research questions and the literature relating to them are likely to be rather intertwined. A plausible sequence at the beginning of a research project is that initial contact with the literature relating to an area of interest suggests one or two research questions and that further reading guided by the initial research questions gives rise to a revision of them or possibly some new ones. In Chapter 4, there will be more discussion of research questions and how they can be developed.



Student experience

Generating and changing research questions

Hannah Creane elaborated on her answers regarding her research questions in an email. She writes:

the three initial research questions I had formulated when I began the study were: what makes a child a child?; what makes an adult an adult?; and to what extent can the child be seen as a 'mini' adult? However, while writing this up I realized that those questions were no longer really the guiding questions for my research. The study has evolved and become more of an empirical reflection of the generational changes within childhood rather than looking specifically at what childhood actually is. It seems to me that the two appropriate questions in relation to the study as a whole now are: What makes a child a child as opposed to an adult?; and to what extent has this changed across the generations?



To read more about Hannah's research experiences, go to the Online Resource Centre that accompanies this book at: www.oxfordtextbooks.co.uk/orc/brymansrm4e/

Sampling cases

Social research is not always carried out on people. For example, we may want to examine mass-media content and employ a technique like **content analysis**, which is covered in Chapter 13. In such a situation, we are collecting our data from newspapers or television programmes rather than from people. Because of this, it is common for writers on social research methods to use the term 'case' to cover the wide variety of objects on whom or from whom data will be collected. Much if not most of the time, 'cases' will be people. In social research we are rarely in a position in which we can interview, observe, or send questionnaires to all possible individuals who are appropriate to our research and equally we are unlikely to be able to read and analyse the content of all articles in

all newspapers relating to an area of media content that interests us. Time and cost issues will always constrain the number of cases we can include in our research, so we almost always have to sample.

As we will see in later chapters, there are a number of different principles behind sampling. Many people associate sampling with surveys and the quest for **representative samples**. This approach to sampling invariably lies behind sampling for opinion polls of the kind that we often encounter in newspapers. Such sampling is usually based on principles to do with searching for a sample that can represent (and therefore act as a microcosm of) a wider **population**. If newspapers could not make claims about the representativeness of the samples used for the opinion polls they commission, the findings they report about the prospects for political parties would

be less significant. In Chapter 8, the principles that lie behind the quest for the representative sample will be explained. These principles do not apply solely to questionnaire **survey research** of the kind described in Research in focus 1.1 but may also apply to other kinds of investigation—for example, when sampling newspaper articles for a content analysis of media content. By no means all forms of social science research prioritize representative samples. In several of the chapters in Part Three we will encounter sampling principles that are based not on the idea of representativeness but on the notion that samples should be selected on the basis of their appropriateness to the purposes of the investigation. Also, in **case study** research, there may be just one or two units of analysis. With such research, the goal is to understand the selected case or cases in depth. Sampling issues are relevant to such research as well. Quite aside from the fact that the case or cases have to be selected according to criteria relevant to the research, those individuals who are members of the case study context have to be sampled according to criteria too. However, the chief point to register at this juncture is that sampling is an inevitable feature of most if not all kinds of social research and therefore constitutes an important stage of any investigation.

Data collection

To many people, data collection represents the key point of any research project, and it is probably not surprising therefore that this book probably gives more words and pages to this stage in the research process than any other. Some of the methods of data collection covered in this book, such as interviewing and questionnaires, are probably more familiar to many readers than some of the others. Some methods entail a rather structured approach to data collection—that is, the researcher establishes in advance the broad contours of what he or she needs to find out about and designs research instruments to implement what needs to be known. The questionnaire is an example of such an instrument; the researcher establishes what he or she needs to know to answer the research questions that drive the project and designs questions in the questionnaire that will allow data to be collected to answer those research questions. Similarly, something like a **structured interview**—the kind of interview used in survey investigations—includes a host of questions designed for exactly the same purpose. It is unfortunate that we use the same word—question—for both research questions and the kinds of questions that are posed in questionnaires and interviews. They are

very different: a research question is a question designed to indicate what the purpose of an investigation is; a questionnaire question is one of many questions that are posed in a questionnaire that will help to shed light on and answer one or more research questions.

It is also possible to discern in this book methods of data collection that are less structured or, to put it another way, that are more unstructured. In Part Three in particular, research methods will be encountered that emphasize a more open-ended view of the research process, so that there is less restriction on the kinds of things that can be found out about. Research methods such as **participant observation** and **semi-structured interviewing** are used so that the researcher can keep more of an open mind about the contours of what he or she needs to know about, so that concepts and theories can emerge out of the data. This is the inductive approach to theorizing and conceptualization that was referred to above. Such research is usually still geared to answering research questions, but these are often expressed in a less explicit form than the research questions encountered in more structured research of the kind encountered in Research in focus 1.1. This can be seen by comparing the specificity of these research questions with those of a study of retired senior managers by Jones, Leontowitsch, and Higgs (2010):

Our aim was to explore the experiences of retirement, changes in lifestyle and social roles and the meanings associated with retirement amongst early retirees from higher management. Research questions included: to what extent do our respondents construct a new balance of activities? Do respondents construct new discourses of everyday life? Does the move by respondents into leisure retirement create new tensions in other parts of their lives? (Jones et al. 2010: 105)

These research questions derived in part from, and were illuminated by, the concept of the ‘quasi-subject’ in modern societies, whereby people ‘become authors of their own biographies—authors who have to continually construct identities and biographical narratives in order to give meaning to lives that are lived out in the face of uncertainty’ (Jones et al. 2010: 104). In order to explore the research questions, semi-structured interviews with twenty relevant retirees were undertaken. The interviews were designed ‘to encourage a conversation and to allow participants to give their own account of retirement’ (Jones et al. 2010: 108). This is a noticeably less

structured approach to the collection of data, which reflects the open-ended nature of the research questions.

The collection of data, then, can entail different sorts of approach in terms of how structured or open-ended the implementation of the methods are. An issue that arises in all research is that of *quality*. How do you do good research and how do you know it when you read it? The assessment of research quality is an issue that relates to all phases of the research process, but the quality of the data-collection procedures is bound to be a key concern. As we will see in several chapters, the assessment of quality has become a prominent issue among social research practitioners and also for policy-makers with an interest in academic research. It has become a much more significant topic since the first edition of this book was published in 2001. There are several reasons for the greater prominence of research quality assessment, some of which will be mentioned in later chapters. However, the key point to register for the time being is that, with the increased importance of research quality assessment, debates have arisen about issues such as whether there can be quality criteria that apply to all forms of research. As we will see, especially in Chapter 17, there has been a clear position among some methodologists that a ‘horses for courses’ approach is required whereby the application of quality criteria needs to take into account the kind of investigation to which they are being applied.

Data analysis

Data analysis is a stage that incorporates several elements. At the most obvious level, it might be taken to mean the application of statistical techniques to the data that have been collected. However, quite aside from the fact that by no means all data are amenable to quantitative data analysis and that, even when some data might be appropriate to such analysis, alternative approaches are sometimes taken, there are other things going on when data are being analysed. For a start, the raw data have to be *managed*. This means that the researcher has to check the data to establish whether there are any obvious flaws. For example, if we take the kind of research like that conducted by Jones et al. (2010) on senior management early retirees, the interviews are usually audio-recorded and then subsequently transcribed. The researcher needs to be alert to possible hearing mistakes that might affect the meaning of people’s replies. The preparation of the data for **transcription** enables the researcher to introduce the transcripts into a computer software program of the kind discussed in Chapter 25. In the case of the research by Jones et al., once the transcripts

had been incorporated within the software, the authors say they conducted a **thematic analysis**. This means that they examined the data to extract core themes that could be distinguished both between and within transcripts. One of the main elements of the identification of themes was through **coding** each transcript. With the analysis of qualitative data of these kinds, coding is a process whereby the data are broken down into their component parts and those parts are then given labels. The analyst then searches for recurrences of these sequences of coded **text** within and across cases and also for links between different **codes**. Thus, there is a lot going on in this process: the data are being managed, in that the transcripts are being made more manageable than they would be if the researcher just kept listening and relistening to the recordings; the researcher is making sense of the data through coding the transcripts; and the data are being interpreted—that is, the researcher is seeking to link the process of making sense of the data with the research questions that provided the starting point, as well as with the literature relating to retirement and also with the theoretical ideas the authors use to illuminate the issue.

The data analysis stage is fundamentally about *data reduction*—that is, it is concerned with reducing the large corpus of information that the researcher has gathered so that he or she can make sense of it. Unless the researcher reduces the amount of data collected—for example, in the case of quantitative data by producing tables or averages and in the case of qualitative data by grouping textual material into categories like themes—it is more or less impossible to interpret the material.

A further issue to bear in mind with data analysis is that it can refer to the analysis of either primary or secondary data. With primary data analysis, the researcher or researchers who were responsible for collecting the data conduct the analysis, as was the case with both the Zimdars et al. (2009) and Jones et al. (2010) studies referred to in this chapter. Secondary data analysis occurs when someone else analyses such data. Nowadays, researchers who work in universities are encouraged to deposit their data in archives, which then allow others to analyse the data they collected. Given the time and cost of most social research, this is a sensible thing to do, as it increases the likely payoff of an investigation, and it may be that a researcher conducting secondary analysis can explore the research questions in which he or she is interested without having to go through the time-consuming and lengthy process of having to collect primary data. **Secondary analysis** is discussed in Chapters 14 and 24. However, the distinction between primary and secondary

analysis is not a perfect one. In Key concept 14.1, I present an example of a secondary analysis of data in which I was involved. For me, it was a primary analysis of the data, as I had not been involved in the data collection, whereas for my co-authors, all of whom had been involved in the data collection, it was a secondary analysis.

Writing up

It could be argued that the finest piece of research would be useless if it was not disseminated to others. We do research so that it can be written up, thereby allowing others to read what we have done and concluded.

Table 1.1

Stages in the research process in relation to two studies

Stage	Description of stage	Example (Zimdars et al. 2009)*	Example (Jones et al. 2010)
Literature review	A critical examination of existing research relating to the phenomena of interest and of relevant theoretical ideas.	Literature concerning social stratification as it relates to educational access and concerning the notion of cultural capital.	Literature concerning retirement and the notion of the 'quasi-subject' in second modernity.
Concepts and theories	The ideas that drive the research process and that shed light on the interpretation of the resulting findings. These findings contribute to the ideas.	Academic attainment; cultural capital; social background.	Early retirement; quasi-subject; discourse; lifestyle.
Research questions	A question that provides an explicit statement of what it is the researcher wants to know about.	<ol style="list-style-type: none"> 1. How do Oxford applicants vary in their cultural participation and cultural knowledge, according to parents' education, social class, gender and ethnicity? 2. Does cultural capital predict acceptance to Oxford? 3. If so, does its effect remain once we control for examination performance? 4. Is cultural capital more important for admission to the arts and humanities faculties than to the sciences? 5. To what extent does cultural capital mediate the effect of social class, parents' education, private schooling, ethnicity and gender? (Zimdars et al. 2009: 653) 	'to what extent do our respondents construct a new balance of activities? Do respondents construct new discourses of everyday life? Does the move by respondents into leisure retirement create new tensions in other parts of their lives?' (Jones et al. 2010: 105)
Sampling cases	The selection of cases (in this case people) who are relevant to the research questions.	'A representative sample of 1,700 applicants with British qualifications who applied to Oxford during the 2002 admissions cycle' (Zimdars et al. 2009: 653).	Sample of twenty early retirees obtained initially through databases of organizations working with retired people.
Data collection	Gathering data from the sample so that the research questions can be answered.	Questionnaire survey. Data obtained on degree attainment of each applicant. Also, interviews with admissions tutors and observation of admissions meetings.	Semi-structured interviews.
Data analysis	The management, analysis, and interpretation of the data.	Statistical analysis of the questionnaire data. Thematic analysis of interview transcripts.	Thematic analysis of interview transcripts.
Writing up	Dissemination of the research and its findings.	The research was written up as a doctoral thesis and as articles, including Zimdars et al. (2009). Main sections in Zimdars et al. (2009): <ul style="list-style-type: none"> • Introduction • Operationalization • Research questions • Data and methods • Discussion • Appendix 	Research written up as an article in Jones et al. (2010). Main sections: <ul style="list-style-type: none"> • Introduction • Background • Methods • Findings • Discussion • Conclusion


* Zimdars (2007) consulted for further information.

It might also be argued that writing up should not be part of the subject matter for a book on social research methods. However, since dissemination is so important to the researcher, it is right for it to be included, and the final chapter of this book (Chapter 29) is devoted to this issue.

There are slightly different ways in which social research tends to get written up, and these vary somewhat according to the different styles of doing research. For example, more structured kinds of research like that presented in Research in focus 1.1 are sometimes written up differently from more open-ended research of the sort represented by the Jones et al. (2010) article. However, there are some core ingredients that most dissertations, theses, and research articles will include. These are:

- *Introduction*. Here the research area and its significance are outlined. The research questions are also likely to be introduced here.
- *Literature review*. What is already known about the research area is sketched out and examined critically.
- *Research methods*. Here the research methods employed (sampling, methods of data collection, methods of data analysis) are presented and justified.
- *Results*. The findings are presented.
- *Discussion*. The findings are discussed in relation to their implications for the literature and for the research questions previously introduced.
- *Conclusion*. The significance of the research is reinforced for the reader.

These elements are discussed in much greater detail in Chapter 29. They are not an exhaustive list, because writing conventions differ in various ways, but these are recurring elements of the final written outputs. Table 1.1 summarizes the seven elements of the research process examined in this section.



The messiness of social research

There is one final point I want to register before you read further. It is to alert you to the fact that social research is often a lot less smooth than the accounts of the research process you read in books like this. The purpose of this book is to provide an overview of the research process that also provides advice on how it should be done. In fact, research is full of false starts, blind alleys, mistakes, and enforced changes to research plans. However, in a book like this it is impossible to cover all such contingencies, in large part because many of them are one-off events and almost impossible to anticipate. We know that research can get messy from the confessional accounts of the research process that have been written over the years (e.g. the contributors to P. Hammond 1964; Bell and Newby 1977; Bryman 1988b; Townsend and Burgess 2009a; Streiner and Sidani 2010). If social research is messy, why do we invariably not get a sense of that when we read reports of research in books and academic journal articles? Of course, research often does go relatively smoothly and, in spite of minor hiccoughs, proceeds roughly according to plan. However, it is also the case that what we read in reports of research are often relatively sanitized accounts of how the research was produced, without a sense of the sometimes difficult problems the researcher(s) had to overcome. This is not to say that when social researchers write accounts of

their studies they deceive us, but rather that the accounts of the findings and how they were arrived at tend to follow an implicit template that emphasizes some aspects of the research process but not others. They tend to emphasize how the specific findings presented in the report were arrived at and to use standard methodological terminology of the kind presented in this book to express the underlying process. Research reports typically display the various elements discussed in the previous section—the relevant literature is reviewed, the key concepts and theories are discussed, the research questions are presented, the sampling procedures and methods of data collection are explained and justified, the findings are presented and discussed, and some conclusions are drawn. The vicissitudes of research tend not to feature within this template. This tendency is not unique to social research: in Chapter 22 a study of how scientists present and discuss their work will be presented, and this shows that here too certain core aspects of the production of ‘findings’ tend to be omitted from the written account (Gilbert and Mulkey 1984).

It is also the case that, regardless of the various ways in which research can be knocked off its path, this book can deal only with generalities. It cannot cover every eventuality, so that it is quite possible that when conducting an investigation you will find that these generalities

do not fit perfectly with the circumstances in which you find yourself. It is important to be aware of that possibility and not to interpret any slight departures you have to make from the advice provided in this book as a problem with your skills and understanding. It could even be argued that, in the light of the different ways in which social researchers can be stymied in their research plans, a book on research methods, outlining how research is and should be conducted, is of little value. Needless to say, I would not subscribe to such a view. Many years ago, I was involved in several studies of construction projects. One of the recurring themes in the findings was the different ways that construction projects could be knocked off their course: unpredictable weather, sudden shortages of key supplies, illness, accidents, previously reliable sub-contractors letting the project manager down, clients changing their minds or being unavailable at key points, sudden changes in health and safety regulation, poor quality supplies, poor quality work, early excavation

revealing unanticipated problems—any of these could produce significant interruptions to even the best-planned construction project. But never was it suggested that the principles of construction and of construction management should be abandoned. Without such principles, project managers would be at an even greater loss to know how to proceed. Much the same is true of research projects. There are plenty of things that can go wrong. As Townsend and Burgess (2009b) write in the introduction to their collection of ‘research stories you won’t read in textbooks’, two of the recurring themes from the accounts they collected are the need for flexibility and the need for perseverance. However, at the same time it is crucial to have an appreciation of the methodological principles and the many debates and controversies that surround them, and these are outlined in the next twenty-eight chapters. These principles provide a road map for the journey ahead.



Key points

- Social research and social research methods are embedded in wider contextual factors. They are not practised in a vacuum.
- Social research practice comprises elements that are common to all or at least most forms of social research. These include: conducting a literature review; concepts and theories; research questions; sampling of cases; data collection; data analysis; and a writing-up of the research finding.
- Attention to these steps is what distinguishes academic social research from other kinds of social research.
- Although we can attempt to formulate general principles for conducting social research, we have to recognize that things do not always go entirely to plan.



Questions for review

What is meant by ‘social research’?

- What is distinctive about academic social research?

Why do social research?

- If you were about to embark on a research project now or in the near future, what would be the focus of it and why?

The context of social research methods

- What are the main factors that impinge on social research and the implementation of social research methods identified in the chapter? Can you think of any that have not been touched on?

Elements of the process of social research

- Why is a literature review important when conducting research?
- What role do concepts and theories play in the process of doing social research?
- Why are researchers encouraged to specify their research questions? What kinds of research questions are there?
- Why do researchers need to sample? Why is it important for them to outline the principles that underpin their sampling choices?
- Outline one or two factors that might affect a researcher's choice of data-collection instrument.
- What are the main differences between the kinds of data analysed by Zimdars et al. (2009) and Jones et al. (2010)?
- How might you structure the report of the findings of a project that you conducted?

The messiness of social research

- If research does not always go according to plan, why should we bother with methodological principles at all?



Online Resource Centre

<http://www.oxfordtextbooks.co.uk/orc/brymansrm4e/>


Visit the Online Resource Centre that accompanies this book to enrich your understanding of social research strategies. Consult web links, test yourself using multiple choice questions, and gain further guidance and inspiration from the Student Researcher's Toolkit.

2

Social research strategies

Chapter outline

Introduction	19
Theory and research	20
What type of theory?	21
Deductive and inductive theory	24
Epistemological considerations	27
A natural science epistemology: positivism	27
Interpretivism	28
Ontological considerations	32
Objectivism	32
Constructionism	33
Relationship to social research	34
Research strategy: quantitative and qualitative research	35
Influences on the conduct of social research	39
Values	39
Practical considerations	41
Key points	42
Questions for review	42





Chapter guide

The chief aim of this chapter is to show that a variety of considerations enter into the process of doing social research. The distinction that is commonly drawn among writers on and practitioners of social research between *quantitative research* and *qualitative research* is explored in relation to these considerations. This chapter explores:

- the nature of the relationship between theory and research, in particular whether theory guides research (known as a *deductive* approach) or whether theory is an outcome of research (known as an *inductive* approach);
- *epistemological* issues—that is, ones to do with what is regarded as appropriate knowledge about the social world; one of the most crucial aspects is the question of whether or not a natural science model of the research process is suitable for the study of the social world;
- *ontological* issues—that is, ones to do with whether the social world is regarded as something external to social actors or as something that people are in the process of fashioning;
- the ways in which these issues relate to the widely used distinction in the social sciences between two types of *research strategy*: quantitative and qualitative research; there is also a preliminary discussion, which will be followed up in Chapter 27, that suggests that, while quantitative and qualitative research represent different approaches to social research, we should be wary of driving a wedge between them;
- the ways in which *values* and *practical issues* also impinge on the social research process.

Introduction

This book is about social research. It attempts to equip people who have some knowledge of the social sciences with an appreciation of how social research should be conducted and what it entails. The latter project involves situating social research in the context of sociology, which in turn means attending to the question of its role in the overall enterprise of the discipline. It would be much easier to ‘cut to the chase’ and explore the nature of methods of social research and provide advice on how best to choose between and implement them. After all, many people might expect a book with the title of the present one to be concerned mainly with the ways in which the different methods in the social researcher’s arsenal can be employed.

But the practice of social research does not exist in a bubble, hermetically sealed off from the social sciences and the various intellectual allegiances that their practitioners hold. Two points are of particular relevance here.

First, methods of social research are closely tied to different visions of how social reality should be studied. Methods are not simply neutral tools: they are linked

with the ways in which social scientists envision the connection between different viewpoints about the nature of social reality and how it should be examined. However, it is possible to overstate this point. While methods are not neutral, they are not entirely suffused with intellectual inclinations either. Secondly, there is the question of how research methods and practice connect with the wider social scientific enterprise. Research data are invariably collected in relation to something. The ‘something’ may be a burning social problem or, more usually, a theory.

This is not to suggest that research is entirely dictated by theoretical concerns. One sometimes finds simple ‘fact-finding’ exercises published. Fenton et al. (1998) conducted a quantitative content analysis of social research reported in the British mass media. They examined national and regional newspapers, television and radio, and also magazines. They admit that one of the main reasons for conducting the research was to establish the amount and types of research that are represented. Sometimes, such exercises are motivated by

a concern about a pressing social problem. McKeganey and Barnard (1996) conducted qualitative research involving observation and interviews with prostitutes and their clients in Glasgow. One factor that seems to have prompted this research was the concern about the role of prostitutes in spreading HIV infection (McKeganey and Barnard 1996: 3). Another scenario occurs when research is done on a topic when a specific opportunity arises. The interest of Westergaard et al. (1989) in the effects of redundancy seems to have been profoundly motivated by the opportunity that arose when a Sheffield steel company, which was close to their institutional base at the University of Sheffield, made a large number of people redundant. The firm's management approached the authors a year after the redundancies to conduct research on what had happened to the individuals who had been made redundant. The authors conducted **social survey research** using a structured interview approach on most of those made redundant. Of course, the authors were influenced by theories about and previous research on unemployment, but the specific impetus for

the research on the effects of redundancy was not planned. Yet another stimulus for research can arise out of personal experiences. Lofland and Lofland (1995) note that many research publications emerge out of the researcher's personal biography, such as Zukin's (1982) interest in loft living arising out of her living in a loft in New York City. Another example is O'Reilly's (2000) investigation of British expatriates living on the Costa del Sol in Spain, which stemmed from her and her partner's dream of moving to the area themselves, which in fact they eventually did. Certainly, my own interest in Disney theme parks can be traced back to a visit to Disney World in Florida in 1991 (Bryman 1995, 1999), while my interest in the representation of social science research in the mass media (Fenton et al. 1998) can almost certainly be attributed to a difficult encounter with the press reported in Haslam and Bryman (1994).

By and large, however, research data achieve significance in sociology when viewed in relation to theoretical concerns. This raises the issue of the nature of the relationship between theory and research.



Student experience


Personal experience as a basis for research interests

For her research, Isabella Robbins was interested in the ways in which mothers frame decisions regarding vaccinations for their children. This topic had a particular significance for her. She writes:

As the mother of three children I have encountered some tough decisions regarding responsibility towards my children. Reading sociology, as a mature student, gave me the tools to help understand my world and to contextualize some of the dilemmas I had faced. In particular, I had experienced a difficult decision regarding the vaccination status of my children.



To read more about Isabella's research experiences, go to the Online Resource Centre that accompanies this book at: www.oxfordtextbooks.co.uk/orc/brymansrm4e/



Theory and research

Characterizing the nature of the link between theory and research is by no means a straightforward matter. There are several issues at stake here, but two stand out in particular. First, there is the question of what form of theory one is talking about. Secondly, there is the matter of whether data are collected to test or to build theories.

Theory is important to the social researcher because it provides a backcloth and rationale for the research that is being conducted. It also provides a framework within which social phenomena can be understood and the research findings can be interpreted.

What type of theory?

The term ‘theory’ is used in a variety of different ways, but its most common meaning is as an explanation of observed regularities—for example, why sufferers of schizophrenia are more likely to come from working-class than middle-class backgrounds, or why work alienation varies by technology. But such theories tend not to be the stuff of courses in sociological theory, which typically focus much more on theories with a higher level of abstraction. Examples of such theories include structural-functionalism, **symbolic interactionism**, critical theory, poststructuralism, structuration theory, and so on. What we see here is a distinction between theories of the former type, which are often called *theories of the middle range* (Merton 1967), and *grand theories*, which operate at a more abstract and general level. According to Merton, grand theories offer few indications to researchers as to how they might guide or influence the collection of empirical evidence. So, if someone wanted to test a theory or to draw an inference from it that could be tested, the level of abstractness is likely to be so great

that the researcher would find it difficult to make the necessary links with the real world. There is a paradox here, of course. Even highly abstract ideas, such as Parsons’s notions of ‘pattern variables’ and ‘functional requisites’, must have some connection with an external reality, in that they are likely to have been generated out of Parsons’s reading of research or his reflections upon that reality or others’ writings on it. However, the level of abstractness of the theorizing is so great as to make it difficult for them to be deployed in research. For research purposes, then, Merton argues that grand theories are of limited use in connection with social research, although, as the example in Research in focus 2.1 suggests, an abstract concept like social capital (Bourdieu 1984) can have some pay-off in research terms. Instead, middle-range theories are ‘intermediate to general theories of social systems which are too remote from particular classes of social behavior, organization and change to account for what is observed and to those detailed orderly descriptions of particulars that are not generalized at all’ (Merton 1967: 39).



Research in focus 2.1

Grand theory and social research

Butler and Robson (2001) used Bourdieu’s concept of social capital as a means of understanding gentrification of areas of London. While the term ‘social capital’ has acquired an everyday usage, Butler and Robson follow Bourdieu’s theoretical use of it, which draws attention to the social connectedness and the interpersonal resources that those with social capital can draw on to pursue their goals. While the term has attracted the interest of social policy researchers and others concerned with social exclusion, its use in relation to the middle class has been less prominent, according to Butler and Robson. Bourdieu’s treatment implies that those with social capital cultivate significant social connections and then draw upon those connections as resources for their goals. Butler and Robson conducted semi-structured interviews with ‘gentrifiers’ in each of three inner London areas. Responding to a tendency to view gentrification in rather unitary terms, the authors selected the three areas to examine what they refer to as the ‘variability’ of the process. To that end, the areas were selected to reflect variation in two factors: the length of time over which gentrification had been occurring and the middle-class groupings to which each of the areas appealed. The selection of areas in terms of these criteria was aided by **census** data. Of the three areas, Telegraph Hill was the strongest in terms of social capital. According to the authors, this is revealed in ‘its higher levels of voluntary co-operation and sense of geographically focused unity’ (Butler and Robson 2001: 2159). It is the recourse to these networks of sociality that accounts for the successful gentrification of Telegraph Hill. Battersea, one of the other two areas, entails a contrasting impetus for gentrification in Bourdieu’s terms. Here, economic capital was more significant for gentrification than the social capital that was important in Telegraph Hill. The role of economic capital in Battersea can be seen in the ‘competitive access to an increasingly desirable and expensive stock of housing and an exclusive circuit of schooling centred on private provision’ (Butler and Robson 2001: 2159). In the former, it is sociality that provides the motor for gentrification, whereas in Battersea gentrification is driven by market forces and is only partially influenced by patterns of social connectedness. This study is an interesting example of the way in which a relatively high-level theoretical notion—social capital and its kindred concept of economic capital—associated with a social theorist can be employed to illuminate research questions concerning the dynamics of modern urban living.

By and large, then, it is not grand theory that typically guides social research. Middle-range theories are much more likely to be the focus of empirical enquiry. In fact, Merton formulated the idea as a means of bridging what he saw as a growing gulf between theory (in the sense of grand theory) and empirical findings. This is not to say that there were no middle-range theories before he wrote: there definitely were, but what Merton did was to seek to clarify what is meant by ‘theory’ when social scientists write about the relationship between theory and research.

Middle-range theories, unlike grand ones, operate in a limited domain, whether it is juvenile delinquency, racial prejudice, educational attainment, or the labour process

(see Research in focus 2.2). They vary somewhat in their range of application. For example, labelling theory represents a middle-range theory in the sociology of deviance. Its exponents sought to understand deviance in terms of the causes and effects of the societal reaction to deviation. It was held to be applicable to a variety of different forms of deviance, including crime and mental illness. By contrast, Cloward and Ohlin’s (1960) differential association theory was formulated specifically in connection with juvenile delinquency, and in subsequent years this tended to be its focus. Middle-range theories, then, fall somewhere between grand theories and empirical findings. They represent attempts to understand and explain a limited aspect of social life.



Research in focus 2.2

Labour process theory: a middle-range theory

In the sociology of work, labour process theory can be regarded as a middle-range theory. The publication of *Labor and Monopoly Capital* (Braverman 1974) inaugurated a stream of thinking and research around the idea of the labour process and in particular on the degree to which there has been an inexorable trend towards increasing control over the manual worker and the deskilling of manual labour. A conference volume of much of this work was published as *Labour Process Theory* (Knights and Willmott 1990). P. Thompson (1989) describes the theory as having four elements: the principle that the labour process entails the extraction of surplus value; the need for capitalist enterprises constantly to transform production processes; the quest for control over labour; and the essential conflict between capital and labour. Labour process theory has been the focus of considerable empirical research (e.g. Knights et al. 1985).

Even the grand/middle-range distinction does not entirely clarify the issues involved in asking the deceptively simple question of ‘what is theory?’ This is because the term ‘theory’ is frequently used in a manner that means little more than the background literature in an area of social enquiry. To a certain extent, this point can be taken to apply to fact-finding exercises such as those referred to above. The analysis of the representation of social research in the media by Fenton et al. (1998) was undertaken against a background of similar analyses in the USA and of studies of the representation of natural science research in the media in several different countries. In many cases, the relevant background literature relating to a topic fuels the focus of an article or book and thereby acts as the equivalent of a theory, as with the research referred to in Research in focus 2.3. The literature in a certain domain acts as the spur to an enquiry. The literature acts as an impetus in a number of ways: the researcher may seek to resolve an inconsistency between different findings or between different interpretations of findings; the researcher may have spotted a neglected

aspect of a topic; certain ideas may not previously have been tested a great deal; the researcher may feel that existing approaches being used for research on a topic are deficient, and so provides an alternative approach; and so on.

Social scientists are sometimes prone to being somewhat dismissive of research that has no obvious connections with theory—in either the grand or the middle-range senses of the term. Such research is often dismissed as naive **empiricism** (see Key concept 2.1). It would be harsh, not to say inaccurate, to brand as naive empiricism the numerous studies in which the publications-as-theory strategy is employed, simply because their authors have not been preoccupied with theory. Such research is conditioned by and directed towards research questions that arise out of an interrogation of the literature. The data collection and analysis are subsequently geared to the illumination or resolution of the research issue or problem that has been identified at the outset. The literature acts as a proxy for theory. In many instances, theory is latent or implicit in the literature.



Research in focus 2.3

Background literature as theory: emotional labour and hairstylists

One component of R. S. Cohen's (2010) mixed methods study of hairstylists' relationships with their clients was a **postal questionnaire** survey of all salons and barbers' shops in a northern city in England. Of the 328 enterprises contacted, 40 per cent replied to the questionnaire. The goal of the research was to examine how far the giving of emotional favours was affected by the nature of the relationship with the client in terms of whether the worker was an owner or a paid employee. Her survey data show that owners are more likely to stay late for clients and to try to find a space for them between clients who have been booked in. Hochschild's (1983) book, in which she first coined the term 'emotional labour', and the many studies that have taken up this concept form the starting point of Cohen's research. The significance of this work is evident from Cohen's two opening sentences:

Since Hochschild (1983) first suggested that interactive service workers carry out emotional labour in the course of their work, this proposition has become widely accepted. However the relationship of emotional labour, and client–worker social interactions more generally, to the structural relations of employment has received surprisingly little attention . . . (R. S. Cohen 2010: 197)

Thus, the literature on emotional labour forms the background to the study and the main impetus for the interpretation of the findings, some of which are gleaned from qualitative data deriving from semi-structured interviews with some owners and employees. For the latter, interactions with clients are much more likely to take the form of what Hochschild (1983) called 'surface acting', a superficial form of emotional labour and emotional engagement with the client.



Key concept 2.1

What is empiricism?

The term 'empiricism' is used in a number of different ways, but two stand out. First, it is used to denote a general approach to the study of reality that suggests that only knowledge gained through experience and the senses is acceptable. In other words, this position means that ideas must be subjected to the rigours of testing before they can be considered knowledge. The second meaning of the term is related to this and refers to a belief that the accumulation of 'facts' is a legitimate goal in its own right. It is this second meaning that is sometimes referred to as 'naive empiricism'.

Indeed, research that appears to have the characteristics of the fact-finding exercise should not be prematurely dismissed as naive empiricism either. McKeganey and Barnard's (1996) research on prostitutes and their clients is a case in point. On the face of it, even if one strips away the concern with HIV infection, the research could be construed as naive empiricism and perhaps of a rather prurient kind. However, this again would be a harsh and probably inaccurate judgement. For example, the authors relate their research findings to the literature

reporting other investigations of prostitutes in a number of different countries. They also illuminate their findings by drawing on ideas that are very much part of the sociologist's conceptual tool kit. One example is Goffman's (1963) notion of 'stigma' and the way in which the stigmatized individual seeks to manage a spoiled identity; another is Hochschild's (1983) concept of 'emotional labour', a term she coined to denote the way in which airline flight attendants need to express positive emotions as part of the requirements for their jobs. In doing so,

they contrive a demeanour of friendliness when dealing with passengers, some of whom may be extremely difficult (see also Research in focus 2.3).

It is not possible to tell from McKeganey and Barnard's (1996) report whether the concepts of stigma and emotional labour influenced their data collection. However, raising this question invites consideration of another question: in so far as any piece of research is linked to theory, what was the role of that theory? Up to this point, I have tended to write as though theory is something that guides and influences the collection and analysis of data. In other words, research is done in order to answer questions posed by theoretical considerations. But an alternative position is to view theory as something that occurs after the collection and analysis of some or all of the data associated with a project. We begin to see here the significance of a second factor in considering the relationship between theory and research—whether we are referring to deductive or inductive theory.

Deductive and inductive theory

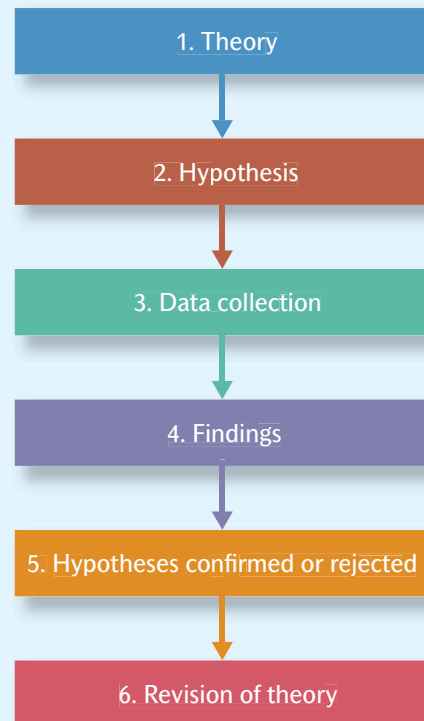
Deductive theory represents the commonest view of the nature of the relationship between theory and social research. The researcher, on the basis of what is known about in a particular domain and of theoretical considerations in relation to that domain, deduces a hypothesis (or hypotheses) that must then be subjected to empirical scrutiny. Embedded within the hypothesis will be concepts that will need to be translated into researchable entities. The social scientist must both skillfully deduce a hypothesis and then translate it into operational terms. This means that the social scientist needs to specify how data can be collected in relation to the concepts that make up the hypothesis.

This view of the role of theory in relation to research is very much the kind of role that Merton had in mind in connection with middle-range theory, which, he argued, 'is principally used in sociology to guide empirical inquiry' (Merton 1967: 39). Theory and the hypothesis deduced from it come first and drive the process of gathering data (see Research in focus 2.4 for an example of a deductive approach to the relationship between theory and data). The sequence can be depicted as one in which the steps outlined in Figure 2.1 take place.

The last step involves a movement that is in the opposite direction from **deduction**—it involves **induction**, as the researcher infers the implications of his or her findings for the theory that prompted the whole exercise. The findings are fed back into the stock of theory and the

Figure 2.1

The process of deduction



research findings associated with a certain domain of enquiry. This can be seen in the case of the final reflections of Butler and Robson's (2001—see Research in focus 2.1) study of gentrification in three areas of London when they write:

Each of the three groups has played on its strengths, where it has them. Gentrification, given this, cannot in any sense be considered to be a unitary phenomenon, but needs to be examined in each case according to its own logic and outcomes. The concept of social capital, when used as an integrated part of an extended conceptual framework for the apprehension of all forms of middle-class capital relations, can thus play an important part in discriminating between differing types of social phenomena. (Butler and Robson 2001: 2160)

In these final reflections they show how their findings and the interpretations of those findings can be fed back into both the stock of knowledge concerning gentrification in cities and, in the third of the three sentences, the concept of social capital and its uses.

However, while this element of inductiveness undoubtedly exists in the approach outlined, it is typically deemed to be predominantly deductive in orientation. Moreover, it is important to bear in mind that, when this deductive approach, which is usually associated with quantitative research, is put into operation, it often does not follow the sequence outlined in its pure form. As previously noted, ‘theory’ may be little more than the literature on a certain topic in the form of the accumulated knowledge gleaned from books and articles. Also, even when theory or theories can be discerned, explicit hypotheses are not always deduced from them in the way that Kelley and De Graaf (1997) did in Research in focus 2.4. A further point to bear in mind is that the deductive

process appears very linear—one step follows the other in a clear, logical sequence. However, there are many instances where this is not the case: a researcher’s view of the theory or literature may have changed as a result of the analysis of the collected data; new theoretical ideas or findings may be published by others before the researcher has generated his or her findings; or, the relevance of a set of data for a theory may become apparent *after* the data have been collected.

This may all seem rather surprising and confusing. There is a certain logic to the idea of developing theories and then testing them. In everyday contexts, we commonly think of theories as things that are quite illuminating but that need to be tested before they can be considered valid or useful. In point of fact, however, while the process of deduction outlined in Figure 2.1 does undoubtedly occur, it is better considered as a general orientation to the link between theory and research. As a general orientation, its broad contours may



Research in focus 2.4

A deductive study

Kelley and De Graaf (1997) show that a number of studies have examined the factors that have an impact upon individuals’ religious beliefs, such as parents, schools, and friends, but they also argue that there are good grounds for thinking that the nation into which one is born will be an important cross-cultural factor. These reflections constitute what they refer to as the ‘theory’ that guided their research and from which the following hypothesis was derived: ‘People born into religious nations will, in proportion to the orthodoxy of their fellow-citizens, acquire more orthodox beliefs than otherwise similar people born into secular nations’ (Kelley and De Graaf 1997: 641). There are two central concepts in this hypothesis that would need to be measured: national religiosity (whether it is religious or secular) and individual religious orthodoxy. The authors hypothesized further that the religious orientation of the individual’s family (whether devout or secular) would affect the nature of the relationship between national religiosity and religious orthodoxy.

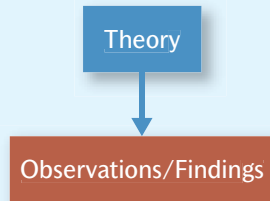
To test the hypotheses, a secondary analysis of data deriving from survey research based on large samples from fifteen nations was conducted. UK readers will be interested to know that the British and Northern Irish (and Irish Republic) data were derived from the British Social Attitudes survey for 1991 (Jowell et al. 1992). Religious orthodoxy was measured by four survey questions concerned with religious belief. The questions asked about (1) whether the person believed in God, (2) his or her past beliefs about God, (3) how close the individual felt to God, and (4) whether he or she felt that God cares about everyone. To measure national religiosity, the fifteen nations were classified into one of five categories ascending from secular to religious. The classification was undertaken according to ‘an unweighted average of parental church attendance . . . and religious belief in the nation as a whole’ (Kelley and De Graaf 1997: 647). Family religious orientation was measured on a scale of five levels of parental church attendance. The hypotheses were broadly confirmed and the authors conclude that the ‘religious environment of a nation has a major impact on the beliefs of its citizens’ (Kelley and De Graaf 1997: 654). Some of the implications of the findings for theories about international differences in religiosity are then outlined.

This study demonstrates the process whereby hypotheses are deduced from existing theory and these then guide the process of data collection so that they can be tested.

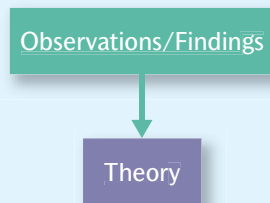
Figure 2.2

Deductive and inductive approaches to the relationship between theory and research

Deductive approach



Inductive approach



frequently be discernible in social research, but it is also the case that we often find departures from it. However, in some research *no* attempt is made to follow the sequence outlined in Figure 2.1. Some researchers prefer an approach to the relationship between theory and research that is primarily *inductive*. With an inductive stance, theory is the *outcome* of research. In other words, the process of induction involves drawing generalizable inferences out of observations. Figure 2.2 attempts to capture the essence of the difference between inductivism and deductivism.

However, just as deduction entails an element of induction, the inductive process is likely to entail a modicum of deduction. Once the phase of theoretical reflection on a set of data has been carried out, the researcher may want to collect further data in order to establish the conditions in which a theory will and will not hold. Such a general strategy is often called *iterative*: it involves a weaving back and forth between data and theory. It is particularly evident in **grounded theory**, which will be examined in Chapter 24, but in the meantime the basic point is to note that induction represents an alternative strategy for linking theory and research, although it contains a deductive element too.



Research in focus 2.5

An inductive study

Charmaz (1991, 1997) has been concerned to examine a number of aspects of the experiences of people with chronic illness. One phase of her research entailed the examination specifically of men with such a condition. In one of her reports (Charmaz 1997), she discusses the results of her research into twenty men suffering from chronic illness. The bulk of her data derives from semi-structured interviews. In order to bring out the distinctiveness of men's responses, she compared the findings relating to men with a parallel study of women with chronic illness. She argues that a key component of men's responses is that of a strategy of *preserving self*. Although the experience of chronic illness invariably necessitates a change of lifestyle that itself occasions a change in personal identity, the men sought to preserve their sense of self by drawing on 'essential qualities, attributes, and identities of [the] past self' (Charmaz 1997: 49). By contrast, women were less reliant in their strategies of preserving self on the recapturing of past identities. She relates her theoretical reflections of her data to her male respondents' notions of masculine identity. Her emphasis on the idea of preserving self allows her to assess the factors that lie behind whether a man with chronic illness will 'reconstruct a positive identity or sink into depression' (Charmaz 1997: 57). If they were unable to have access to actions that would allow their sense of past self to be extended into the future (for example, through work), the probability of their sinking into depression was enhanced.


In this study, the inductive nature of the relationship between theory and research can be seen in the way that Charmaz's theoretical ideas (such as the notion of 'preserving self') derive from her data rather than being formed before she had collected her data.

However, as with ‘theory’ in connection with the deductive approach to the relationship between theory and research, we have to be cautious about the use of the term in the context of the inductive strategy too. While some researchers undoubtedly develop theories, equally it is necessary to be aware that very often what one ends up with can be little more than empirical generalizations of the kind Merton (1967) wrote about. Research in focus 2.5 is an example of research that can be classified as inductive in the sense that it develops a theory out of interview data deriving from men suffering from chronic illness concerning what determines successful coping mechanisms for males afflicted with such a condition. In fact, the analytic strategy adopted by the author (Charmaz 1997) was grounded theory, and it is certainly the case that many of the most prominent examples of inductive research derive from this tradition (see the other chapters in Strauss and Corbin 1997*b*, from which Charmaz’s example was taken).

Charmaz’s (1997) research is an interesting illustration of an inductive approach. Two points are particularly worth noting about it. First, as previously noted, it uses a grounded theory approach to the analysis of data and to the generation of theory. This approach, which was first outlined by Glaser and Strauss (1967), is often regarded as especially strong in terms of generating theories out of data. This contrasts with the nature of

many supposedly inductive studies, which generate interesting and illuminating findings but whose theoretical significance is not entirely clear. They provide insightful empirical generalizations, but little theory. Secondly, in much the same way that the deductive strategy is associated with a quantitative research approach, an inductive strategy of linking data and theory is typically associated with a qualitative research approach. It is not a coincidence that Charmaz’s (1997) research referred to in Research in focus 2.5 is based on in-depth, semi-structured interviews that produced qualitative data in the form of respondents’ detailed answers to her questions. However, as will be shown below, this characterization of the inductive strategy as associated with qualitative research is not entirely straightforward: not only does much qualitative research *not* generate theory, but also theory is often used at the very least as a background to qualitative investigations.

It is useful to think of the relationship between theory and research in terms of deductive and inductive strategies. However, as the previous discussion has implied, the issues are not as clear-cut as they are sometimes presented. To a large extent, deductive and inductive strategies are possibly better thought of as tendencies rather than as a hard-and-fast distinction. But these are not the only issues that impinge on the conduct of social research.



Epistemological considerations

An epistemological issue concerns the question of what is (or should be) regarded as acceptable knowledge in a discipline. A particularly central issue in this context is the question of whether the social world can and should be studied according to the same principles, procedures, and ethos as the natural sciences. The position that affirms the importance of imitating the natural sciences is invariably associated with an epistemological position known as positivism (see Key concept 2.2).

A natural science epistemology: positivism

The doctrine of **positivism** is extremely difficult to pin down and therefore to outline in a precise manner, because it is used in a number of different ways by authors. For some writers, it is a descriptive category—one that

describes a philosophical position that can be discerned in research—though there are still disagreements about what it comprises; for others, it is a pejorative term used to describe crude and often superficial data collection.

It is possible to see in the five principles in Key concept 2.2 a link with some of the points that have already been raised about the relationship between theory and research. For example, positivism entails elements of both a deductive approach (principle 2) and an inductive strategy (principle 3). Also, a fairly sharp distinction is drawn between theory and research. The role of research is to test theories and to provide material for the development of laws. But either of these connections between theory and research carries with it the implication that it is possible to collect observations in a manner that is not influenced by pre-existing theories. Moreover, theoretical terms that are not directly amenable to observation



Key concept 2.2

What is positivism?

Positivism is an epistemological position that advocates the application of the methods of the natural sciences to the study of social reality and beyond. But the term stretches beyond this principle, though the constituent elements vary between authors. However, positivism is also taken to entail the following principles:

1. Only phenomena and hence knowledge confirmed by the senses can genuinely be warranted as knowledge (the principle of *phenomenalism*).
2. The purpose of theory is to generate hypotheses that can be tested and that will thereby allow explanations of laws to be assessed (the principle of *deductivism*).
3. Knowledge is arrived at through the gathering of facts that provide the basis for laws (the principle of *inductivism*).
4. Science must (and presumably can) be conducted in a way that is value free (that is, *objective*).
5. There is a clear distinction between scientific statements and normative statements and a belief that the former are the true domain of the scientist. This last principle is implied by the first because the truth or otherwise of normative statements cannot be confirmed by the senses.

are not considered genuinely scientific; they must be susceptible to the rigours of observation. All this carries with it the implication of greater epistemological status being given to observation than to theory.

It should be noted that it is a mistake to treat positivism as synonymous with science and the scientific. In fact, philosophers of science and of the social sciences differ quite sharply over how best to characterize scientific practice, and since the early 1960s there has been a drift away from viewing it in positivist terms. Thus, when writers complain about the limitations of positivism, it is not entirely clear whether they mean the philosophical term or a scientific approach more generally. **Realism** (in particular, **critical realism**), for example, is another philosophical position that purports to provide an account of the nature of scientific practice (see Key concept 2.3).

The crux of the epistemological considerations that form the central thrust of this section is the rejection by some writers and traditions of the application of the canons of the natural sciences to the study of social reality. A difficulty here is that it is not easy to disentangle the natural science model from positivism as the butt of their criticisms. In other words, it is not always clear whether they are inveighing against the application of a general natural scientific approach or of positivism in particular. There is a long-standing debate about the appropriateness of the natural science model for the study of society, but, since the account that is offered of that model tends to have largely positivist overtones, it would seem that it is positivism that is the focus of attention rather than

other accounts of scientific practice (such as critical realism—see Key concept 2.3).

Interpretivism

Interpretivism is a term given to a contrasting epistemology to positivism (see Key concept 2.4). The term subsumes the views of writers who have been critical of the application of the scientific model to the study of the social world and who have been influenced by different intellectual traditions, which are outlined below. They share a view that the subject matter of the social sciences—people and their institutions—is fundamentally different from that of the natural sciences. The study of the social world therefore requires a different logic of research procedure, one that reflects the distinctiveness of humans as against the natural order. Von Wright (1971) has depicted the epistemological clash as being between positivism and **hermeneutics** (a term that is drawn from theology and that, when imported into the social sciences, is concerned with the theory and method of the interpretation of human action). This clash reflects a division between an emphasis on the *explanation* of human behaviour that is the chief ingredient of the positivist approach to the social sciences and the *understanding* of human behaviour. The latter is concerned with the empathic understanding of human action rather than with the forces that are deemed to act on it. This contrast reflects long-standing debates that precede the emergence of the modern social sciences but find their expression in



Key concept 2.3

What is realism?

Realism shares two features with positivism: a belief that the natural and the social sciences can and should apply the same kinds of approach to the collection of data and to explanation, and a commitment to the view that there is an external reality to which scientists direct their attention (in other words, there is a reality that is separate from our descriptions of it). There are two major forms of realism:

- *Empirical realism* simply asserts that, through the use of appropriate methods, reality can be understood. This version of realism is sometimes referred to as *naive realism* to reflect the fact that it is often assumed by realists that there is a perfect (or at least very close) correspondence between reality and the term used to describe it. As such, it 'fails to recognise that there are enduring structures and generative mechanisms underlying and producing observable phenomena and events' and is therefore 'superficial' (Bhaskar 1989: 2). This is perhaps the most common meaning of the term. When writers employ the term 'realism' in a general way, it is invariably this meaning to which they are referring.
- *Critical realism* is a specific form of realism whose manifesto is to recognize the reality of the natural order and the events and discourses of the social world and holds that 'we will only be able to understand—and so change—the social world if we identify the structures at work that generate those events and discourses. . . . These structures are not spontaneously apparent in the observable pattern of events; they can only be identified through the practical and theoretical work of the social sciences' (Bhaskar 1989: 2).

Critical realism implies two things. First, it implies that, whereas positivists take the view that the scientist's conceptualization of reality actually directly reflects that reality, realists argue that the scientist's conceptualization is simply a way of knowing that reality. As Bhaskar (1975: 250) has put it: 'Science, then, is the systematic attempt to express in thought the structures and ways of acting of things that exist and act independently of thought.' Critical realists acknowledge and accept that the categories they employ to understand reality are likely to be provisional. Thus, unlike naive realists, critical realists recognize that there is a distinction between the objects that are the focus of their enquiries and the terms they use to describe, account for, and understand them. Secondly, by implication, critical realists unlike positivists are perfectly content to admit into their explanations theoretical terms that are not directly amenable to observation. As a result, hypothetical entities that account for regularities in the natural or social orders (the 'generative mechanisms' to which Bhaskar refers) are perfectly admissible for realists, but not for positivists. Generative mechanisms entail the entities and processes that are constitutive of the phenomenon of interest. For critical realists, it is acceptable that generative mechanisms are not directly observable, since they can be admitted into theoretical accounts on the grounds that their effects are observable. Also crucial to a critical realist understanding is the identification of the context that interacts with the generative mechanism to produce an observed regularity in the social world. An appreciation of context is crucial to critical realist explanations because it serves to shed light on the conditions that promote or impede the operation of the causal mechanism. What makes critical realism *critical* is that the identification of generative mechanisms offers the prospect of introducing changes that can transform the status quo. A further point to note about critical realism is that the form of reasoning involved in the identification of generative causal mechanisms is neither inductive nor deductive. It is referred to by Blaikie (2004) as **retroductive** reasoning, which entails making an inference about the causal mechanism that lies behind and is responsible for regularities that are observed in the social world. Research in focus 26.1 provides an example of research using a critical realist approach. This example can be read profitably at this stage even though it is in a much later chapter.

such notions as the advocacy by Max Weber (1864–1920) of an approach referred to in his native German as *Verstehen* (which means understanding). Weber (1947: 88) described sociology as a 'science which attempts the

interpretive understanding of social action in order to arrive at a causal explanation of its course and effects'. Weber's definition seems to embrace both explanation *and* understanding here, but the crucial point is that the



Key concept 2.4

What is interpretivism?

Interpretivism is a term that usually denotes an alternative to the positivist orthodoxy that has held sway for decades. It is predicated upon the view that a strategy is required that respects the differences between people and the objects of the natural sciences and therefore requires the social scientist to grasp the subjective meaning of social action. Its intellectual heritage includes: Weber's notion of *Verstehen*; the hermeneutic–phenomenological tradition; and symbolic interactionism.

task of 'causal explanation' is undertaken with reference to the 'interpretive understanding of social action' rather than to external forces that have no meaning for those involved in that social action.

One of the main intellectual traditions that has been responsible for the anti-positivist position has been **phenomenology**, a philosophy that is concerned with the question of how individuals make sense of the world around them and how in particular the philosopher should bracket out preconceptions in his or her grasp of that world. The initial application of phenomenological ideas to the social sciences is attributed to the work of Alfred Schutz (1899–1959), whose work did not come to the notice of most English-speaking social scientists until the translation from German of his major writings in the 1960s, some twenty or more years after they had been written. His work was profoundly influenced by Weber's concept of *Verstehen*, as well as by phenomenological philosophers, like Husserl. Schutz's position is well captured in the following passage, which has been quoted on numerous occasions:

The world of nature as explored by the natural scientist does not 'mean' anything to molecules, atoms and electrons. But the observational field of the social scientist—social reality—has a specific meaning and relevance structure for the beings living, acting, and thinking within it. By a series of common-sense constructs they have pre-selected and pre-interpreted this world which they experience as the reality of their daily lives. It is these thought objects of theirs which determine their behaviour by motivating it. The thought objects constructed by the social scientist, in order to grasp this social reality, have to be founded upon the thought objects constructed by the common-sense thinking of men [and women!], living their daily life within the social world. (Schutz 1962: 59)

Two points are particularly noteworthy in this quotation. First, it asserts that there is a fundamental difference between the subject matter of the natural sciences and the social sciences and that an epistemology is required that will reflect and capitalize upon that difference. The fundamental difference resides in the fact that social reality has a meaning for human beings and therefore human action is meaningful—that is, it has a meaning for them and they act on the basis of the meanings that they attribute to their acts and to the acts of others. This leads to the second point—namely, that it is the job of the social scientist to gain access to people's 'common-sense thinking' and hence to interpret their actions and their social world from their point of view. It is this particular feature that social scientists claiming allegiance to phenomenology have typically emphasized. In the words of the authors of a research methods text whose approach is described as phenomenological: 'The phenomenologist views human behavior . . . as a product of how people interpret the world. . . . In order to grasp the meanings of a person's behavior, *the phenomenologist attempts to see things from that person's point of view*' (Bogdan and Taylor 1975: 13–14; emphasis in original).

In this exposition of *Verstehen* and phenomenology, it has been necessary to skate over some complex issues. In particular, Weber's examination of *Verstehen* is far more complex than the above commentary suggests, because the empathetic understanding that seems to be implied above was not the way in which he applied it (Bauman 1978), while the question of what is and is not a genuinely phenomenological approach to the social sciences is a matter of some dispute (Heap and Roth 1973). However, the similarity in the writings of the hermeneutic–phenomenological tradition and of the *Verstehen* approach, with their emphasis upon social action as being meaningful to actors and therefore needing to be interpreted from their point of view, coupled with the rejection of positivism, contributed to a stream of thought often referred to as interpretivism (e.g. J. A. Hughes 1990).

Verstehen and the hermeneutic–phenomenological tradition do not exhaust the intellectual influences on interpretivism. The theoretical tradition in sociology known as *symbolic interactionism* has also been regarded by many writers as a further influence. Again, the case is not clear-cut. The implications for empirical research of the ideas of the founders of symbolic interactionism, in particular George Herbert Mead (1863–1931), whose discussion of the way in which our notion of self emerges through an appreciation of how others see us, have been hotly debated. There was a school of research, known as the Iowa school, that drew heavily on Mead’s concepts and ideas, but proceeded in a direction that most people would prefer to depict as largely positivist in tone (Meltzer et al. 1975). Moreover, some writers have argued that Mead’s approach is far more consistent with a natural science approach than has typically been recognized (McPhail and Rexroat 1979). However, the general tendency has been to view symbolic interactionism as occupying similar intellectual space to the hermeneutic–phenomenological tradition and so as broadly interpretative in approach. This tendency is largely the product of the writings of Herbert Blumer, a student of Mead’s who acted as his mentor’s spokesman and interpreter, and his followers (Hammersley 1989; R. Collins 1994). Not only did Blumer coin the term symbolic interaction; he also provided a gloss on Mead’s writings that has decidedly interpretative overtones. Symbolic interactionists argue that interaction takes place in such a way that the individual is continually interpreting the symbolic meaning of his or her environment (which includes the actions of others) and acts on the basis of this imputed meaning. In research terms, according to Blumer (1962: 188), ‘the position of symbolic interaction requires the student to catch the process of interpretation through which [actors] construct their actions’, a statement that brings out clearly his views of the research implications of symbolic interactionism and of Mead’s thought.

It should be appreciated that the parallelism between symbolic interactionism and the hermeneutic–phenomenological tradition should not be exaggerated. The two are united in their antipathy for positivism and have in common an interpretative stance. However, symbolic interactionism is, at least in the hands of Blumer and the many writers and researchers who have followed in his wake, a type of social theory that has distinctive epistemological implications; the hermeneutic–phenomenological tradition, by contrast, is best thought of as a general epistemological approach in its own right. Blumer may have been influenced by the hermeneutic–

phenomenological tradition, but there is no concrete evidence of this. There are other intellectual currents that have affinities with the interpretative stance, such as the working-through of the ramifications of the works of the philosopher Ludwig Wittgenstein (Winch 1958), but the hermeneutic–phenomenological, *Verstehen*, and symbolic interactionist traditions can be considered major influences.

Taking an interpretative stance can mean that the researcher may come up with surprising findings, or at least findings that appear surprising if a largely external stance is taken—that is, a position from outside the particular social context being studied. Research in focus 2.6 provides an interesting example of this possibility.

Of course, as the example in Research in focus 2.6 suggests, when the social scientist adopts an interpretative stance, he or she is not simply laying bare how members of a social group interpret the world around them. The social scientist will almost certainly be aiming to place the interpretations that have been elicited into a social scientific frame. There is a double interpretation going on: the researcher is providing an interpretation of others’ interpretations. Indeed, there is a third level of interpretation going on, because the researcher’s interpretations have to be further interpreted in terms of the concepts, theories, and literature of a discipline. Thus, taking the example in Research in focus 2.6, Foster’s (1995) suggestion that Riverside is not perceived as a high crime area by residents is her interpretation of her subjects’ interpretations. She then had the additional job of placing her interesting findings into a social scientific frame, which she accomplished by relating them to existing concepts and discussions in criminology of such things as informal social control, neighbourhood watch schemes, and the role of housing as a possible cause of criminal activity.

The aim of this section has been to outline how epistemological considerations—especially those relating to the question of whether a natural science approach, and in particular a positivist one, can supply legitimate knowledge of the social world—are related to research practice. There is a link with the earlier section in that a deductive approach to the relationship between theory and research is typically associated with a positivist position. Key concept 2.2 does try to suggest that inductivism is also a feature of positivism (third principle), but, in the working-through of its implementation in the practice of social research, it is the deductive element (second principle) that tends to be emphasized. Similarly, the third level of interpretation that a researcher engaged in interpretative research must bring into operation is very much




Research in focus 2.6

Interpretivism in practice

Foster (1995) conducted ethnographic research using participant observation and semi-structured interviews in a housing estate in East London, referred to as Riverside. The estate had a high level of crime, as indicated by **official statistics** on crime. However, she found that residents did not perceive the estate to be a high crime area. This perception could be attributed to a number of factors, but a particularly important reason was the existence of 'informal social control'. People expected a certain level of crime, but felt fairly secure because informal social control allowed levels of crime to be contained. Informal social control comprised a number of different aspects. One aspect was that neighbours often looked out for each other. In the words of one of Foster's interviewees: 'If I hear a bang or shouting I go out. If there's aggravation I come in and ring the police. I don't stand for it.' Another aspect of informal social control was that people often felt secure because they knew each other. Another respondent said: 'I don't feel nervous . . . because people do generally know each other. We keep an eye on each other's properties . . . I feel quite safe because you know your neighbours and you know they're there . . . they look out for you' (Foster 1995: 575).

part of the kind of inductive strategy described in the previous section. However, while such interconnections between epistemological issues and research practice exist, it is important not to overstate them, since they represent tendencies rather than definitive points of

correspondence. Thus, particular epistemological principles and research practices do not necessarily go hand in hand in a neat unambiguous manner. This point will be made again on several occasions and will be a special focus of Chapter 26.



Ontological considerations

Questions of social **ontology** are concerned with the nature of social entities. The central point of orientation here is the question of whether social entities can and should be considered objective entities that have a reality external to social actors, or whether they can and should be considered social constructions built up from the perceptions and actions of social actors. These positions are frequently referred to respectively as **objectivism** and **constructionism**. Their differences can be illustrated by reference to two of the most common and central terms in social science—organization and culture.

Objectivism

Objectivism is an ontological position that implies that social phenomena confront us as external facts that are beyond our reach or influence (see Key concept 2.5).

We can discuss organization or *an* organization as a tangible object. It has rules and regulations. It adopts standardized procedures for getting things done. People are appointed to different jobs within a division of

labour. There is a hierarchy. It has a mission statement. And so on. The degree to which these features exist from organization to organization is variable, but in thinking in these terms we are tending to the view that an organization has a reality that is external to the individuals who inhabit it. Moreover, the organization represents a social order in that it exerts pressure on individuals to conform to the requirements of the organization. People learn and apply the rules and regulations. They follow the standardized procedures. They do the jobs to which they are appointed. People tell them what to do and they tell others what to do. They learn and apply the values in the mission statement. If they do not do these things, they may be reprimanded or even fired. The organization is therefore a constraining force that acts on and inhibits its members.

The same can be said of culture. Cultures and subcultures can be viewed as repositories of widely shared values and customs into which people are socialized so that they can function as good citizens or as full participants. Cultures and subcultures constrain us because we



Key concept 2.5

What is objectivism?

Objectivism is an ontological position that asserts that social phenomena and their meanings have an existence that is independent of social actors. It implies that social phenomena and the categories that we use in everyday discourse have an existence that is independent or separate from actors.

internalize their beliefs and values. In the case of both organization and culture, the social entity in question comes across as something external to the actor and as having an almost tangible reality of its own. It has the characteristics of an object and hence of having an objective reality. To a very large extent, these are the ‘classic’ ways of conceptualizing organization and culture.

Constructionism

However, we can consider an alternative ontological position—*constructionism* (Key concept 2.6). This position challenges the suggestion that categories such as organization and culture are pre-given and therefore confront social actors as external realities that they have no role in fashioning.

Let us take organization first. Strauss et al. (1973), drawing on insights from symbolic interactionism, car-

ried out research in a psychiatric hospital and proposed that it was best conceptualized as a ‘negotiated order’. Instead of taking the view that order in organizations is a pre-existing characteristic, they argue that it is worked at. Rules were far less extensive and less rigorously imposed than might be supposed from the classic account of organization. Indeed, Strauss et al. (1973: 308) prefer to refer to them as ‘much less like commands, and much more like general understandings’. Precisely because relatively little of the spheres of action of doctors, nurses, and other personnel was prescribed, the social order of the hospital was an outcome of agreed-upon patterns of action that were themselves the products of negotiations between the different parties involved. The social order is in a constant state of change because the hospital is ‘a place where numerous agreements are continually being terminated or forgotten, but also as continually being established, renewed, reviewed, revoked, revised. . . . In



Key concept 2.6

What is constructionism?

Constructionism is an ontological position (often also referred to as **constructivism**) that asserts that social phenomena and their meanings are continually being accomplished by social actors. It implies that social phenomena and categories are not only produced through social interaction but that they are in a constant state of revision. In recent years, the term has also come to include the notion that researchers’ own accounts of the social world are constructions. In other words, the researcher always presents a specific version of social reality, rather than one that can be regarded as definitive. Knowledge is viewed as indeterminate, a position redolent of **postmodernism** (see Key concept 17.1, which further examines this viewpoint). This sense of constructionism is usually allied to the ontological version of the term. In other words, these are linked meanings. Both meanings are antithetical to *objectivism* (see Key concept 2.5), but the second meaning is also antithetical to *realism* (see Key concept 2.3). The first meaning might be thought of usefully as constructionism in relation to the social world; the second as constructionism in relation to the nature of knowledge of the social world (and indeed the natural world).

Increasingly, the notion of constructionism in relation to the nature of knowledge of the social world is being incorporated into notions of constructionism, but in this book I will be using the term in relation to the first meaning, whereby constructionism is presented as an ontological position in relating to social objects and categories—that is, one that views them as socially constructed.

any pragmatic sense, this is the hospital at the moment: this is its social order' (Strauss et al. 1973: 316–17). The authors argue that a preoccupation with the formal properties of organizations (rules, organizational charts, regulations, roles) tends to neglect the degree to which order in organizations has to be accomplished in everyday interaction, though this is not to say that the formal properties have *no* element of constraint on individual action.

Much the same kind of point can be made about the idea of culture. Instead of seeing culture as an external reality that acts on and constrains people, it can be taken to be an emergent reality in a continuous state of construction and reconstruction. Becker (1982: 521), for example, has suggested that 'people create culture continuously. . . . No set of cultural understandings . . . provides a perfectly applicable solution to any problem people have to solve in the course of their day, and they therefore must remake those solutions, adapt their understandings to the new situation in the light of what is different about it.' Like Strauss et al., Becker recognizes that the constructionist position cannot be pushed to the extreme: it is necessary to appreciate that culture has a reality that 'persists and antedates the participation of particular people' and shapes their perspectives, but it is not an inert objective reality that possesses only a sense of constraint: it acts as a point of reference but is always in the process of being formed.

Neither the work of Strauss et al. nor that of Becker pushes the constructionist argument to the extreme. Each admits to the pre-existence of their objects of interest (organization and culture respectively). However, in each case we see an intellectual predilection for stressing the active role of individuals in the social construction of social reality. Not all writers adopting a constructionist position are similarly prepared to acknowledge the existence or at least importance of an objective reality. Walsh (1972: 19), for example, has written that 'we cannot take for granted, as the natural scientist does, the availability of a preconstituted world of phenomena for investigation' and must instead 'examine the processes by which the social world is constructed'. Constructionism essentially invites the researcher to consider the ways in which social reality is an ongoing accomplishment of social actors rather than something external to them and that totally constrains them.

Constructionism also suggests that the categories that people employ in helping them to understand the natural and social world are in fact social products. The categories do not have built-in essences; instead, their meaning is constructed in and through interaction. Thus, a category

like 'masculinity' might be treated as a social construction. This notion implies that, rather than being treated as a distinct inert entity, masculinity is construed as something whose meaning is built up during interaction. That meaning is likely to be a highly ephemeral one, in that it will vary by both time and place. This kind of stance frequently displays a concern with the language that is employed to present categories in particular ways. It suggests that the social world and its categories are not external to us, but are built up and constituted in and through interaction. This tendency can be seen particularly in **discourse analysis**, which is examined in Chapter 22. As Potter (1996: 98) observes: 'The world . . . is *constituted* in one way or another as people talk it, write it and argue it.' This sense of constructionism is highly antithetical to realism (see Key concept 2.3). Constructionism frequently results in an interest in the representation of social phenomena. Research in focus 2.7 provides an illustration of this idea in relation to the representation of the breast cancer epidemic in the USA.

Constructionism is also frequently used as a term that reflects the indeterminacy of our knowledge of the social world (see Key concept 2.6 and the idea of constructionism in relation to the nature of knowledge of the social world). However, in this book, I will be using the term in connection with the notion that social phenomena and categories are social constructions.

Relationship to social research

Questions of social ontology cannot be divorced from issues concerning the conduct of social research. Ontological assumptions and commitments will feed into the ways in which research questions are formulated and research is carried out. If a research question is formulated in such a way as to suggest that organizations and cultures are objective social entities that act on individuals, the researcher is likely to emphasize the formal properties of organizations or the beliefs and values of members of the culture. Alternatively, if the researcher formulates a research question so that the tenuousness of organization and culture as objective categories is stressed, it is likely that an emphasis will be placed on the active involvement of people in reality construction. In either case, it might be supposed that different approaches to the design of research and the collection of data will be required. Later in the book, Research in focus 20.8 provides an illustration of a study with a strong commitment to a constructionist ontology and its implications for the research process.




Research in focus 2.7

Constructionism in action

Lantz and Booth (1998) have shown that breast cancer can be treated as a social construction. They note that US data show a rise in the incidence of the disease since the early 1980s, which has led to the depiction of the trend as an epidemic. The authors examined a variety of popular magazines using **qualitative content analysis** (see Key concept 13.1 for a brief description of this method). They note that many of the articles draw attention to the lifestyles of modern women, such as delaying first births, diet and alcohol consumption, and having careers. The authors argue that the articles

ascribe blame to individual behaviors by listing a wide array of individual risk factors (many of which are not behaviors of 'traditional' women), and then offering prudent prescriptions for prevention. Women are portrayed as victims of an insidious disease, but also as victims of their own behaviors, many of which are related to the control of their own fertility. . . . These articles suggest that nontraditional women experience pathological repercussions within their bodies and, in turn, may be responsible for our current epidemic of breast cancer. (Lantz and Booth 1998: 915–16)

This article suggests that, as a social category, the breast cancer epidemic is being represented in popular magazines in a particular way—one that blames the victims and the lifestyles of modern women in particular. This is in spite of the fact that fewer than 20 per cent of cases of breast cancer are in women under the age of 50. Lantz and Booth's study is fairly representative of a constructionist ontology in suggesting that the epidemic is not simply being construed as a social fact but is being ascribed a particular meaning (one that blames the victims of the disease). In this way, the representation of the disease in popular magazines forms an important element in its social construction.



Research strategy: quantitative and qualitative research

Many writers on methodological issues find it helpful to distinguish between **quantitative research** and **qualitative research**. The status of the distinction is ambiguous, because it is almost simultaneously regarded by some writers as a fundamental contrast and by others as no longer useful or even simply as 'false' (Layder 1993: 110). However, there is little evidence to suggest that the use of the distinction is abating and even considerable evidence of its continued, even growing, currency. The quantitative/qualitative distinction will be employed a great deal in this book, because it represents a useful means of classifying different methods of social research and because it is a helpful umbrella for a range of issues concerned with the practice of social research.

On the face of it, there would seem to be little to the quantitative/qualitative distinction other than the fact that quantitative researchers employ measurement and qualitative researchers do not. It is certainly the case

that there is a predisposition among researchers along these lines, but many writers have suggested that the differences are deeper than the superficial issue of the presence or absence of quantification. For many writers, quantitative and qualitative research differ with respect to their epistemological foundations and in other respects too. Indeed, if we take the areas that have been the focus of the previous three sections—the connection between theory and research, epistemological considerations, and ontological considerations—quantitative and qualitative research can be taken to form two distinctive clusters of research strategy. By a **research strategy**, I simply mean a general orientation to the conduct of social research. Table 2.1 outlines the differences between quantitative and qualitative research in terms of the three areas.

Thus, quantitative research can be construed as a research strategy that emphasizes quantification in the collection and analysis of data and that

Table 2.1

Fundamental differences between quantitative and qualitative research strategies

	Quantitative	Qualitative
Principal orientation to the role of theory in relation to research	Deductive; testing of theory	Inductive; generation of theory
Epistemological orientation	Natural science model, in particular positivism	Interpretivism
Ontological orientation	Objectivism	Constructionism

- entails a deductive approach to the relationship between theory and research, in which the accent is placed on the testing of theories;
- has incorporated the practices and norms of the natural scientific model and of positivism in particular; and
- embodies a view of social reality as an external, objective reality.

By contrast, qualitative research can be construed as a research strategy that usually emphasizes words rather than quantification in the collection and analysis of data and that

- predominantly emphasizes an inductive approach to the relationship between theory and research, in which the emphasis is placed on the generation of theories;
- has rejected the practices and norms of the natural scientific model and of positivism in particular in preference for an emphasis on the ways in which individuals interpret their social world; and
- embodies a view of social reality as a constantly shifting emergent property of individuals' creation.

There is, in fact, considerably more to the quantitative/qualitative distinction than this contrast. In Chapters 7 and 17 the nature of quantitative and then qualitative research respectively will be outlined in much greater detail, while in Chapters 26 and 27 the contrasting features will be further explored. In particular, a number of distinguishing features flow from the commitment of the quantitative research strategy to a positivist epistemology and from the rejection of that epistemology by practitioners of the qualitative research strategy. In other words, the three contrasts in Table 2.1 are basic, though fundamental, ones.

However, the interconnections between the different features of quantitative and qualitative research are

not as straightforward as Table 2.1 and the previous paragraph imply. While it is useful to contrast the two research strategies, it is necessary to be careful about hammering a wedge between them. It may seem perverse to introduce a basic set of distinctions and then suggest that they are problematic. A recurring theme of this book is that discussing the nature of social research is just as complex as conducting research in the real world. You may discover general tendencies, but they are precisely that—tendencies. In reality, the picture becomes more complicated the more you delve.

For example, it is common to describe qualitative research as concerned with the generation rather than the testing of theories. However, there are examples of studies in which qualitative research has been employed to test rather than to generate theories. For example, Adler and Adler (1985) were concerned to explore the issue of whether participation in athletics in higher education in the USA is associated with higher or lower levels of academic achievement, an issue on which the existing literature was inconsistent. This is an illustration of the use of the existing literature on a topic being employed as a kind of proxy for theory. The first author was a participant observer for four years of a basketball programme in a university, and both authors carried out 'intensive, taped interviews' with players. The authors' findings do lead them to conclude that athletic participation is likely to result in lower academic achievement. This occurs because the programme participants gradually drift from idealistic goals about their academic careers, and a variety of factors lead them to become increasingly detached from academic work. For example, one student is quoted as saying: 'If I was a student like most other students I could do well, but when you play the calibre of ball we do, you just can't be an above-average student. What I strive for now is just to be an average student. . . . You just can't find the time to do all the reading' (Adler and Adler 1985: 247). This study shows how, although

qualitative research is typically associated with generating theories, it can also be employed for testing them.

Moreover, it is striking that, although the Adler and Adler study is broadly interpretivist in epistemological orientation, with its emphasis on how college athletes view their social situation, the findings have objectivist, rather than constructionist, overtones. For example, when the authors describe the students' academic performance as 'determined less by demographic characteristics and high school experiences than by the structure of their college experiences' (Adler and Adler 1985: 249), they are positing a social world that is 'out there' and that has a formal, objective quality. It is an example of qualitative research in the sense that there is no quantification or very little of it, but it does not have *all* the other features outlined in Table 2.1. Similarly, the previously mentioned study by Westergaard et al. (1989) of the effects of redundancy was a quantitative study in the sense of being concerned to measure a wide variety of concepts, but exhibited little evidence of a concern to test theories of unemployment or of a stressful life event like redundancy. Instead, its conclusions revolve around seek-

ing to understand how those made redundant responded to the experience in terms of such things as their job-search methods, their inclination to find jobs, and their political attitudes. As such, it has interpretivist overtones in spite of being an exercise in quantitative research.

The point that is being made in this section is that quantitative and qualitative research represent different research strategies and that each carries with it striking differences in terms of the role of theory, epistemological issues, and ontological concerns. However, the distinction is not a hard-and-fast one: studies that have the broad characteristics of one research strategy may have a characteristic of the other. I will say more about the common features in quantitative and qualitative research in Chapter 26. Not only this, but many writers argue that the two can be combined within an overall research project, and Chapter 27 examines precisely this possibility. In Chapter 27, I will examine what is increasingly referred to as **mixed methods research**. This term is widely used nowadays to refer to research that combines methods associated with both quantitative and qualitative research.



Research in focus 2.8

Mixed methods research—an example

In 2001, Britain was profoundly affected by the Foot and Mouth Disease (FMD), which had a big impact on people's movements. Poortinga et al. (2004) were interested in how far the public trusted the information the government was supplying and how it perceived the risks associated with the disease. Such issues were of interest in part because the researchers felt that the ways in which the public responds to a crisis was an important topic, but also because the issues connect with the influence in recent years of the notion of the 'risk society' (Beck 1992), which has attracted a good deal of sociological attention. At the height of the disease during 2–5 April 2001, the researchers conducted a survey by administering a **self-completion questionnaire** (see Chapter 10) to samples in two contrasting areas: Bude in Cornwall and Norwich in Norfolk. These two areas were chosen because they were very differently affected by FMD. The questionnaire covered the following areas: level of agreement with statements about the outbreak of the disease (for example, 'My main concerns about FMD are to do with the possible impacts on human health'); perceptions of who was to blame; level of agreement with statements about the government's handling of FMD; degrees of trust in various sources of information about the disease; and personal information, such as any connection with the farming or tourist industries. In addition, a qualitative research method—**focus groups** (see Chapter 21)—was employed. In May and June 2001, these groups were convened and members of the groups were asked about the same kinds of issues covered in the questionnaire. Focus group participants were chosen from among those who had indicated in their questionnaire replies that they were willing to be involved in a focus group discussion. Three focus group discussions took place. While the questionnaire data were able to demonstrate the variation in such things as trust in various information sources, the focus groups revealed 'valuable additional information, especially on the reasons, rationalizations and arguments behind people's understanding of the FMD issue' (Poortinga et al. 2004: 86). As a result, the researchers were able to arrive at a more complete account of the FMD crisis than could have been obtained by either a quantitative or a qualitative research approach alone. This and other possible advantages of mixed methods research will be explored further in Chapter 27.



Research in focus 2.9

Mixed methods research—an example

This second example of mixed methods research is probably one of the biggest studies in the UK using the approach—the Cultural Capital and Social Exclusion (CCSE) project. Like the research referred to in Research in Focus 2.1, the CCSE project was profoundly influenced by Bourdieu and in particular by his influential research on cultural capital and its role in the reproduction of social divisions (Bourdieu 1984). While the CCSE project was inspired by Bourdieu's research, at the same time the researchers had some reservations about the methodological approach taken, the theoretical approach, and its relevance beyond the period in which the research was conducted and its milieu (France). The research was designed around three research questions:

- 'What is the nature of cultural capital in Britain? What kinds of social exclusion are generated by the differential distribution of cultural capital across class positions?'
- 'What are the relationships between economic capital, social capital and cultural capital, in particular how is cultural capital related to other forms of capital?'
- 'What role does cultural capital play in relation to existing patterns of social exclusion? How can a closer knowledge of this assist in developing cultural policies designed to offset the effects of social exclusion?'

(www.open.ac.uk/socialsciences/cultural-capital-and-social-exclusion/research-questions.php, emphasis removed (accessed 13 August 2010))

Each of these three research questions was broken down into several subquestions. In order to address these research questions, the authors employed three main research methods:


1. Twenty-five focus groups, with each group being made up of a distinctive group of members, for example, Pakistani middle class, supervisors, self-employed.
2. A structured interview survey of a large representative sample of 1,781 respondents within the UK.
3. Semi-structured interviews with 44 individuals from 30 households. The interviewees were sampled from the survey on the basis of socio-demographic and cultural capital characteristics. The interviewers also took notes about the households. In addition, 11 interviews were conducted with 'elite' individuals, because it was felt that these were not sufficiently present in the sample.

Thus, the CCSE project comprised two qualitative research methods (focus groups and semi-structured interviewing) and one quantitative method (a structured interview survey). The mixed methods aspect of this research fulfilled several roles for the researchers. For example, although the focus groups yielded findings that could be linked to the survey ones, they were also used to inform the design of the survey questions. There will be further reference to the utility of the mixed methods approach in Chapter 27, while the components of the CCSE project will be referred to in the interim chapters.

Sources: Silva and Wright (2008); Bennett et al. (2009); Silva et al. (2009); www.open.ac.uk/socialsciences/cultural-capital-and-social-exclusion/project-summary.php (accessed 13 August 2010).

In Research in focus 2.8 and 2.9, I present examples of mixed methods studies. I am presenting them here partly to provide some early insights into the possibility of doing mixed methods research, but also to show how a wedge need not and should not be driven between

quantitative and qualitative research. By contrasting the two approaches, it is easy to see them as incompatible. As the examples in Research in focus 2.8 and 2.9 show, they can be fruitfully combined within a single project. This point will be amplified throughout Chapter 27.



Influences on the conduct of social research

We are beginning to get a picture now that social research is influenced by a variety of factors. Figure 2.3 summarizes the influences that have been examined so far, but has added two more—the impact of *values* and of *practical considerations*.

Values

Values reflect either the personal beliefs or the feelings of a researcher. On the face of it, we would expect that social scientists should be value free and objective in their research. After all, one might want to argue that research that simply reflected the personal biases of its practitioners could not be considered valid and scientific because it was bound up with the subjectivities of its practitioners. Such a view is held with less and less frequency among social scientists nowadays. Émile Durkheim (1858–1917) wrote that one of the corollaries of his injunction to treat social facts as things was that all ‘preconceptions must be eradicated’ (Durkheim 1938: 31). Since values are a form of preconception, his exhortation was at least implicitly to do with suppressing them when conducting research. His position is unlikely to be regarded as credible nowadays, because there is a growing recognition that it is not feasible to keep the values that a researcher holds totally in check. These can intrude at any or all of a number of points in the process of social research:

- choice of research area;
- formulation of research question;
- choice of method;

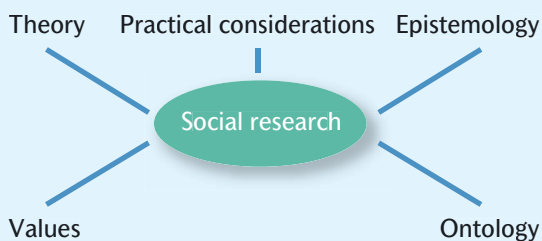
- formulation of research design and data-collection techniques;
- implementation of data collection;
- analysis of data;
- interpretation of data;
- conclusions.

There are, therefore, numerous points at which bias and the intrusion of values can occur. Values can materialize at any point during the course of research. The researcher may develop an affection or sympathy, which was not necessarily present at the outset of an investigation, for the people being studied. It is quite common, for example, for researchers working within a qualitative research strategy, and in particular when they use participant observation or very intensive interviewing, to develop a close affinity with the people whom they study to the extent that they find it difficult to disentangle their stance as social scientists from their subjects’ perspective. This possibility may be exacerbated by the tendency that Becker (1967) identified for sociologists in particular to be very sympathetic to underdog groups. Equally, social scientists may be repelled by the people they study. The social anthropologist Colin Turnbull (1973) reports the results of his research into an African tribe known as the Ik. Turnbull was appalled by what he witnessed: a loveless (and for him unlovable) tribe that left its young and very old to die. While Turnbull was able to point to the conditions that had led to this state of affairs, he was very honest in his disgust for what he witnessed, particularly during the period of his initial sojourn among the tribe. However, that very disgust is a product of Western values about the family, and it is likely, as he acknowledged, that these will have influenced his perception of what he witnessed.

Another position in relation to the whole question of values and bias is to recognize and acknowledge that research cannot be value free but to ensure that there is no untrammelled incursion of values in the research process and to be self-reflective and so exhibit **reflexivity** (see Key concept 17.5) about the part played by such factors. As Turnbull (1973: 13) put it at the beginning of his book on the Ik: ‘the reader is entitled to know something of the aims, expectations, hopes and attitudes that the writer brought to the field with him, for these will surely influence not only how he sees things but even

Figure 2.3

Influences on social research



what he sees.' Researchers are increasingly prepared to forewarn readers of their biases and assumptions and how these may have influenced the subsequent findings. There has been a growth since the mid-1970s of collections of inside reports of what doing a piece of research was really like, as against the generalities presented in social research methods textbooks (like this one!). These collections frequently function as 'confessions', an element of which is often the writer's preparedness to be open about his or her personal biases.

Still another approach is to argue for consciously value-laden research. This is a position taken by some feminist writers who have argued that only research on women that is intended *for* women will be consistent with the wider political needs of women. Mies (1993: 68) has argued that in feminist research the 'postulate of *value free research*, of neutrality and indifference towards the research objects, has to be replaced by *conscious partiality*, which is achieved through partial identification with the research objects' (emphases in original).



Student experience

The influence of feminism on research questions

Sarah Hanson is very clear about the influence of feminism on her research and on her research questions in particular.

My research project focused on the representation of women through the front covers of five women's magazines, combining the application of feminist theory with the decoding practices of content analysis.

Throughout the project I wanted to understand the nature of women's magazines, the influences they have on women's sense of self and identity and the role the magazines play. I asked: do women's magazines support or destroy women's identity and do they encourage self-respect or self-scrutiny? I wanted to combine theory with fact, focusing on the meanings behind the presentation of images and text.

Similarly, for her research on non-governmental organizations (NGOs) and sex workers in Thailand, Erin Sanders wrote that she 'employed a feminist methodology—and as such attempted to engage with my research participants, particularly the sex workers, as a "friend" rather than as a "researcher"'. She also writes:

I chose to use a feminist methodology because I wanted to eliminate the power imbalance in the research relationship. As there are a number of power issues with a 'White', 'Western' woman interviewing 'Non-White', 'Non-Western' sex workers, I had hoped a feminist methodology . . . would help redress some of the power issues.



To read more about Sarah and Erin's research experiences, go to the Online Resource Centre that accompanies this book at: www.oxfordtextbooks.co.uk/orc/brymansrm4e/

The significance of feminism in relation to values goes further than this, however. In particular, several feminist social researchers around the early 1980s proposed that the principles and practices associated with quantitative research were incompatible with feminist research on women. For writers like Oakley (1981), quantitative research was bound up with male values of control that can be seen in the general orientation of the research strategy—control of the research subject/respondent and control of the research context and situation. Moreover, the research process was seen as one-way traffic, in which researchers extract information from the people being studied and give little, or more usually nothing, in return. For many feminists, such a strategy bordered on exploitation and was incompatible with feminism's values of sisterhood and non-hierarchical relationships between women. The antipathy towards quantitative research resulted in a preference for qualita-

tive research among feminists. Not only was qualitative research seen as more consistent with the values of feminism; it was seen as more adaptable to those values. Thus, feminist qualitative research came to be associated with an approach in which the investigator eschewed a value-neutral approach and engaged with the people being studied as people and not simply as respondents to research instruments. The stance of feminism in relation to both quantitative and qualitative approaches demonstrates the ways in which values have implications for the process of social investigation. In more recent years, there has been a softening of the attitudes of feminists towards quantitative research. Several writers have acknowledged a viable and acceptable role for quantitative research, particularly when it is employed in conjunction with qualitative research (Jayaratne and Stewart 1991; Oakley 1998). This issue will be picked up in Chapters 17, 26, and 27.

There are, then, different positions that can be taken up in relation to values and value freedom. Far fewer writers overtly subscribe to the position that the principle of objectivity can be put into practice than in the past. Quantitative researchers sometimes seem to be writing in a way that suggests an aura of objectivity (Mies 1993), but we simply do not know how far they subscribe to such a position. There is a greater awareness today of the limits to objectivity, so that some of the highly confident, not to say naive, pronouncements on the subject, like Durkheim's, have fallen into disfavour. A further way in which values are relevant to the conduct of social research is through adherence to ethical principles or standards. This issue will be followed up in Chapter 6.

Practical considerations

Nor should we neglect the importance and significance of *practical issues* in decisions about how social research should be carried out. There are a number of different dimensions to this issue. For one thing, choices of research strategy, design, or method have to be dovetailed with the specific research question being investigated. If we are interested in teasing out the relative importance of a number of different causes of a social phenomenon, it is quite likely that a quantitative strategy will fit our needs, because, as will be shown in Chapter 7, the assessment of cause is one of its keynotes. Alternatively, if we are interested in the world views of members of a certain social group, a qualitative research strategy that is sensitive to how participants interpret their social world may be the direction to choose. If a researcher is interested in a topic on which no or virtually no research has been done in the past, the quantitative strategy may be difficult to employ, because there is little prior literature

from which to draw leads. A more exploratory stance may be preferable, and, in this connection, qualitative research may serve the researcher's needs better, since it is typically associated with the generation rather than the testing of theory (see Table 2.1) and with a relatively unstructured approach to the research process (see Chapter 17). Another dimension may have to do with the nature of the topic and of the people being investigated. For example, if the researcher needs to engage with individuals or groups involved in illicit activities, such as gang violence (Patrick 1973), drug dealing (P. A. Adler 1985), or the murky underworld of organs-trading (Scheper-Hughes 2004), it is unlikely that a social survey would gain the confidence of the subjects involved or achieve the necessary rapport. In fact, the idea of conducting survey research in such contexts or on such respondents looks rather ridiculous. It is not surprising, therefore, that researchers in these areas have tended to use a qualitative strategy where there is an opportunity to gain the confidence of the subjects of the investigation or even in some cases not reveal their identity as researchers, albeit with ethical dilemmas of the kind discussed in Chapter 6. By contrast, it does not seem likely that the hypothesis in the research described in Research in focus 2.4 could have been tested with a qualitative method like participant observation.

While practical considerations may seem rather mundane and uninteresting compared with the lofty realm inhabited by the philosophical debates surrounding such discussions about epistemology and ontology, they are important ones. All social research is a coming-together of the ideal and the feasible. Because of this, there will be many circumstances in which the nature of the topic or of the subjects of an investigation and the constraints on a researcher loom large in decisions about how best to proceed.



Student experience

A practical consideration in the choice of research method

One of the factors that influenced Rebecca Barnes's choice of the semi-structured interview for her study of violence in women's same-sex intimate relationships was that she felt that the topic is a highly sensitive area and that she therefore needed to be able to observe her interviewees' emotional responses.

I felt that, given the sensitivity of the research topic, semi-structured, in-depth interviews would be most appropriate. This gave me the opportunity to elicit women's accounts of abuse in a setting where I was able to observe their emotional responses to the interview and endeavour to minimize any distress or other negative feelings that might result from participating in the research.



To read more about Rebecca's research experiences, go to the Online Resource Centre that accompanies this book at: www.oxfordtextbooks.co.uk/orc/brymansrm4e/



Key points

- Quantitative and qualitative research constitute different approaches to social investigation and carry with them important epistemological and ontological considerations.
- Theory can be depicted as something that precedes research (as in quantitative research) or as something that emerges out of it (as in qualitative research).
- Epistemological considerations loom large in considerations of research strategy. To a large extent, these revolve around the desirability of employing a natural science model (and in particular positivism) versus interpretivism.
- Ontological considerations, concerning objectivism versus constructionism, also constitute important dimensions of the quantitative/qualitative contrast.
- Values may impinge on the research process at different times.
- Practical considerations in decisions about research methods are also important factors.
- Feminist researchers have tended to prefer a qualitative approach, though there is some evidence of a change of viewpoint in this regard.



Questions for review

Theory and research

- If you had to conduct some social research now, what would the topic be and what factors would have influenced your choice? How important was addressing theory in your consideration?
- Outline, using examples of your own, the difference between grand and middle-range theory.
- What are the differences between inductive and deductive theory and why is the distinction important?

Epistemological considerations

- What is meant by each of the following terms: positivism; realism; and interpretivism? Why is it important to understand each of them?
- What are the implications of epistemological considerations for research practice?

Ontological considerations

- What are the main differences between epistemological and ontological considerations?
- What is meant by objectivism and constructionism?
- Which theoretical ideas have been particularly instrumental in the growth of interest in qualitative research?

Research strategy: quantitative and qualitative research

- Outline the main differences between quantitative and qualitative research in terms of: the relationship between theory and data; epistemological considerations; and ontological considerations.
- To what extent is quantitative research solely concerned with testing theories and qualitative research with generating theories?

Influences on the conduct of social research

- What are some of the main influences on social research?



Online Resource Centre

www.oxfordtextbooks.co.uk/orc/brymansrm4e/


Visit the Online Resource Centre that accompanies this book to enrich your understanding of social research strategies. Consult web links, test yourself using multiple choice questions, and gain further guidance and inspiration from the Student Researcher's Toolkit.

3

Research designs

Chapter outline

Introduction	45
Criteria in social research	46
Reliability	46
Replication	47
Validity	47
Relationship with research strategy	48
Research designs	50
Experimental design	50
Cross-sectional design	59
Longitudinal design(s)	63
Case study design	66
Comparative design	72
Bringing research strategy and research design together	76
Key points	77
Questions for review	77





Chapter guide

In focusing on the different kinds of research design, we are paying attention to the different frameworks for the collection and analysis of data. A research design relates to the criteria that are employed when evaluating social research. It is, therefore, a framework for the generation of evidence that is suited both to a certain set of criteria and to the research question in which the investigator is interested. This chapter is structured as follows.


- Reliability, replication, and validity are presented as criteria for assessing the quality of social research. The latter entails an assessment in terms of several criteria covered in the chapter: measurement validity; internal validity; external validity; and ecological validity.
- The suggestion that such criteria are mainly relevant to quantitative research is examined, along with the proposition that an alternative set of criteria should be employed in relation to qualitative research. This alternative set of criteria, which is concerned with the issue of trustworthiness, is outlined briefly.
- Five prominent research designs are then outlined:
 - experimental and related designs (such as the quasi-experiment);
 - cross-sectional design, the most common form of which is survey research;
 - longitudinal design and its various forms, such as the panel study and the cohort study;
 - case study design;
 - comparative design.
- Each research design is considered in terms of the criteria for evaluating research findings.

Introduction

In the previous chapter, the idea of *research strategy* was introduced as a broad orientation to social research. The specific context for its introduction was the distinction between quantitative and qualitative research as different research strategies. However, the decision to adopt one or the other strategy will not get you far along the road of doing a piece of research. Two other key decisions will have to be made (along with a host of tactical decisions about the way in which the research will be carried out and the data analysed). These decisions concern choices about *research design* and *research method*. On the face of it, these two terms would seem to mean the same thing, but it is crucial to draw a distinction between them (see Key concepts 3.1 and 3.2).

Research methods can be and are associated with different kinds of research design. The latter represents a

structure that guides the execution of a research method and the analysis of the subsequent data. The two terms are often confused. For example, one of the research designs to be covered in this chapter—the case study—is very often referred to as a *method*. As we will see, a case study entails the detailed exploration of a specific case, which could be a community, organization, or person. But, once a case has been selected, a research method or research methods are needed to collect data. Simply selecting an organization and deciding to study it intensively are not going to provide data. Do you observe? Do you conduct interviews? Do you examine documents? Do you administer questionnaires? You may in fact use any or all of these research methods, but the crucial point is that choosing a case study approach will not in its own right provide you with data.



Key concept 3.1

What is a research design?

A **research design** provides a framework for the collection and analysis of data. A choice of research design reflects decisions about the priority being given to a range of dimensions of the research process. These include the importance attached to:

- expressing causal connections between **variables**;
- generalizing to larger groups of individuals than those actually forming part of the investigation;
- understanding behaviour and the meaning of that behaviour in its specific social context;
- having a temporal (that is, over time) appreciation of social phenomena and their interconnections.




Key concept 3.2

What is a research method?

A research method is simply a technique for collecting data. It can involve a specific instrument, such as a self-completion questionnaire or a structured **interview schedule**, or participant observation whereby the researcher listens to and watches others.

In this chapter, five different research designs will be examined: experimental design and its variants, including **quasi-experiments**; cross-sectional or survey design; longitudinal design; case study design; and

comparative design. However, before embarking on the nature of and differences between these designs, it is useful to consider some recurring issues in social research that cut across some or all of these designs.



Criteria in social research

Three of the most prominent criteria for the evaluation of social research are **reliability**, **replication**, and **validity**. Each of these terms will be treated in much greater detail in later chapters, but in the meantime a fairly basic treatment of them can be helpful.

Reliability

Reliability is concerned with the question of whether the results of a study are repeatable. The term is commonly used in relation to the question of whether the measures that are devised for concepts in the social sciences (such as poverty, racial prejudice, deskilling, religious orthodoxy)

are consistent. In Chapter 7 we will be looking at the idea of reliability in greater detail, in particular the different ways in which it can be conceptualized. Reliability is particularly at issue in connection with quantitative research. The quantitative researcher is likely to be concerned with the question of whether a measure is stable or not. After all, if we found that IQ tests, which were designed as measures of intelligence, were found to fluctuate, so that people's IQ scores were often wildly different when administered on two or more occasions, we would be concerned about it as a measure. We would consider it an unreliable measure—we could not have faith in its consistency.

Replication

The idea of reliability is very close to another criterion of research—replication and more especially replicability. It sometimes happens that researchers choose to replicate the findings of others. There may be a host of different reasons for doing so, such as a feeling that the original results do not match other evidence that is relevant to the domain in question. In order for replication to take place, a study must be capable of replication—it must be *replicable*. This is a very obvious point: if a researcher does not spell out his or her procedures in great detail, replication is impossible. Similarly, in order for us to assess the reliability of a measure of a concept, the procedures that constitute that measure must be replicable by someone else. Ironically, replication in social research is not common. In fact, it is probably truer to say that it is quite rare. When Burawoy (1979) found that by accident he was conducting case study research in a US factory that had been studied three decades earlier by another researcher (Donald Roy), he thought about treating his own investigation as a replication. However, the low status of replication in academic life persuaded him to resist this option. He writes: ‘I knew that to replicate Roy’s study would not earn me a dissertation let alone a job. . . . [In] academia the real reward comes not from replication but from originality!’ (Burawoy 2003: 650). Nonetheless, an investigation’s capacity to be replicated—replicability—is highly valued by many social researchers working within a quantitative research tradition. See Research in focus 7.7 for an example of a replication study.

Validity

A further and in many ways the most important criterion of research is *validity*. Validity is concerned with the integrity of the conclusions that are generated from a piece of research. As we shall do for reliability, we will be examining the idea of validity in greater detail in later chapters, but in the meantime it is important to be aware of the main types of validity that are typically distinguished:

- *Measurement validity.* **Measurement validity** applies primarily to quantitative research and to the search for measures of social scientific concepts. Measurement validity is also often referred to as *construct validity*. Essentially, it is to do with the question of whether a measure that is devised of a concept really does reflect the concept that it is supposed to be denoting. Does the IQ test really measure variations in intelligence? If we take the study reported in Research in focus 2.4,

there are three concepts that needed to be measured in order to test the hypotheses: national religiosity, religious orthodoxy, and family religious orientation. The question then is: do the measures really represent the concepts they are supposed to be tapping? If they do not, the study’s findings will be questionable. It should be appreciated that measurement validity is related to reliability: if a measure of a concept is unstable in that it fluctuates and hence is unreliable, it simply cannot be providing a valid measure of the concept in question. In other words, the assessment of measurement validity presupposes that a measure is reliable. If a measure is unreliable because it does not give a stable reading of the underlying concept, it cannot be valid, because a valid measure reflects the concept it is supposed to be measuring.

- *Internal validity.* **Internal validity** relates mainly to the issue of **causality**, which will be dealt with in greater detail in Chapter 7. Internal validity is concerned with the question of whether a conclusion that incorporates a causal relationship between two or more variables holds water. If we suggest that x causes y , can we be sure that it is x that is responsible for variation in y and not something else that is producing an apparent causal relationship? In the study examined in Research in focus 2.4, the authors were quoted as concluding that ‘the religious environment of a nation has a major impact on the beliefs of its citizens’ (Kelley and De Graaf 1997: 654). Internal validity raises the question: can we be sure that national religiosity really does cause variation in religious orientation and that this apparent causal relationship is genuine and not produced by something else? In discussing issues of causality, it is common to refer to the factor that has a causal impact as the **independent variable** and the effect as the **dependent variable** (see Key concept 3.3). In the case of Kelley and De Graaf’s research, the ‘religious environment of a nation’ was an independent variable and ‘religious belief’ was the dependent variable. Thus, internal validity raises the question: how confident can we be that the independent variable really is at least in part responsible for the variation that has been identified in the dependent variable?
- *External validity.* **External validity** is concerned with the question of whether the results of a study can be generalized beyond the specific research context. In the research by Poortinga et al. (2004) on foot and mouth disease that was referred to in Research in focus 2.8, data were collected from 229 respondents in Bude and 244 respondents in Norwich. Can their findings



Key concept 3.3

What is a variable?

A variable is simply an attribute on which cases vary. 'Cases' can obviously be people, but they can also include things such as households, cities, organizations, schools, and nations. If an attribute does not vary, it is a **constant**. If all manufacturing organizations had the same ratio of male to female managers, this attribute of such organizations would be a constant and not a variable. Constants are rarely of interest to social researchers. It is common to distinguish between different types of variable. The most basic distinction is between *independent variables* and *dependent variables*. The former are deemed to have a causal influence on the latter. In addition, it is important to distinguish between variables—whether independent or dependent—in terms of their measurement properties. This is an important issue in the context of quantitative data analysis. In Chapter 15, a distinction is drawn between the following types of variable: **interval/ratio variables**; **ordinal variables**; **nominal variables**; and **dichotomous variables**. See page 335 for an explanation of these main types and Table 15.1 for brief descriptions of them.

about the attitudes to the handling of the outbreak be generalized beyond these respondents? In other words, if the research was not externally valid, it would apply to the 473 respondents alone. If it was externally valid, we would expect it to apply more generally to the populations of these two towns at the time of the outbreak of the disease. It is in this context that the issue of how people are selected to participate in research becomes crucial. This is one of the main reasons why quantitative researchers are so keen to generate representative samples (see Chapter 8).

- *Ecological validity*. **Ecological validity** is concerned with the question of whether social scientific findings are applicable to people's everyday, natural social settings. As Cicourel (1982: 15) has put it: 'Do our instruments capture the daily life conditions, opinions, values, attitudes, and knowledge base of those we study as expressed in their natural habitat?' This criterion is concerned with the question of whether social research sometimes produces findings that may be technically valid but have little to do with what happens in people's everyday lives. If research findings are ecologically *invalid*, they are in a sense *artefacts* of the social scientist's arsenal of data collection and analytic tools. The more the social scientist intervenes in natural settings or creates unnatural ones, such as a laboratory or even a special room to carry out interviews, the more likely it is that findings will be ecologically invalid. The findings deriving from a study using questionnaires may have measurement validity and a reasonable level of internal validity, and they may be externally valid, in the sense that they can be generalized to other samples confronted by the same questionnaire, but the unnaturalness of the fact of

having to answer a questionnaire may mean that the findings have limited ecological validity.

Relationship with research strategy

One feature that is striking about most of the discussion so far is that it seems to be geared mainly to quantitative rather than to qualitative research. Both reliability and measurement validity are essentially concerned with the adequacy of measures, which are most obviously a concern in quantitative research. Internal validity is concerned with the soundness of findings that specify a causal connection, an issue that is most commonly of concern to quantitative researchers. External validity *may* be relevant to qualitative research, but the whole question of representativeness of research subjects with which the issue is concerned has a more obvious application to the realm of quantitative research, with its preoccupation with sampling procedures that maximize the opportunity for generating a representative sample. The issue of ecological validity relates to the naturalness of the research approach and seems to have considerable relevance to both qualitative and quantitative research.

Some writers have sought to apply the concepts of reliability and validity to the practice of qualitative research (e.g. LeCompte and Goetz 1982; Kirk and Miller 1986; Peräkylä 1997), but others argue that the grounding of these ideas in quantitative research renders them inapplicable to or inappropriate for qualitative research. Writers like Kirk and Miller (1986) have applied concepts of validity and reliability to qualitative research but have changed the sense in which the terms are used very slightly. Some qualitative researchers sometimes propose that the studies they produce should be judged or

evaluated according to different criteria from those used in relation to quantitative research. Lincoln and Guba (1985) propose that alternative terms and ways of assessing qualitative research are required. For example, they propose **trustworthiness** as a criterion of how good a qualitative study is. Each aspect of trustworthiness has a parallel with the quantitative research criteria.

- *Credibility*, which parallels internal validity—that is, how believable are the findings?
- *Transferability*, which parallels external validity—that is, do the findings apply to other contexts?
- *Dependability*, which parallels reliability—that is, are the findings likely to apply at other times?

- *Confirmability*, which parallels objectivity—that is, has the investigator allowed his or her values to intrude to a high degree?

These criteria will be returned to in Chapter 17.

Hammersley (1992a) occupies a kind of middle position here, in that, while he proposes validity as an important criterion (in the sense that an empirical account must be plausible and credible and should take into account the amount and kind of evidence used in relation to an account), he also proposes *relevance* as a criterion. Relevance is taken to be assessed from the vantage point of the importance of a topic within its substantive field or the contribution it makes to the literature on that field. The issues in these different views have to do with the



Key concept 3.4

What is naturalism?

Naturalism is an interesting example of a mercifully rare instance of a term that not only has different meanings, but also has meanings that can actually be contradictory! It is possible to identify three different meanings.

- *Naturalism means viewing all objects of study—whether natural or social ones—as belonging to the same realm and a consequent commitment to the principles of natural scientific method.* This meaning, which has clear affinities with positivism, implies that all entities belong to the same order of things, so that there is no essential difference between the objects of the natural sciences and those of the social sciences (M. Williams 2000). For many naturalists, this principle implies that there should be no difference between the natural and the social sciences in the ways in which they study phenomena. This version of naturalism essentially proposes that there is a unity between the objects of the natural and the social sciences and that, because of this, there is no reason for social scientists not to employ the approaches of the natural scientist.
- *Naturalism means being true to the nature of the phenomenon being investigated.* According to Matza, naturalism is ‘the philosophical view that strives to remain true to the nature of the phenomenon under study’ (1969: 5) and ‘claims fidelity to the natural world’ (1969: 8). This meaning of the term represents a fusion of elements of an interpretivist epistemology and a constructionist ontology, which were examined in Chapter 2. Naturalism is taken to recognize that people attribute meaning to behaviour and are authors of their social world rather than passive objects.
- *Naturalism is a style of research that seeks to minimize the intrusion of artificial methods of data collection.* This meaning implies that the social world should be as undisturbed as possible when it is being studied (Hammersley and Atkinson 1995: 6).


The second and third meanings overlap considerably, in that it could easily be imagined that, in order to conduct a naturalistic enquiry in the second sense, a research approach that adopted naturalistic principles in the third sense would be required. Both the second and third meanings are incompatible with, and indeed opposed to, the first meaning. Naturalism in the first sense is invariably viewed by writers drawing on an interpretivist epistemology as not ‘true’ to the social world, precisely because: it posits that there are no differences between humans and the objects of the natural sciences; it therefore ignores the capacity of humans to interpret the social world and to be active agents; and, in its preference for the application of natural science methods, it employs artificial methods of data collection. When writers are described as *anti-naturalists*, it is invariably the first of the three meanings that they are deemed to be railing against.

different objectives that many qualitative researchers argue are distinctive about their craft. The distinctive features of qualitative research will be examined in later chapters.

However, it should also be borne in mind that one of the criteria previously cited—ecological validity—may have been formulated largely in the context of quantitative research, but is in fact a feature in relation to which qualitative research fares rather well. Qualitative research often involves a *naturalistic* stance (see Key concept 3.4). This means that the researcher seeks to collect data in naturally occurring situations and environments, as opposed to fabricated, artificial ones. This characteristic probably applies particularly well to ethnographic research,

in which participant observation is a prominent element of data collection, but it is sometimes suggested that it applies also to the sort of interview approach typically used by qualitative researchers, which is less directive than the kind used in quantitative research (see e.g. Research in focus 2.4). We might expect that much qualitative research is stronger than quantitative investigations in terms of ecological validity.

By and large, these issues in social research have been presented because some of them will emerge in the context of the discussion of research designs in the next section, but in a number of ways they also represent background considerations for some of the issues to be examined. They will be returned to later in the book.



Research designs

In this discussion of research designs, five different types will be examined: experimental design; cross-sectional or survey design; longitudinal design; case study design; and comparative design. Variations on these designs will be examined in their relevant subsections.

Experimental design

True **experiments** are quite unusual in sociology, but are employed in related areas of enquiry, such as social psychology and organization studies, while researchers in social policy sometimes use them in order to assess the impact of new reforms or policies. Why, then, bother to introduce experimental designs at all in the context of a book about social research? The chief reason, quite aside from the fact that they are sometimes employed, is that a true experiment is often used as a yardstick against which non-experimental research is assessed. Experimental research is frequently held up as a touchstone because it engenders considerable confidence in the robustness and trustworthiness of causal findings. In other words, true experiments tend to be very strong in terms of internal validity.

Manipulation

If experiments are so strong in this respect, why then do social researchers not make far greater use of them? The reason is simple: in order to conduct a true experiment, it is necessary to *manipulate* the independent variable in order to determine whether it does in fact have an influence on the dependent variable. Experimental subjects

are likely to be allocated to one of two or more **experimental groups**, each of which represents different types or levels of the independent variable. It is then possible to establish how far differences between the groups are responsible for variations in the level of the dependent variable. Manipulation, then, entails intervening in a situation to determine the impact of the manipulation on subjects. However, the vast majority of independent variables with which social researchers are concerned cannot be manipulated. If we are interested in the effects of gender on work experiences, we cannot *manipulate* gender so that some people are made male and others female. If we are interested in the effects of variations in social class on social and political attitudes or on health, we cannot allocate people to different social class groupings. As with the huge majority of such variables, the levels of social engineering that would be required are beyond serious contemplation.

Before moving on to a more complete discussion of experimental design, it is important to introduce a basic distinction between the *laboratory experiment* and the *field experiment*. As its name implies, the laboratory experiment takes place in a laboratory or in a contrived setting, whereas field experiments occur in real-life settings, such as in classrooms and organizations, or as a result of the implementation of reforms or new policies. It is experiments of the latter type that are most likely to touch on areas of interest to social researchers. In order to illustrate the nature of manipulation and the idea of a field experiment, Research in focus 3.1 describes a well-known piece of experimental research.



Research in focus 3.1

A field experiment

As part of a programme of research into the impact of self-fulfilling prophecies (for example, where someone's beliefs or expectations about someone else influence how the latter behaves), Rosenthal and Jacobson (1968) conducted research into the question of whether teachers' expectations of their students' abilities in fact influence the school performance of the latter. The research was conducted in a lower-class locality in the USA with a high level of children from minority group backgrounds. In the spring of 1964, all the students completed a test that was portrayed as a means of identifying 'spurters'—that is, students who were likely to excel academically. At the beginning of the following academic year, all the teachers were notified of the names of the students who had been identified as spurters. In fact, 20 per cent of the schoolchildren had been identified as spurters. However, the students had actually been administered a conventional IQ test and the so-called spurters had been selected randomly. The test was readministered eight months after the original one. The authors were then able to compare the differences between the spurters and the other students in terms of changes in various measures of academic performance, such as IQ scores, reading ability, and intellectual curiosity. Since there was no evidence for there being any difference in ability between the spurters and the rest, any indications that the spurters did in fact differ from their peers could be attributed to the fact that the teachers had been led to expect the former would perform better. The findings show that such differences did in fact exist, but that the differences between the spurters and their peers tended to be concentrated in the first two or three years of schooling. In other words, the evidence for a teacher expectancy effect was patchy. Nonetheless, this is an influential experiment that is widely believed to provide firm evidence of a teacher expectancy effect. For a useful brief review of some of the subsequent studies and reflections on Rosenthal and Jacobson's study, see Hammersley (2011: 106–9).

Classical experimental design

The research in Research in focus 3.1 includes most of the essential features of what is known as the classical experimental design, which is also often referred to as the *randomized experiment* or **randomized controlled trial** (RCT). Two groups are established, and it is this that forms the experimental manipulation and therefore the independent variable—in this case, teacher expectations. The spurters form what is known as the *experimental group* or *treatment group* and the other students form a **control group**. The experimental group receives the *experimental treatment*—teacher expectancies—but the control group does not receive an experimental treatment. The dependent variable—student performance—is measured before and after the experimental manipulation, so that a before-and-after analysis can be conducted (see Figure 3.1). Moreover, the spurters and the non-spurters were assigned randomly to their respective groups. Because of this use of **random assignment** to the experimental and control groups, the researchers were able to feel confident that the only difference between the two groups was the fact that teachers expected the spurters to fare better at school than the others. They would have been confident that, if they did establish a

difference in performance between the two groups, it was due to the experimental manipulation alone.

In order to capture the essence of this design, the following simple notation will be employed:

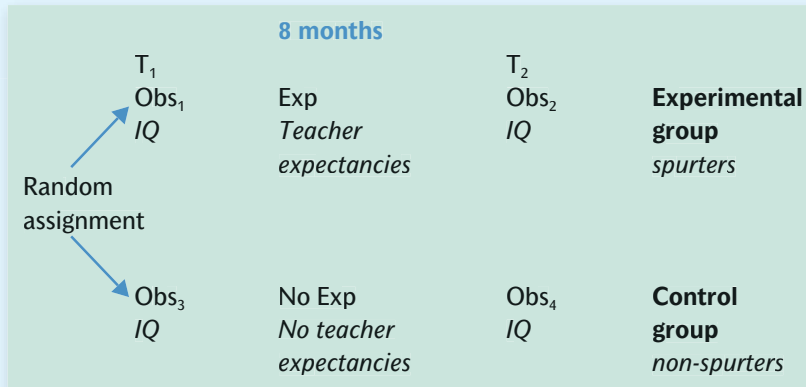
- Obs** An **observation** made in relation to the dependent variable; there may well be two or more observations, such as IQ test scores and reading grades before (the *pre-test*) and after (the *post-test*) the experimental manipulation.
- Exp** The **experimental treatment** (the independent variable), such as the creation of teacher expectancies. **No Exp** refers to the absence of an experimental treatment and represents the experience of the control group.
- T** The **timing** of the observations made in relation to the dependent variable, such as the timing of the administration of an IQ test.

Classical experimental design and validity

What is the purpose of the control group? Surely it is what happens to the spurters (the experimental group) that really concerns us? In order for a study to be a true experiment, it must control (in other words, eliminate)

Figure 3.1

Classical experimental design (with illustration of the effect of teacher expectancies on IQ)



the possible effects of rival explanations of a causal finding, such as that teacher expectancies have an impact on student performance. We might then be in a position to take the view that such a study is internally valid. The presence of a control group *and* the random assignment of subjects to the experimental and control groups enable us to eliminate such rival explanations. To see this, consider some of the rival explanations that might occur if there was *no* control group. There would then have been a number of potential threats to internal validity

(see Research in focus 3.2). These threats are taken from Campbell (1957) and Cook and Campbell (1979), but not all the threats to internal validity they refer to are included.

In the case of each of these threats to internal validity, each of which raises the prospect of a rival interpretation of a causal finding, the presence of a control group coupled with random assignment allows us to eliminate these threats. As a result, our confidence in the causal finding, that teacher expectancies influence student performance, is greatly enhanced.



Research in focus 3.2

Threats to internal validity (and their application to the Rosenthal and Jacobson 1968 study)

The following is a list of possible threats to the internal validity of an investigation and how each is mitigated in the Rosenthal and Jacobson (1968) study by virtue of its being a true experiment.

- *History*. This refers to events other than the manipulation of teacher expectancies that may occur in the environment and that could have caused the spurters' scores to rise. The actions of the school head to raise standards in the school may be one such type of event. If there were no control group, we could not be sure whether it was the teachers' expectancies or the head's actions that were producing the increase in spurters' grades. If there is a control group, we are able to say that history would have an effect on the control-group subjects too, and therefore differences between the experimental and control groups could be attributed to the effect of teacher expectancies alone.
- *Testing*. This threat refers to the possibility that subjects may become more experienced at taking a test or may become sensitized to the aims of the experiment as a result of the pre-test. The presence of a control group, which presumably would also experience the same effect, allows us to discount this possibility if there is a difference in levels of the dependent variable between the experimental and control groups.

- *Instrumentation*. This threat refers to the possibility that changes in the way a test is administered could account for an increase (or decrease) in scores between the pre-test and post-test—for example, if slight changes to the test had been introduced. Again, if there is a control group, we can assume that testing would have affected the control group as well.
- *Mortality*. This relates to the problem of attrition in many studies that span a long period of time, in that subjects may leave. School students may leave the area or move to a different school. Since this problem is likely to afflict the control group too, it is possible to establish its significance as a threat relative to the impact and importance of teacher expectancies.
- *Maturation*. Quite simply, people change, and the ways in which they change may have implications for the dependent variable. The students identified as spurters may have improved anyway, regardless of the effect of teacher expectancies. Maturation should affect the control group subjects as well. If we did not have a control group, it could be argued that any change in the students' school performance was attributable to the possibility that they would have improved anyway. The control group allows us to discount this possibility.
- *Selection*. If there are differences between the two groups, which would arise if they had been selected by a non-random process, variations between the experimental and control groups could be attributed to pre-existing differences in their membership. However, since a random process of assignment to the experimental and control groups was employed, this possibility can be discounted.
- *Ambiguity about the direction of causal influence*. The very notion of an independent variable and dependent variable presupposes a direction of causality. However, there may be occasions when the temporal sequence in a study is unclear, so that it is not possible to establish which variable affects the other. Since the creation of teacher expectancies preceded the improvements in academic achievement in the earlier years of school, in the Rosenthal and Jacobson study the direction of causal influence is clear.

However, simply because research is deemed to be internally valid does not mean that it is beyond reproach or that at least questions cannot be raised about it. When a quantitative research strategy has been employed, further criteria can be applied to evaluate a study. First, there is the question of measurement validity. In the case of the Rosenthal and Jacobson study, there are potentially two aspects to this. One is the question of whether academic performance has been adequately measured. Measures like reading scores seem to possess face validity, in the sense that they appear to exhibit a correspondence with what they are measuring. However, given the controversy surrounding IQ tests and what they measure (Kamin 1974), we might feel somewhat uneasy about how far gains in IQ test scores can be regarded as indicative of academic performance. Similarly, to take another of the authors' measures—intellectual curiosity—how confident can we be that this too is a valid measure of academic performance? Does it really measure what it is supposed to measure? The second question relating to measurement validity is whether the experimental manipulation really worked. In other words, did the random identification of some schoolchildren as spurters adequately create the conditions for the self-fulfilling

prophecy to be examined? The procedure very much relies on the teachers being taken in by the procedure, but it is possible that they were not all equally duped. If so, this would contaminate the manipulation.

Secondly, is the research externally valid? This issue is considered in Research in focus 3.3.

Thirdly, are the findings ecologically valid? The fact that the research is a field experiment rather than a laboratory experiment seems to enhance this aspect of the Rosenthal and Jacobson research. Also, the fact that the students and the teachers seem to have had little if any appreciation of the fact that they were in fact participating in an experiment may also have enhanced ecological validity, though this aspect of the research raises enormous *ethical* concerns, since deception seems to have been a significant and probably necessary feature of the investigation. The question of ethical issues is in many ways another dimension of the validity of a study and will be the focus of Chapter 6. The fact that Rosenthal and Jacobson made intensive use of various instruments to measure academic performance might be considered a source of concerns about ecological validity, though this is an area in which most if not all quantitative research is likely to be implicated.



Research in focus 3.3

Threats to external validity (and their application to the Rosenthal and Jacobson 1968 study)

Campbell (1957) and Cook and Campbell (1979) identify five major threats to the external validity and hence **generalizability** of an investigation.

- *Interaction of selection and treatment.* This threat raises the question: to what social and psychological groups can a finding be generalized? Can it be generalized to a wide variety of individuals who might be differentiated by ethnicity, social class, region, gender, and type of personality? In the case of the Rosenthal and Jacobson study, the students were largely from lower social class groups and a large proportion were from ethnic minorities. This might be considered a limitation to the generalizability of the findings.
- *Interaction of setting and treatment.* This threat relates to the issue of how confident we can be that the results of a study can be applied to other settings. In particular, how confident can we be that Rosenthal and Jacobson's findings are generalizable to other schools? There is also the wider issue of how confident we can be that the operation of self-fulfilling prophecies can be discerned in non-educational settings. In fact, Rosenthal and others have been able to demonstrate the role and significance of the self-fulfilling prophecy in a wide variety of different contexts (Rosnow and Rosenthal 1997), though this still does not answer the question of whether the specific findings that were produced can be generalized. One set of grounds for being uneasy about Rosenthal and Jacobson's findings is that they were allowed an inordinate amount of freedom for conducting their investigation. The high level of cooperation from the school authorities was very unusual and may be indicative of the school being somewhat atypical, though whether there is any such thing as a 'typical school' is highly questionable.
- *Interaction of history and treatment.* This threat raises the question of whether the findings can be generalized to the past and to the future. The Rosenthal and Jacobson research was conducted forty years ago. How confident can we be that the findings would apply today? Also, their investigation was conducted at a particular juncture in the school academic year. Would the same results have obtained if the research had been conducted at different points in the year?
- *Interaction effects of pre-testing.* As a result of being pre-tested, subjects in an experiment may become sensitized to the experimental treatment. Consequently, the findings may not be generalizable to groups that have *not* been pre-tested, and, of course, in the real world people are rarely pre-tested in this way. The findings may therefore be partly determined by the experimental treatment as such and partly by how pre-test sensitization has influenced the way in which subjects respond to the treatment. This may have occurred in the Rosenthal and Jacobson research, since all students were pre-tested at the end of the previous academic year.
- *Reactive effects of experimental arrangements.* People are frequently, if not invariably, aware of the fact that they are participating in an experiment. Their awareness may influence how they respond to the experimental treatment and therefore affect the generalizability of the findings. Since Rosenthal and Jacobson's subjects do not appear to have been aware of the fact that they were participating in an experiment, this problem is unlikely to have been significant. The issue of **reactivity** and its potentially damaging effects is a recurring theme in relation to many methods of social research.

A fourth issue that we might want to raise relates to the question of replicability. The authors lay out very clearly the procedures and measures that they employed. If anyone were to carry out a replication, he or she would be able to obtain further information from them should they need it. Consequently, the research is replicable,

although there has not been an exact replication. Clairborn (1969) conducted one of the earliest replications and followed a procedure that was very similar to Rosenthal and Jacobson's. The study was carried out in three middle-class, suburban schools, and the timing of the creation of teacher expectancies was different from that in the

original Rosenthal and Jacobson study. Clairborn failed to replicate Rosenthal and Jacobson's findings. This failure to replicate casts doubt on the external validity of the original research and suggests that the first three threats referred to in Research in focus 3.3 may have played an important part in the differences between the two sets of results.

The classical experimental design is the foundation of the randomized controlled trial, which has increasingly become the gold standard research design in health-related fields. With an RCT, the aim is to test 'alternative ways of handling a situation' (Oakley 2000: 18). This may entail comparing the impact of an intervention with what would have happened if there had been no intervention or comparing the impacts of different kinds of intervention (such as different forms of treatment of an illness). It is randomization of experimental participants that is crucial, as it means that the members of the different groups in the experiment are to all intents and purposes alike. The RCT is particularly popular in fields like medicine where research questions often take the form 'what is the impact of X?'

The laboratory experiment

Many experiments in fields like social psychology are laboratory experiments rather than field experiments. One of the main advantages of the former over the latter is that the researcher has far greater influence over the experimental arrangements. For example, it is easier to assign subjects randomly to different experimental conditions in the laboratory than to do the same in an

ongoing, real-life organization. The researcher therefore has a higher level of control, and this is likely to enhance the internal validity of the study. It is also likely that laboratory experiments will be more straightforward to replicate, because they are less bound up with a certain milieu that is difficult to reproduce.

However, laboratory experiments like the one described in Research in focus 3.4 suffer from a number of limitations. First, the external validity is likely to be difficult to establish. There is the interaction of setting and treatment, since the setting of the laboratory is likely to be unrelated to real-world experiences and contexts. Also, there is likely to be an interaction of selection and treatment. In the case of Howell and Frost's (1989) study described in Research in focus 3.4, there are a number of difficulties: the subjects were students, who are unlikely to be representative of the general population, so that their responses to the experimental treatment may be distinctive; they were volunteers, and it is known that volunteers differ from non-volunteers (Rosnow and Rosenthal 1997: ch. 5); and they were given incentives to participate, which may further demarcate them from others, since not everyone is equally amenable to the blandishments of inducements. There will have been no problem of interaction effects of pre-testing, because, like many experiments, there was no pre-testing. However, it is quite feasible that reactive effects may have been set in motion by the experimental arrangements. Secondly, the ecological validity of the study may be poor, because we do not know how well the findings are applicable to the real world and everyday life. However, while the



Research in focus 3.4

A laboratory experiment

Howell and Frost (1989) were interested in the possibility that charismatic leadership, a term associated with Max Weber's (1947) types of legitimate authority, is a more effective approach to leadership in organizations than other types of leadership. They conducted a laboratory experiment that compared the effectiveness of charismatic leadership as against two other approaches—consideration and structuring. A number of hypotheses were generated, including: 'Individuals working under a charismatic leader will have higher task performance than will individuals working under a considerate leader' (Howell and Frost 1989: 245).

One hundred and forty-four students volunteered for the experiment. Their course grades were enhanced by 3 per cent for agreeing to participate. They were randomly assigned to work under one of the three types of leadership. The work was a simulated business task. All three leadership approaches were performed by two female actresses. In broad conformity with the hypotheses, subjects working under charismatic leaders scored generally higher in terms of measures of task performance than those working under the other leaders, particularly the considerate leader.



Research in focus 3.5

A quasi-experiment

Since the mid-1980s, a group of researchers has been collecting medical and psychiatric data on a cohort of over 10,000 British civil servants. The first wave of data collection took place between late 1985 and early 1988 and comprised clinical measurement (for example, blood pressure, ECG, cholesterol) and a self-completion questionnaire that generated data on health, stress, and minor psychiatric symptoms. Further measurements of the same group took place in 1989/90 and 1992/3. The decision in the mid-1980s by the then UK government to transfer many of the executive functions of government to executive agencies operating on a more commercial basis than previously afforded the opportunity to examine the health effects of a major organizational change. Ferrie et al. (1998) report the results of their Phase 1 and Phase 3 data. They distinguished between three groups: those experiencing a change; those anticipating they would be affected by the change; and a 'control group' of those unaffected by the change. The authors found significant adverse health effects among those experiencing and anticipating change compared to the control group, although the extent of the effects of the major organizational change (or its anticipation) varied markedly between men and women. This study uses a quasi-experimental design, in which a control group is compared to two treatment groups. It bears the hallmarks of a classical experimental design, but there is no random assignment. Subjects were not randomly assigned to the three groups. Whether they were affected (or anticipated being affected by the changes) depended on decisions deriving from government and civil service policy.

study may lack what is often called *mundane realism*, it may nonetheless enjoy *experimental realism* (Aronson and Carlsmith 1968). The latter means that the subjects are very involved in the experiment and take it very seriously.

Quasi-experiments

A number of writers have drawn attention to the possibilities offered by *quasi-experiments*—that is, studies that have certain characteristics of experimental designs but that do not fulfil all the internal validity requirements. A large number of different types of quasi-experiments have been identified (Cook and Campbell 1979), and it is not proposed to cover them here. A particularly interesting form of quasi-experiment occurs in the case of 'natural experiments'. These are 'experiments' in the sense of entailing manipulation of a social setting, but as part of a naturally occurring attempt to alter social arrangements. In such circumstances, it is invariably not possible to assign subjects randomly to experimental and control groups. An example is provided in Research in focus 3.5. The absence of random assignment in the research casts a certain amount of doubt on the study's internal validity, since the groups may not have been equivalent. However, the results of such studies are still compelling, because they are not artificial interventions in social life and because their ecological validity is therefore very strong.

Most writers on quasi-experimentation discount natural experiments in which there is no control group or basis for comparison (Cook and Campbell 1979), but occasionally one comes across a single group natural experiment that is particularly striking (see Research in focus 3.6). Experimental designs and more especially quasi-experimental designs have been particularly prominent in evaluation research studies (see Key concept 3.5 and Research in focus 3.7).

Possibly because of the various difficulties with quasi-experiments that have been noted in this section, Grant and Wall (2008) have noted that they are used relatively infrequently in organizational research. However, they also note that there may be ways of addressing some of the concerns regarding internal validity that beset quasi-experiments. For example, they suggest that it may be possible to strengthen causal inferences when it is not possible to assign experimental and control group participants randomly and the researcher has limited or no control over the experimental manipulation. This might be done by seeking out further information that will help to discount some of the rival interpretations of a causal link that arise from the lack of a true experimental design. However, it is unlikely that such a view will find favour among writers who adopt a purist view about the need for experimental designs in order to generate robust causal inferences.



Research in focus 3.6

A natural experiment

The effects of television violence on children is one of the most contested areas of social research and one that frequently causes the media to become especially shrill. St Helena in the South Atlantic provided a fascinating laboratory for the examination of the various claims when television was introduced to the island for the first time in the mid-1990s. The television viewing habits of a large sample of schoolchildren and their behaviour are being monitored and will continue to be monitored for many years to come. The project leader, Tony Charlton, was quoted in *The Times* as saying: 'The argument that watching violent television turns youngsters to violence is not borne out . . . The children have been watching the same amounts of violence, and in many cases the same programmes, as British children. But they have not gone out and copied what they have seen on TV' (Midgley 1998: 5). A report of the findings in *The Times* in April 1998 found that 'the shared experience of watching television made them less likely to tease each other and to fight, and more likely to enjoy books' (Frean 1998: 7). The findings derive from 900 minutes of video footage of children at play during school breaks, diaries kept by around 300 of the children, and ratings by teachers. The reports of the research in academic journals confirm that there was no evidence to suggest that the introduction of television had led to an increase in anti-social behaviour (e.g. Charlton et al. 1998, 1999).



Key concept 3.5

What is evaluation research?

Evaluation research, as its name implies, is concerned with the evaluation of such occurrences as social and organizational programmes or interventions. The essential question that is typically asked by such studies is: has the intervention (for example, a new policy initiative or an organizational change) achieved its anticipated goals? A typical design may have one group that is exposed to the treatment (that is, the new initiative), and a control group that is not. Since it is often neither feasible nor ethical to assign research participants randomly to the two groups, such studies are usually quasi-experimental. The use of the principles of experimental design is fairly entrenched in evaluation research, but other approaches have emerged in recent years. Approaches to evaluation based on qualitative research have emerged. While there are differences of opinion about how qualitative evaluation should be carried out, the different views typically coalesce around a recognition of the importance of an in-depth understanding of the context in which an intervention occurs and the diverse viewpoints of the stakeholders (Greene 1994, 2000).

Pawson and Tilley (1997) advocate an approach that draws on the principles of *critical realism* (see Key concept 2.3) and that sees the outcome of an intervention as the result of generative mechanisms and the contexts of those mechanisms. A focus of the former element entails examining the causal factors that inhibit or promote change when an intervention occurs. Pawson and Tilley's approach is supportive of the use of both quantitative and qualitative research methods. Tilley (2000) outlines an early example of the approach in the context of an evaluation of closed-circuit television (CCTV) in car parks. He observes that there are several mechanisms by which CCTV might deter car crime, such as deterrence of offenders, greater usage of car parks, which in itself produces surveillance, more effective use of security staff, and greater sensitivity among drivers to car security. Examples of contexts are: patterns of usage (such as if the car park is one that fills up and empties during rush-hour periods or one that is in more constant use); blind spots in car parks; and the availability of other sources of car crime for potential offenders. In other words, whether the mechanisms have certain effects is affected by the contexts within which CCTV is installed. The kind of evaluation research advocated by Pawson and Tilley maps these different combinations of mechanism and context in relation to different outcomes.



Research in focus 3.7

A quasi-experimental evaluation

Koeber (2005) reports the findings of a quasi-experiment in which he evaluated the use of multimedia presentations (PowerPoint) and a course website (Blackboard) for teaching introductory sociology at a US university. One group of students acted as the experimental group, in that it was taught using these two forms of presenting learning materials simultaneously; the other group acted as a control group and did not experience the multimedia and website methods. There was no random assignment, but in several respects the two groups were comparable. Therefore, this is not a true experiment, but it has the features of a typical quasi-experiment, in that the researcher tried to make the two treatments as comparable as possible. It is an evaluation study, because the researcher is seeking to evaluate the utility of the two teaching methods. The findings are interesting, in that it was found that there was no significant evidence of a difference in the performance of students (measured by their final grades for the course) between those who experienced the newer methods and those who experienced the more traditional ones. However, those students who were taught with the newer methods tended to perceive the course in more favourable terms, in that they were more likely to perceive various aspects of the course (for example, course design, rapport with students, and the value of the course) in a positive way. Also, the experimental groups were less likely to perceive the course demands as difficult and to view the course workload as high.

Significance of experimental design

As was stated at the outset, the chief reason for introducing the experiment as a research design is because it is frequently considered to be a yardstick against which quantitative research is judged. This occurs largely because of the fact that a true experiment will allow doubts about internal validity to be allayed and reflects the considerable emphasis placed on the determination of causality in quantitative research. As we will see in the next section, **cross-sectional designs** of the kind associated with survey research are frequently regarded as limited, because of the problems of unambiguously imputing causality when using such designs.

Logic of comparison

However, before exploring such issues, it is important to draw attention to an important general lesson that an examination of experiments teaches us. A central feature of any experiment is the fact that it entails a *comparison*: at the very least it entails a comparison of results obtained by an experimental group with those engendered by a

control group. In the case of the Howell and Frost (1989) experiment in Research in focus 3.4, there is no control group: the research entails a comparison of the effects of three different forms of leadership. The advantage of carrying out any kind of comparison like this is that we understand the phenomenon that we are interested in better when we compare it with something else that is similar to it. The case for arguing that charismatic leadership is an effective, performance-enhancing form of leadership is much more persuasive when we view it in relation to other forms of leadership. Thus, while the specific considerations concerning experimental design are typically associated with quantitative research, the potential of comparison in social research represents a more general lesson that transcends matters of both research strategy and research design. In other words, while the experimental design is typically associated with a quantitative research strategy, the specific logic of comparison provides lessons of broad applicability and relevance. This issue is given more specific attention below in relation to the comparative design.



Key concept 3.6

What is a cross-sectional research design?

A cross-sectional design entails the collection of data on *more than one case* (usually quite a lot more than one) and at a *single point in time* in order to collect a body of *quantitative or quantifiable data* in connection with two or more variables (usually many more than two), which are then examined to detect *patterns of association*.

Cross-sectional design

The cross-sectional design is often called a survey design, but the idea of the survey is so closely connected in most people's minds with questionnaires and structured interviewing that the more generic-sounding term *cross-sectional design* is preferable. While the research methods associated with surveys are certainly frequently employed within the context of cross-sectional research, so too are many other research methods, including **structured observation**, content analysis, official statistics, and diaries. All these research methods will be covered in later chapters, but in the meantime the basic structure of the cross-sectional design will be outlined.

The cross-sectional design is defined in Key concept 3.6. A number of elements of this definition have been emphasized.

- *More than one case.* Researchers employing a cross-sectional design are interested in variation. That variation can be in respect of people, families, organizations, nation states, or whatever. Variation can be established only when more than one case is being examined. Usually, researchers employing this design will select a lot more than two cases for a variety of reasons: they are more likely to encounter variation in all the variables in which they are interested; they can make finer distinctions between cases; and the requirements of sampling procedure are likely to necessitate larger numbers (see Chapter 8).
- *At a single point in time.* In cross-sectional design research, data on the variables of interest are collected more or less simultaneously. When an individual completes a questionnaire, which may contain fifty or more variables, the answers are supplied at essentially the same time. This contrasts with an experimental design. Thus, in the classical experimental design, someone in the experimental group is pre-tested, then exposed to the experimental treatment, and then post-tested. Days, weeks, months, or even years may separate the different phases. In the case of the Rosenthal and Jacobson (1968) study, eight months separated the pre- and post-testing of the schoolchildren in the study.
- *Quantitative or quantifiable data.* In order to establish variation between cases (and then to examine associations between variables—see the next point), it is necessary to have a systematic and standardized method for gauging variation. One of the most important advantages of quantification is that it provides the researcher with a consistent benchmark. The advantages of quantification and of measurement will be addressed in greater detail in Chapter 7.
- *Patterns of association.* With a cross-sectional design it is possible to examine relationships only between variables. There is no time ordering to the variables, because the data on them are collected more or less simultaneously, and the researcher does not (invariably because he or she cannot) manipulate any of the variables. This creates the problem referred to in Research in focus 3.2 as 'ambiguity about the direction of causal influence'. If the researcher discovers a relationship between two variables, he or she cannot be certain whether this denotes a causal relationship, because the features of an experimental design are not present. All that can be said is the variables are related. This is not to say that it is not possible to draw causal inferences from research based on a cross-sectional design. As will be shown in Chapter 15, there are a number of ways in which the researcher is able to draw certain inferences about causality, but these inferences rarely have the credibility of causal findings deriving from an experimental design. As a result, cross-sectional research invariably lacks the internal validity that is found in most experimental research (see the examples in Research in focus 3.8 and Thinking deeply 3.1).

In this book, the term 'survey' will be reserved for research that employs a cross-sectional research design and in which data are collected by questionnaire or by structured interview (see Key concept 3.7). This will allow me to retain the conventional understanding of what a survey is while recognizing that the cross-sectional research design has a wider relevance—that is, one that is not necessarily associated with the collection of data by questionnaire or by structured interview.

Reliability, replicability, and validity

How does cross-sectional research measure up in terms of the previously outlined criteria for evaluating quantitative research: reliability, replicability, and validity?

- The issues of reliability and measurement validity are primarily matters relating to the quality of the measures that are employed to tap the concepts in which the researcher is interested, rather than matters to do with a research design. In order to address questions of the quality of measures, some of the issues outlined in Chapter 7 would have to be considered.
- Replicability is likely to be present in most cross-sectional research to the degree that the researcher



Research in focus 3.8

Cross-sectional design and internal validity: an example based on the Health and Lifestyles Survey

Blaxter (1990) reports some of the findings of a large-scale cross-sectional study in which data were collected by three methods: a structured interview; physiological data on each respondent carried out by a nurse; and a self-completion questionnaire. Data were collected from a random sample of around 9,000 individuals. At one point Blaxter shows that there is a relationship between whether a person smokes and his or her diet. But how are we to interpret this relationship? Blaxter is quite properly cautious and does not infer any kind of causal relationship between the two. On the basis of the data, we cannot conclude whether smoking causes diet or whether diet causes smoking or whether the association between the two is actually an artefact of a third variable, such as a commitment or indifference to a 'healthy' lifestyle. There is, therefore, an ambiguity about the direction of causal influence.



Thinking deeply 3.1

Direction of causality: is sex good for you?

An article in the *Guardian's* Health section reviewed evidence about whether sex is good for you. At one point, the author refers to a study of men that seems to suggest that sex does bring health benefits, but she also has to acknowledge the problem of the direction of cause and effect.

A study of 1,000 men in Caerphilly found that those who had two or more orgasms a week halved their mortality risk compared with those who had orgasms less than once a month. But while the authors concluded that sex seems to have a protective effect on men's health, it is always possible that the association is the other way around—people who are ill are less likely to have sex in the first place. (Houghton 1998: 14)



Key concept 3.7

What is survey research?

Survey research comprises a cross-sectional design in relation to which data are collected predominantly by questionnaire or by structured interview on *more than one case* (usually quite a lot more than one) and at *a single point in time* in order to collect a body of *quantitative* or *quantifiable data* in connection with two or more variables (usually many more than two), which are then examined to detect *patterns of association*.

spells out procedures for: selecting respondents; designing measures of concepts; administering research instruments (such as structured interview or self-completion questionnaire); and analysing data. Most quantitative research based on cross-sectional research designs specifies such procedures to a large degree.

- Internal validity is typically weak. As has just been suggested above, it is difficult to establish causal direction from the resulting data. Cross-sectional research designs produce associations rather than findings from which causal inferences can be unambiguously made. However, procedures for making causal inferences

from cross-sectional data will be referred to in Chapter 15, though most researchers feel that the resulting causal findings rarely have the internal validity of those deriving from experimental designs.

- External validity is strong when, as in the case of research like Blaxter's (1990) study of Health and Lifestyles (see Research in focus 3.8), the sample from which data are collected has been randomly selected. When non-random methods of sampling are employed, external validity becomes questionable. Sampling issues will be specifically addressed in Chapter 8.
- Since much cross-sectional research makes a great deal of use of research instruments, such as self-completion questionnaires and structured **observation schedules**, ecological validity may be jeopardized because the very instruments disrupt the 'natural habitat', as Cicourel (1982) puts it (see quotation on page 48).

Non-manipulable variables

As was noted at the beginning of the section on experimental design, in much if not most social research it is not possible to manipulate the variables in which we are interested. This is why most quantitative social research employs a cross-sectional research design rather than an experimental one. If we wanted internally valid findings in connection with the smoking–diet relationship investigated by Blaxter (1990) (see Research in focus 3.8), we would need to manipulate one of the variables. For example, if we believed that smoking influences diet (perhaps because smoking is an expensive habit, which may affect people's ability to afford certain kinds of food), we might envisage an experiment in which we took the following steps:

- select a random sample of members of the public who do not smoke;
- establish their current dietary habits;
- randomly assign them to one of three experimental treatments: heavy smokers, moderate smokers, and non-smokers (who act as a control group); and
- after a certain amount of time establish their dietary habits.

Such a research design is almost laughable, because practical and ethical considerations are bound to render it unworkable. We would have to turn some people into smokers, and, in view of the evidence of the harmful effects of smoking, this would be profoundly unethical. Also, in view of the evidence about the effects of smoking, it is extremely unlikely that we would find people who would be prepared to allow themselves to be turned into smokers. We might offer incentives for them to become smokers, but that might invalidate any findings about the effects on diet if we believe that economic considerations play an important role in relation to the effects of smoking on diet. This research is essentially unworkable.

Moreover, some of the variables in which social scientists are interested, and which are often viewed as potentially significant independent variables, simply cannot be manipulated, other than by extreme measures. To more or less all intents and purposes, our ethnicity, age, gender, and social backgrounds are 'givens' that are not really amenable to the kind of manipulation that is necessary for a true experimental design. A man might be able to present himself through dress and make-up as a woman to investigate the impact of gender on job opportunities, as Dustin Hoffman's character did in the film *Tootsie*, but it is unlikely that we would find a sufficient number of men to participate in a meaningful experiment to allow such an issue to be investigated (although Thinking deeply 3.2 provides an interesting case of the manipulation of a seemingly **non-manipulable variable**). Moreover, it could be reasonably argued that, even if we could bring this research design to fruition, the researcher would be examining the effects of only the external signs of gender and would be neglecting its more subjective and experiential aspects. Similarly, while the case of a white man presenting himself as a black man in Thinking deeply 3.2 is interesting, it is doubtful



Thinking deeply 3.2

Manipulating a non-manipulable variable: ethnicity

In the 1950s John Howard Griffin (1961) blackened his face and visible parts of his body and travelled around the American South as a person of colour. He behaved appropriately by keeping his eyes averted to show due deference to whites. He was treated as a black man in a number of ways, such as by having to use water fountains designated for 'coloreds'. Griffin's aim was to experience what it was like being a black person in a period and region of racial segregation.

whether a brief sojourn as a person of colour could adequately capture the experience of being black in the American South. Such an experience is formed by many years of personal experience and the knowledge that it will be an ongoing experience. Thus, although the case described in Thinking deeply 3.2 provides an interesting case of manipulating an apparently non-manipulable variable—ethnicity—it is doubtful whether it could meaningfully be applied to an experimental context, not least because it is doubtful whether sufficient numbers of people could be found to endure the discomforts and inconvenience.

On the other hand, the very fact that we can regard certain variables as givens provides us with a clue as to how we can make causal inferences in cross-sectional research. Many of the variables in which we are interested can be *assumed* to be temporally prior to other variables. For example, we can assume that, if we find a relationship between ethnic status and alcohol consumption, that the former is more likely to be the independent variable because it is temporally prior to alcohol consumption. In other words, while we cannot manipulate ethnic status, we can draw causal inferences from cross-sectional data.

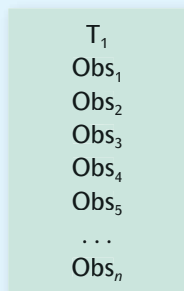
Structure of the cross-sectional design

The cross-sectional research design is not easy to depict in terms of the notation previously introduced, but Figure 3.2 captures its main features, except that in this case Obs simply represents an observation made in relation to a variable.

Figure 3.2 implies that a cross-sectional design comprises the collection of data on a series of variables (Obs₁, Obs₂, Obs₃, Obs₄, Obs₅, . . . , Obs_n) at a single point in time,

Figure 3.2

A cross-sectional design



T₁. The effect is to create what Marsh (1982) referred to as a ‘rectangle’ of data that comprises variables Obs₁ to Obs_n and cases Case₁ to Case_n, as in Figure 3.3. For each case (which may be a person, household, city, nation, etc.) data are available for each of the variables, Obs₁ to Obs_n, all of which will have been collected at T₁. Each cell in the matrix will have data in it.

Cross-sectional design and research strategy

This discussion of the cross-sectional design has placed it firmly in the context of quantitative research. Also, the evaluation of the design has drawn on criteria associated with the quantitative research strategy. It should also be noted, however, that qualitative research often entails a form of cross-sectional design. A fairly typical form of such research is when the researcher employs **unstructured interviewing** or semi-structured interviewing with a number of people. Research in focus 3.9 provides an illustration of such a study.

While emphatically within the qualitative research tradition, the study described in Research in focus 3.9 bears many research design similarities with cross-sectional studies within a quantitative research tradition, like Blaxter (1990). Moreover, it is a very popular mode of qualitative research. The research was not preoccupied with such criteria of quantitative research as internal and external validity, replicability, measurement validity, and so on. In fact, it could be argued that the conversational interview style made the study more ecologically valid than research using more formal instruments of data

Figure 3.3

The data rectangle in cross-sectional research

	Obs ₁	Obs ₂	Obs ₃	Obs ₄	...	Obs _n
Case ₁						
Case ₂						
Case ₃						
Case ₄						
Case ₅						
...						
Case _n						

collection. It is also striking that the study was concerned with the factors that influence food selection, like vegetarianism. The very notion of an ‘influence’ carries a strong connotation of causality, suggesting that qualitative researchers are interested in the investigation of causes and effects, albeit not in the context of the language of variables that so pervades quantitative research. Also, the emphasis was much more on elucidating the *experience* of something like vegetarianism than is often

the case with quantitative research. However, the chief point in providing the illustration is that it bears many similarities to the cross-sectional design in quantitative research. It entailed the interviewing of quite a large number of people and at a single point in time. Just as with many quantitative studies using a cross-sectional design, the examination of early influences on people’s past and current behaviour is based on their retrospective accounts of factors that influenced them in the past.



Research in focus 3.9

Qualitative research within a cross-sectional design

Beardsworth and Keil (1992) carried out a study of the dietary beliefs and practices of vegetarians. They write that their intention was to contribute ‘to the analysis of the cultural and sociological factors which influence patterns of food selection and avoidance. The specific focus is on contemporary vegetarianism, a complex of interrelated beliefs, attitudes and practices . . .’ (1992: 253). The authors carried out ‘relatively unstructured interviews’, which were ‘guided by an inventory of issues’ with seventy-six vegetarians and vegans in the East Midlands (1992: 261). Respondents were identified through a *snowball sampling* approach. The interviews were taped and transcribed, yielding a large corpus of qualitative data.

Longitudinal design(s)

The longitudinal design represents a distinct form of research design. Because of the time and cost involved, it is a relatively little-used design in social research, so it is not proposed to allocate a great deal of space to it. In the form in which it is typically found in social science subjects such as sociology, social policy, and human geography, it is usually an extension of survey research based on a self-completion questionnaire or structured interview research within a cross-sectional design. Consequently, in terms of reliability, replication, and validity, the longitudinal design is little different from cross-sectional research. However, a longitudinal design can allow some insight into the time order of variables and therefore may be more able to allow causal inferences to be made.

With a longitudinal design a sample is surveyed and is surveyed again on at least one further occasion. It is common to distinguish two types of longitudinal design: the *panel study* and the *cohort study*. With the former type, a sample, often a randomly selected national one, is the focus of data collection on at least two (and often more) occasions. Data may be collected from different types of case within a panel study framework: people, households,

organizations, schools, and so on. An illustration of this kind of study is the British Household Panel Survey (BHPS) (see Research in focus 3.10).

In a cohort study, either an entire cohort of people or a random sample of them is selected as the focus of data collection. The cohort is made up of people who share a certain characteristic, such as all being born in the same week or all having a certain experience, such as being unemployed or getting married on a certain day or in the same week. The National Child Development Study (NCDS) is an example of a cohort study (see Research in focus 3.11). A new cohort study—the Economic and Social Research Council (ESRC) Millennium Cohort Study—began at the turn of the present millennium.

Panel and cohort studies share similar features. They have a similar design structure: Figure 3.4 portrays this structure and implies that data are collected in at least two waves on the same variables on the same people. Both panel and cohort studies are concerned with illuminating social change and with improving the understanding of causal influences over time. The latter means that longitudinal designs are somewhat better able to deal with the problem of ‘ambiguity about the direction of causal influence’ that plagues cross-sectional designs.



Research in focus 3.10

The British Household Panel Survey

The British Household Panel Survey (BHPS) began in 1991, when a national representative sample of 10,264 individuals in 5,538 households were interviewed for the first time in connection with six main areas of interest:

- household organization;
- labour market behaviour;
- income and wealth;
- housing;
- health; and
- socio-economic values.

Panel members are interviewed annually. As a result of the continuous interviewing, it is possible to highlight areas of social change. For example, Laurie and Gershuny (2000) show that there have been changes in the ways in which couples manage their money. Over a relatively short five-year period (1991–5), there was a small decline in the proportion of men having a final say in financial decisions and a corresponding small increase in those reporting equal say, although interestingly these trends refer to aggregated replies of partners—around a quarter of partners give different answers about who has the final say!

For further information, see:

www.iser.essex.ac.uk/ulsc/bhps (accessed 17 January 2011).

The BHPS is being gradually replaced by the Understanding Society Survey, which is based on a panel in the region of 40,000 households. See:

www.understandingsociety.org.uk (accessed 17 January 2011).



Research in focus 3.11

The National Child Development Study

The National Child Development Study (NCDS) is based on all 17,000 children born in Great Britain in the week of 3–9 March 1958. The study was initially motivated by a concern over levels of perinatal mortality, but the data collected reflect a much wider range of issues than this focus implies. Data were collected on the children and their families at age 7. In fact, the study was not originally planned as a longitudinal study. The children and their families have been followed up at ages 11, 16, 23, 33, 41–2, 46, and 50–1. Data are collected in relation to a number of areas, including: physical and mental health; family; parenting; occupation and income; and housing and environment.

For further information, see Fox and Fogelman (1990); Hodges (1998); and

www.esds.ac.uk/longitudinal/access/ncds/I33004.asp (accessed 17 January 2011).

A new cohort study—the Millennium Cohort Study—began in 2000–1 based on a sample of all children born in England and Wales over a twelve-month period from 1 September 2000 and all children born in Scotland and Northern Ireland from 1 December 2000.

For further information, see:

<http://securedata.ukda.ac.uk/sdata/mcs.asp> (accessed 17 January 2011).

Figure 3.4

The longitudinal design

T_1	...	T_n
Obs ₁		Obs ₁
Obs ₂		Obs ₂
Obs ₃		Obs ₃
Obs ₄		Obs ₄
Obs ₅		Obs ₅
...		...
Obs _n		Obs _n

Because certain potentially independent variables can be identified at T_1 , the researcher is in a better position to infer that purported effects that are identified at T_2 or later have occurred *after* the independent variables. This does not deal with the entire problem about the ambiguity of causal influence, but it at least addresses the problem of knowing which variable came first. In all other respects, the points made above about cross-sectional designs are the same as those for longitudinal designs.

Panel and cohort designs differ in important respects too. A panel study, like the BHPS, that takes place over many years can distinguish between age effects (the impact of the ageing process on individuals) and cohort effects (effects due to being born at a similar time), because its members will have been born at different times. A cohort study, however, can distinguish only ageing effects, since all members of the sample will have been born at more or less the same time. Also, a panel study, especially one that operates at the household level, needs rules to inform how to handle new entrants to households (for example, as a result of marriage or elderly relatives moving in) and exits from households (for example, as a result of marriage break-up or children leaving home).

Panel and cohort studies share similar problems. First, there is the problem of sample attrition through death, moving, and so on, and through subjects choosing to withdraw at later stages of the research. Menard (1991) cites the case of a study of adolescent drug use in the USA in which 55 per cent of subjects were lost over an eight-year period. However, attrition rates are by no means always as high as this. In 1981 the National Child Development Study managed to secure data from 12,537 members of the original 17,414 cohort, which is quite an achievement bearing in mind that twenty-three years

would have elapsed since the birth of the children. In 1991 data were elicited from 11,407. The problem with attrition is largely that those who leave the study may differ in some important respects from those who remain, so that the latter do not form a representative group. There is some evidence from panel studies that the problem of attrition declines with time (Berthoud 2000a); in other words, those who do not drop out after the first wave or two of data collection tend to stay on the panel. Secondly, there are few guidelines as to when is the best juncture to conduct further waves of data collection. Thirdly, it is often suggested that many longitudinal studies are poorly thought out and that they result in the collection of large amounts of data with little apparent planning. Fourthly, there is evidence that a *panel conditioning* effect can occur whereby continued participation in a longitudinal study affects how respondents behave. Menard (1991) refers to a study of family caregiving in which 52 per cent of respondents indicated that they responded differently to providing care for relatives as a result of their participation in the research.

Surveys, like the General Household Survey, the British Social Attitudes survey, and the British Crime Survey (see Table 14.1), that are carried out on a regular basis on samples of the population are not truly longitudinal designs because they do not involve the same people being interviewed on each occasion. They are perhaps better thought of as involving a repeated cross-sectional design or trend design in which samples are selected on each of several occasions. They are able to chart change but they cannot address the issue of the direction of cause and effect because the samples are always different.

It is easy to associate longitudinal designs more or less exclusively with quantitative research. However, qualitative research sometimes incorporates elements of a longitudinal design. This is especially noticeable in ethnographic research, when the **ethnographer** is in a location for a lengthy period of time or when interviews are carried out on more than one occasion to address change. See Research in focus 3.12 for an example of the latter.

Most longitudinal studies will be planned from the outset in such a way that sample members can be followed up at a later date. However, it can happen that the idea of conducting a longitudinal study occurs to the researchers only after some time has elapsed. Provided there are good records, it may be possible to follow up sample members for a second wave of data collection or even for further waves. Research in focus 3.13 provides an extremely unusual but fascinating example of a longitudinal design from the USA with both planned and



Research in focus 3.12

Qualitative longitudinal research: the Timescapes project

Qualitative **longitudinal research** (often abbreviated to QLL) that involves repeat qualitative interviews with research participants has become more common since the turn of the century. This is particularly apparent with the 'Timescapes' project, which is a major project that began life in February 2007. The aim is to interview and re-interview people on several occasions to capture social changes and shifts in people's life course and thoughts and feelings. It comprises seven relatively independent projects. Through these projects the researchers aim to track the lives of around 400 people. One of the projects is entitled 'Masculinities, identities and risk: transition in the lives of men as fathers' and aims to get a sense of how masculine identities change in the wake of first-time fatherhood. This particular study builds on research that originally began in Norfolk in 1999, well before the Timescapes project began. Thirty fathers were interviewed in 2000–1 both before and after the birth of their first child. Each man was interviewed three times (two interviews were scheduled after the child's birth). This group of men was then followed up in 2008. A further set of interviews was conducted with eighteen men from south Wales in 2008–9 with the same pattern of one interview before and two interviews after birth. In the course of the interviews use was made of photographs of families and men with their children to stimulate reflection on fatherhood. The use of photographs in interviews is explored in Chapters 19 and 20. The materials will eventually be made available for secondary analysis (see the section on 'Secondary analysis of qualitative data' in Chapter 24).

Sources:

Guardian, 20 Oct. 2009:

www.guardian.co.uk/education/2009/oct/20/timescapes-leeds-research-memories?INTCMP=SRCH

Project website:

www.timescapes.leeds.ac.uk

For information on the masculinities project, see:

www.timescapes.leeds.ac.uk/research-projects/projects/masculinities-fatherhood-risk.php

For some methodological reflections on the Timescapes project, see:

www.timescapes.leeds.ac.uk/methods-ethics

All the above websites were accessed 18 May 2011.

unplanned elements. This is also an interesting illustration of a mixed methods study, in that it combines quantitative and qualitative research.

Case study design

The basic case study entails the detailed and intensive analysis of a single case. As Stake (1995) observes, case study research is concerned with the complexity and particular nature of the case in question. Some of the best-known studies in sociology are based on this kind of design. They include research on:

- a single community, such as Whyte's (1955) study of Cornerville in Boston, Gans's (1962) study of the East End of Boston, M. Stacey's (1960) research on Banbury, and O'Reilly's (2000) research on a community of Britons living on the Costa del Sol in Spain. Increasingly, social researchers are becoming interested in the study of online communities (see Chapter 28 and Research in focus 28.4 in particular);
- a single school, such as studies by Ball (1981) and by Burgess (1983) on Beachside Comprehensive and Bishop McGregor respectively;
- a single family, like O. Lewis's (1961) study of the Sánchez family or Brannen and Nilson's (2006) investigation of a family of low-skilled British men, which contained four generations in order to uncover changes in 'fathering' over time;



Research in focus 3.13

A planned and unplanned longitudinal design

In the 1940s Sheldon and Eleanor Glueck of the Harvard Law School conducted a study concerned with how criminal careers begin and are maintained. The study entailed a comparison of 500 delinquents and 500 non-delinquents in Massachusetts. The two samples were matched in terms of several characteristics, such as age, ethnicity, and the socio-economic status of the neighbourhoods from which they were drawn. The sample was aged around 14 at the time and was followed up at ages 25 and 33. The data were collected by various means: interviews with the 1,000 participants, their families, and various key figures in their lives (for example, social workers and school teachers); observations of the home; and records of various agencies that had any connection with the participants and their families. Obviously, data concerning criminal activity were collected for each individual by examining records relating to court appearances and parole. While all these sources of data produced quantitative information, qualitative data were also collected through answers to **open questions** in the interviews. Around the mid-1990s Laub and Sampson (2003, 2004) began to follow up the 500 men who had been in the delinquent sample. By this time, they would have been aged 70. Records of death and criminal activity were searched for all 500 men, so that patterns of ongoing criminal activity could be gleaned. Further, they managed to find and then interview fifty-two of the original delinquent sample. These cases were selected on the basis of their patterns of offending over the years, as indicated by the criminal records. The interviews were **life history interviews** to uncover key turning points in their lives and to find out about their experiences. This is an extremely unusual example of a longitudinal study that contains planned elements (the original wave of data collection, followed by the ones eleven and eighteen years later) and an unplanned element conducted by Laub and Sampson many years later.



Research in focus 3.14

A case study

Holdaway (1982, 1983) was a police officer who was also conducting doctoral research on his own police service, which was located in a city. His main research method was **ethnography**, whereby he was a participant observer who observed interaction, listened to conversations, examined documents, and wrote up his impressions and experiences in field notes. Holdaway's superiors did not know that he was conducting research on his own force, so that he was a covert researcher. This is a controversial method on ethical grounds (see Chapters 6 and 19). Holdaway's research provides insights into the nature of police work and the occupational culture with which officers surround themselves.

- a single organization, such as studies of a factory by writers such as Burawoy (1979), and Cavendish (1982), or of pilferage in a single location like a bakery (Ditton 1977), of a single police service (Holdaway 1982, 1983; see Research in focus 3.14), or of a single call centre (Callaghan and Thompson 2002; Nyberg 2009);
- a person, like the famous study of Stanley, the 'jack-roller' (Shaw 1930); such studies are often characterized as using the life history or biographical approach (see the section on 'Life history and oral history interviewing' in Chapter 20); and
- a single event, such as the Cuban Missile Crisis (Allison 1971), the events surrounding the media reporting of a specific issue area (Deacon, Fenton, and Bryman 1999), the Balinese cockfight (Geertz 1973b), and the study of a disaster incident (Vaughan 1996, 2004).

What is a case?

The most common use of the term 'case' associates the case study with a location, such as a community or organization. The emphasis tends to be upon an intensive examination of the setting. There is a tendency to associate case studies with qualitative research, but such an

identification is not appropriate. It is certainly true that exponents of the case study design often favour qualitative methods, such as participant observation and unstructured interviewing, because these methods are viewed as particularly helpful in the generation of an intensive, detailed examination of a case. However, case studies are frequently sites for the employment of *both* quantitative and qualitative research, an approach that will receive attention in Chapter 27. Indeed, in some instances, when an investigation is based exclusively upon quantitative research, it can be difficult to determine whether it is better described as a case study or as a cross-sectional research design. The same point can often be made about case studies based upon qualitative research.

As an illustration of the difficulties of writing about case studies, consider the study described in Thinking deeply 3.3. Ostensibly, it is similar to Beardsworth and Keil's (1992) study of vegetarians, in that it is a piece

of qualitative research within a cross-sectional design framework (see Research in focus 3.9). However, it has been described as providing 'case-study evidence' by Davies et al. (1994: 157), presumably on the grounds that the fieldwork was undertaken in a single location. I would prefer to reserve the term 'case study' for those instances where the 'case' is the focus of interest in its own right. The study in Thinking deeply 3.3 is no more a case study of Kidderminster than Beardsworth and Keil's (1992) research is based on a case study of the East Midlands. McKee and Bell's (1985) research is concerned with the experience of unemployment among the forty-five couples whom they interviewed. It is not concerned with Kidderminster as such. The town provides a kind of backdrop to the findings rather than a focus of interest in its own right. The crucial point is that Kidderminster is not the unit of analysis; rather it is the sample that is the unit of analysis.



Thinking deeply 3.3

What is the unit of analysis?

McKee and Bell (1985: 387) examined forty-five couples in a single location (Kidderminster in the West Midlands) in order to examine 'the impact of male unemployment on family and marital relations'. They describe their research instrument as an 'unstructured, conversational interview style'. In most cases, husbands and wives were interviewed jointly. The interviews were very non-directive, allowing the couples considerable freedom to answer in their own terms and time. Their research focused on the range of problems faced by unemployed families, the processes by which they cope, and the variations in their experiences. Thus the focus was very much on the experience of unemployment from the perspective of the couples. The authors show, for example, that the impact of husbands' unemployment on their wives is often far greater than is usually appreciated, since research frequently takes the unemployed person as the main hub of the enquiry. Couples often reported changes to the domestic division of labour, which in turn raised questions for them about images of masculinity and identity.

Is this study a case study of unemployment in Kidderminster or is it better thought of as a cross-sectional design study of unemployed men and their wives? As I suggest in the text, it is not terribly helpful to think of it as a case study, because Kidderminster is not the unit of analysis. It is about the responses to unemployment among a sample of individuals; the fact that the interviewees were located in Kidderminster is not significant to the research findings. However, it is not always easy to distinguish whether an investigation is of one kind rather than another. As these reflections imply, it is important to be clear in your own mind what your unit of analysis is.

Similarly, Powell and Butterfield (1997) present a quantitative analysis of promotion decisions in a US government department. They were concerned to investigate how far race had an impact on promotions within the department. The researchers found that race did not have a direct effect on promotion, but it did have an indirect effect. This occurred because race had an impact on two variables—whether the applicant was employed in the hiring department and the number of years of work

experience—which in turn affected promotion. The impact of race on these two variables was such that people of colour were disadvantaged with respect to promotion. Once again, we see here a study that has the hallmarks of both a cross-sectional design and a case study, but this time the research strategy was a quantitative one. As with the McKee and Bell (1985) research, it seems better to describe it as employing a cross-sectional design rather than a case study, because the case itself is not the

apparent object of interest: it is little more than a location that forms a backdrop to the findings.

Similarly, I would tend to argue that the study of redundant steelworkers by Westergaard et al. (1989) is a case study of the effects of redundancy in which a quantitative research strategy was employed with clear indications of a cross-sectional design. With a case study, the case is an object of interest in its own right, and the researcher aims to provide an in-depth elucidation of it. Unless a distinction of this or some other kind is drawn, it becomes impossible to distinguish the case study as a special research design, because almost any kind of research can be construed as a case study: research based

on a national, random sample of the population of Great Britain would have to be considered a case study of Great Britain! However, it also needs to be appreciated that, when specific research illustrations are examined, they can exhibit features of more than one research design. What distinguishes a case study is that the researcher is usually concerned to elucidate the unique features of the case. This is known as an *idiographic* approach. Research designs like the cross-sectional design are known as *nomothetic*, in that they are concerned with generating statements that apply regardless of time and place. However, an investigation may have elements of both (see Research in focus 3.15).



Research in focus 3.15

A cross-sectional design with case study elements

Sometimes, an investigation may have both cross-sectional and case study elements. For example, Leonard (2004) was interested in the utility of the notion of social capital for research into neighbourhood formation. As such, she was interested in similar issues to the study in Research in focus 2.2. She conducted her study in a Catholic housing estate in West Belfast, where she carried out semi-structured interviews with 246 individuals living in 150 households. Her findings relate to the relevance of the concept of social capital, so that the research design looks like a cross-sectional one. However, on certain occasions she draws attention to the uniqueness of Belfast with its history in recent times of conflict and the search for political solutions to the problems there. At one point she writes: 'In West Belfast, as the peace process develops, political leaders are charged with connecting informal community networks to more formal institutional networks' (Leonard 2004: 939). As this comment implies, it is more or less impossible in a study like this to generate findings concerning community formation without reference to the special characteristics of Belfast and its troubled history.

With experimental and cross-sectional designs, the typical orientation to the relationship between theory and research is a deductive one. The research design and the collection of data are guided by specific research questions that derive from theoretical concerns. However, when a qualitative research strategy is employed within a cross-sectional design, as in Beardsworth and Keil's (1992) research, the approach tends to be inductive. In other words, whether a cross-sectional design is inductive or deductive tends to be affected by whether a quantitative or a qualitative research strategy is employed. The same point can be made of case study research. When the predominant research strategy is qualitative, a case study tends to take an inductive approach to the relationship between theory and research; if a predominantly quantitative strategy is taken, it tends to be deductive.

Reliability, replicability, and validity

The question of how well the case study fares in the context of the research design criteria cited early on

in this chapter—measurement validity, internal validity, external validity, ecological validity, reliability, and replicability—depends in large part on how far the researcher feels that these are appropriate for the evaluation of case study research. Some writers on case study research, like Yin (2009), consider that they are appropriate criteria and suggest ways in which case study research can be developed to enhance its ability to meet the criteria; for others, like Stake (1995), they are barely mentioned, if at all. Writers on case study research whose point of orientation lies primarily with a qualitative research strategy tend to play down or ignore the salience of these factors, whereas those writers who have been strongly influenced by the quantitative research strategy tend to depict them as more significant.

However, one question on which a great deal of discussion has centred concerns the *external validity* or *generalizability* of case study research. How can a single case possibly be representative so that it might yield findings that can be applied more generally to other cases? For

example, how could the findings from Holdaway's (1982, 1983) research, referred to in Research in focus 3.14, be generalizable to all police services in Great Britain? The answer, of course, is that they cannot. It is important to appreciate that case study researchers do not delude themselves that it is possible to identify typical cases that can be used to represent a certain class of objects, whether it is factories, mass-media reporting, police services, or communities. In other words, they do *not* think that a case study is a sample of one.

Types of case

Following on from the issue of external validity, it is useful to consider a distinction between different types of case that is sometimes made by writers. Yin (2009) distinguishes five types.

- The *critical case*. Here the researcher has a well-developed theory, and a case is chosen on the grounds that it will allow a better understanding of the circumstances in which the hypothesis will and will not hold. The study by Festinger et al. (1956) of a religious cult whose members believed that the end of the world was about to happen is an example. The fact that the event did not happen by the appointed day allowed the researchers to test the authors' propositions about how people respond to thwarted expectations.
- The *extreme* or *unique case*. The unique or extreme case is, as Yin observes, a common focus in clinical studies. Margaret Mead's (1928) well-known study of growing up in Samoa seems to have been motivated by her belief that the country represented a unique case. She argued that, unlike most other societies, Samoan youth do not suffer a period of anxiety and stress in adolescence. The factors associated with this relatively trouble-free period in their lives were of interest to her, since they might contain lessons for Western youth. Fielding (1982) conducted research on the extreme right-wing organization the National Front. While the National Front was not unique on the British political scene, it was extremely prominent at the time of his research and was beginning to become an electoral force. As such, it held an intrinsic interest that made it essentially unique.
- The *representative* or *typical case*. I prefer to call this an *exemplifying* case, because notions of representativeness and typicality can sometimes lead to confusion. With this kind of case, 'the objective is to capture the circumstances and conditions of an everyday or commonplace situation' (Yin 2009: 48). Thus a case may be chosen because it exemplifies a broader category of which it is a member. The notion of exemplification implies that cases are often chosen not because they are extreme or unusual in some way but because either they epitomize a broader category of cases or they will provide a suitable context for certain research questions to be answered. An illustration of the first kind of situation is Lynd and Lynd's (1929, 1937) classic community study of Muncie, Indiana, in the USA, which they dubbed 'Middletown' precisely because it seemed to typify American life at the time. The second rationale for selecting exemplifying cases is that they allow the researcher to examine key social processes. For example, a researcher may seek access to an organization because it is known to have implemented a new technology and he or she wants to know what the impact of that new technology has been. The researcher may have been influenced by various theories about the relationship between technology and work and by the considerable research literature on the topic, and as a result seeks to examine the implications of some of these theoretical and empirical deliberations in a particular research site. The case merely provides an apt context for the working-through of these research questions. To take a concrete example, Russell and Tyler's (2002) study of one store in the 'Girl Heaven' UK chain of retail stores for 3–13-year-old girls does not appear to have been motivated by the store being critical, unique, or by it providing a context that had never before been studied, but was to do with the capacity of the research site to illuminate the links between gender and consumption and the commodification of childhood in modern society.
- The *revelatory case*. The basis for the revelatory case exists 'when an investigator has an opportunity to observe and analyse a phenomenon previously inaccessible to scientific investigation' (Yin 2009: 48). As examples, Yin cites Whyte's (1955) study of Cornerville, and Liebow's (1967) research on unemployed blacks.
- The *longitudinal case*. Yin suggests that a case may be chosen because it affords the opportunity to be investigated at two or more junctures. However, many case studies comprise a longitudinal element, so that it is more likely that a case will be chosen both because it is appropriate to the research questions on one of the other four grounds and also because it can be studied over time.

Any case study can involve a combination of these elements, which can best be viewed as rationales for choosing particular cases. For example, Margaret Mead's (1928) classic study of growing up in Samoa has been depicted above as an extreme case, but it also has elements of a critical case because she felt that it had the potential to demonstrate that young people's responses to entering their teenage years are not determined by nature alone. Instead, she used growing up in Samoa as a critical case to demonstrate that culture has an important role in the development of humans, thus enabling her to cast doubt on notions of biological determinism.

It may be that it is only at a very late stage that the singularity and significance of the case becomes apparent (Radley and Chamberlain 2001). Flyvbjerg (2003) provides an example of this. He shows how he undertook a study of urban politics and planning in Aalborg in Denmark, thinking it was a critical case. After conducting his fieldwork for a while, he found that it was in fact an extreme case. He writes as follows:

Initially, I conceived of Aalborg as a 'most likely' critical case in the following manner: if rationality and urban planning were weak in the face of power in Aalborg, then, most likely, they would be weak anywhere, at least in Denmark, because in Aalborg the rational paradigm of planning stood stronger than anywhere else. Eventually, I realized that this logic was flawed, because my research [on] local relations of power showed that one of the most influential 'faces of power' in Aalborg, the Chamber of Industry and Commerce, was substantially stronger than their equivalents elsewhere. Therefore, instead of a critical case, unwittingly I ended up with an extreme case in the sense that both rationality and power were unusually strong in Aalborg, and my case study became a study of what happens when strong rationality meets strong power in the area of urban politics and planning. But this selection of Aalborg as an extreme case happened to me, I did not deliberately choose it. (Flyvbjerg 2003: 426)

Thus, we may not always appreciate the nature and significance of a 'case' until we have subjected it to detailed scrutiny.

One of the standard criticisms of the case study is that findings deriving from it cannot be generalized. Exponents of case study research counter suggestions

that the evidence they present is limited because it has restricted external validity by arguing that it is not the purpose of this research design to generalize to other cases or to populations beyond the case. This position is very different from that taken by practitioners of survey research. Survey researchers are invariably concerned to be able to generalize their findings to larger populations and frequently use **random sampling** to enhance the representativeness of the samples on which they conduct their investigations and therefore the external validity of their findings. Case study researchers argue strenuously that this is not the purpose of their craft.

Case study as intensive analysis

Instead, case study researchers tend to argue that they aim to generate an intensive examination of a single case, in relation to which they then engage in a theoretical analysis. The central issue of concern is the quality of the theoretical reasoning in which the case study researcher engages. How well do the data support the theoretical arguments that are generated? Is the theoretical analysis incisive? For example, does it demonstrate connections between different conceptual ideas that are developed out of the data? The crucial question is not whether the findings can be generalized to a wider universe but how well the researcher generates theory out of the findings. This view of generalization is called 'analytic generalization' by Yin (2009) and 'theoretical generalization' by J. C. Mitchell (1983). Such a view places case study research firmly in the inductive tradition of the relationship between theory and research. However, a case study design is not necessarily associated with an inductive approach, as can be seen in the research by Adler and Adler (1985), which was referred to in Chapter 2. Thus, case studies can be associated with both theory generation and theory testing. Further, as M. Williams (2000) has argued, case study researchers are often in a position to generalize by drawing on findings from comparable cases investigated by others. This issue will be returned to in Chapter 18.

Longitudinal research and the case study

Case study research frequently includes a longitudinal element. The researcher is often a participant of an organization or member of a community for many months or years. Alternatively, he or she may conduct interviews with individuals over a lengthy period. Moreover, the researcher may be able to inject an additional longitudinal element by analysing archival information and by retrospective interviewing. Research in focus 3.16 provides an illustration of such research.



Research in focus 3.16

A case study of ICI

Pettigrew (1985) conducted research into the use of organizational development expertise at Imperial Chemical Industries (ICI). The fieldwork was conducted between 1975 and 1983. He carried out 'long semistructured interviews' in 1975–7 and again in 1980–3. During the period of the fieldwork he also had fairly regular contact with members of the organization. He writes: 'The continuous real-time data collection was enriched by retrospective interviewing and archival analysis . . .' (Pettigrew 1985: 40).

Another way in which a longitudinal element occurs is when a case that has been studied is returned to at a later stage. A particularly interesting instance of this is the Middletown study that was mentioned previously. The town was originally studied by Lynd and Lynd in 1924–5 (Lynd and Lynd 1929) and was restudied to discern trends and changes in 1935 (Lynd and Lynd 1937). In 1977 the community was restudied yet again (Bahr et al. 1983), using the same research instruments but with minor changes. Burgess (1987) was similarly concerned with continuity and change at the comprehensive school he had studied in the early 1970s (Burgess 1983) when he returned to study it ten years later. However, as he observes, it is difficult for the researcher to establish how far change is the result of real differences over the two time periods or of other factors, such as different people at the school, different educational issues between the two time periods, and the possible influence of the initial study itself.

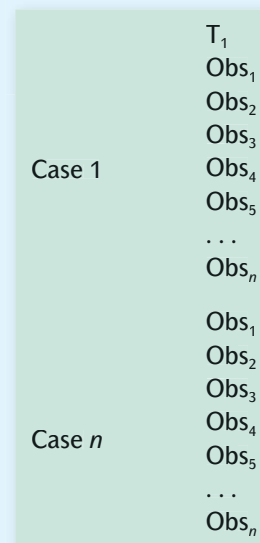
Comparative design

It is worth distinguishing one further kind of design: comparative design. Put simply, this design entails studying two contrasting cases using more or less identical methods. It embodies the logic of comparison, in that it implies that we can understand social phenomena better when they are compared in relation to two or more meaningfully contrasting cases or situations. The comparative design may be realized in the context of either quantitative or qualitative research. Within the former, the data-collection strategy will take the form outlined in Figure 3.5. This figure implies that there are at least two cases (which may be organizations, nations, communities, police forces, etc.) and that data are collected from each, usually within a cross-sectional design format.

One of the more obvious forms of such research is in cross-cultural or cross-national research. In a useful definition, Hantrais (1996) has suggested that such research occurs

Figure 3.5

A comparative design



when individuals or teams set out to examine particular issues or phenomena in two or more countries with the express intention of comparing their manifestations in different socio-cultural settings (institutions, customs, traditions, value systems, life styles, language, thought patterns), using the same research instruments either to carry out secondary analysis of national data or to conduct new empirical work. The aim may be to seek explanations for similarities and differences or to gain a greater awareness and a deeper understanding of social reality in different national contexts.

The research by Kelley and De Graaf (1997), referred to in Research in focus 2.4, is an illustration of cross-cultural research that entails a secondary analysis of survey evidence collected in fifteen nations. A further example is Gallie's (1978) survey research on the impact of advanced automation on comparable samples of industrial workers in both England and France. Gallie was able to show that national traditions of industrial relations were more important than technology in explaining worker attitudes and management–worker relations, a finding that was important in terms of the technological determinism thesis that was still current at the time.

Cross-cultural research is not without problems such as: managing and gaining the funding for such research (see Thinking deeply 3.4); ensuring, when existing data, such as official statistics or survey evidence, are submitted to a secondary analysis, that the data are comparable in terms of categories and data-collection methods; ensuring, when new data are being collected, that the need to translate data-collection instruments (for example, interview schedules) does not undermine genuine comparability; and ensuring that samples of respondents or organizations are equivalent. This last problem raises the further difficulty that, even when translation is carried



Thinking deeply 3.4

Forms of cross-cultural research

As its name implies, cross-cultural research entails the collection and/or analysis of data from two or more nations. Possible models for the conduct of cross-cultural research are as follows.

1. A researcher, perhaps in conjunction with a research team, collects data in a number of countries. Gallie's (1978) research on the impact of advanced automation on industrial workers is an illustration of this model, in that he took comparable samples of industrial workers from two oil refineries in both England and France.
2. A central organization coordinates a portion of the work of national organizations. The article by Kelley and De Graaf (1997) that is cited in this chapter provides an example of this model.
3. A secondary analysis is carried out of data that are comparable, but where the coordination of their collection is limited or non-existent. This kind of cross-cultural analysis might occur if researchers seek to ask survey questions in their own country that have been asked in another country. The ensuing data may then be analysed cross-culturally. A further form of this model is through the secondary analysis of officially collected data, such as unemployment statistics. Wall's (1989) analysis of the living arrangements of the elderly in eighteen European countries is an example of such research. The research uncovered considerable diversity in terms of such factors as whether the elderly lived alone and whether they were in institutional care. However, this approach is beset with problems associated with the deficiencies of many forms of official statistics (see Chapter 14) and problems of cross-national variations in official definitions and collection procedures.
4. Teams of researchers in participating nations are recruited by a person or body that coordinates the programme, or alternatively researchers in different countries with common interests make contact and coordinate their investigations. Each researcher or group of researchers has the responsibility of conducting the investigation in his/her/their own country. The work is coordinated in order to ensure comparability of research questions, of survey questions, and of procedures for administering the research instruments (e.g. Crompton and Birkelund 2000). This model differs from (2) above in that it usually entails a specific focus on certain research questions. An example can be found in Research in focus 27.7.
5. Although not genuinely cross-cultural research in the sense of a coordinated project across nations, another form can occur when a researcher compares what is known in one country with new research in another country. For example, Richard Wright, a US criminologist who has carried out a considerable amount of research into street robberies in his own country, was interested in how far findings relating to this crime would be similar in the UK. In particular, US research highlighted the role of street culture in the motivation to engage in such robbery. He was involved in a project that entailed semi-structured interviews with imprisoned street robbers in south-west England (Wright et al. 2006). In fact, the researchers found that street culture played an important role in the UK context in a similar way to that in the USA.

out competently, there is still the potential problem of an insensitivity to specific national and cultural contexts. On the other hand, cross-cultural research helps to reduce the risk of failing to appreciate that social science findings are often, if not invariably, culturally specific. For example, Crompton and Birkelund (2000) conducted research using semi-structured interviewing with comparable samples of male and female bank managers in Norway and Britain. They found that, in spite of more family-friendly policies in Norway, bank managers in both countries struggle to manage career and domestic life. It might have been assumed that countries with greater attachment to such policies would ease these pressures, but comparative, cross-cultural research of this kind shows how easy it is to make such an erroneous inference.

Comparative research should not be treated as solely concerned with comparisons between nations. The logic of comparison can be applied to a variety of situations. The Social Change and Economic Life Initiative, referred to in Research in focus 7.1, entailed identical studies (mainly involving survey research) in six contrasting labour markets, which were chosen to reflect different patterns of economic change in the early to mid-1980s and in the then recent past. By choosing meaningful contrasts, the significance of the different patterns for a variety of experiences of both employers and employees could be portrayed. Such designs are not without problems: the differences that are observed between the contrasting cases may not be due exclusively to the distinguishing features of the cases. Thus, some caution is necessary when explaining contrasts between cases in terms of differences between them.

In terms of issues of reliability, validity, replicability, and generalizability, the comparative study is no different from the cross-sectional design. The comparative design is essentially two or more cross-sectional studies carried out at more or less the same point in time.

The comparative design can also be applied in relation to a qualitative research strategy. When this occurs, it takes the form of a multiple-case study (see Research in focus 3.17). In recent years, a number of writers have argued for a greater use of case study research that entails the investigation of more than one case. Indeed, in certain social science fields, like organization studies, this has become a common research design in its own right. Essentially, a multiple-case (or multi-case) study occurs whenever the number of cases examined exceeds one. The main argument in favour of the multiple-case study is that it improves theory building. By comparing two or more cases, the researcher is in a better position to establish the circumstances in which a theory will or

will not hold (Eisenhardt 1989; Yin 2009). Moreover, the comparison may itself suggest concepts that are relevant to an emerging theory.

Related to this point is the fact that there is a growing awareness that the case study and the multiple-case study in particular may play a crucial role in relation to the understanding of causality. However, this awareness reflects a different notion of causality from that outlined earlier in this chapter. In the discussion of independent and dependent variables above, the underlying perception of cause and effect is indicative of what is often referred to as a 'successionist' understanding of causation. As the term 'successionist' implies, the idea of causality entails an effect following on from (that is, succeeding) an independent variable that precedes it. Critical realism (see Key concept 2.3) operates with a different understanding of causation, which is to seek out generative mechanisms that are responsible for observed regularities in the social world and how they operate in particular contexts. Case studies are perceived by writers of a critical realist persuasion to have an important role for research within this tradition, because the intensive nature of most case studies enhances the researcher's sensitivity to the factors that lie behind the operation of observed patterns within a specific context (Ackroyd 2009). The multiple-case study offers an even greater opportunity, because the researcher will be in a position to examine the operation of generative causal mechanisms in contrasting or similar contexts. Thus, Delbridge's (2004) ethnographic study of two 'high-performance' companies in south Wales was able to identify in both firms patterns of resistance and independence that persisted in spite of management efforts to intensify work and to minimize slack in the production process. However, the extent to which informal organization and subversion were found to operate differed considerably between the two firms, and important to this variation was the quality of the relationships between the workers themselves. This represents the causal mechanism producing the variation in resistance between the two factories. The crucial contextual factor was the operation of a blame culture in one of the firms (a Japanese-owned company), whereby any mistake had to be attributed to an individual, which had implications for the quality of relationships among the operatives because of the disputes and disagreements that ensued. Consequently, through the use of a multiple-case study, Delbridge was able to show how variation in informal organization and resistance (an observed regularity) could be understood through its generative causal mechanism (the quality of worker relationships) and through the significance of context (the presence or otherwise of a blame culture).



Research in focus 3.17

A multiple-case study of British companies

In their study of the factors that contribute to competitive success among large British companies, Pettigrew and Whipp (1991) adopted a multiple-case study approach. They examined eight companies, which were made up of a successful and an unsuccessful company in each of three commercial sectors (automobile manufacturing; merchant banking; and book publishing). An additional company drawn from life insurance was also included in the sample. By strategically choosing companies in this way, they could establish the common and differentiating factors that lay behind the successful management of change.

Research in focus 3.17 describes one approach to selecting cases for a multiple-case study. In this illustration, cases were selected on the basis that they represented extreme types—namely, successful and unsuccessful firms, and their operation in certain commercial sectors. Research in focus 3.18 provides another example. In this second example, cases were selected on the basis of quantitative **indicators** of economic deprivation. For example, both the economically deprived areas in Edinburgh

and Glasgow were in the top 5 per cent of deprived areas in Scotland. With case selection approaches such as these, the findings that are common to the cases can be just as interesting and important as those that differentiate them. It is also worth pointing out that, although Research in focus 3.17 and 3.18 both used a comparative design using a multiple-case study approach, the former employed a predominantly qualitative research strategy, whereas the latter used a predominantly quantitative one.



Research in focus 3.18


A multiple-case study of Scottish neighbourhoods

Atkinson and Kintrea (2001) were interested in the implications of what are known as *area effects*. Area effects, as their name implies, are to do with the implications of living or working in an area for life chances and attitudes. The issue with which these authors were concerned was to do with the implications of area effects for the experience of poverty among those who are economically deprived. More specifically, is the experience of poverty worse if one lives in a poor area than if one lives in an economically mixed area? Are those who are economically disadvantaged more likely to experience social exclusion in one type of area rather than another (that is, economically deprived or mixed)? The researchers selected an economically disadvantaged area and an economically and socially mixed area in Glasgow for comparison. They selected a similar pair of areas in Edinburgh, thus allowing a further element of comparison because of the greater buoyancy of this city compared to Glasgow. Thus, four areas were selected altogether and samples in each were questioned using a survey instrument. The quantitative comparisons of the data led the researchers to conclude that, by and large, it is 'worse to be poor in a poor area than one which is socially mixed' (Atkinson and Kintrea 2001: 2295).

However, not all writers are convinced about the merits of multiple-case study research. Dyer and Wilkins (1991), for example, argue that a multiple-case study approach tends to mean that the researcher pays less attention to the specific context and more to the ways in which the cases can be contrasted. Moreover, the need to forge comparisons tends to mean that the researcher needs to develop an explicit focus at the outset, whereas critics of the multiple-case study argue that it may be advantageous to adopt a more open-ended approach in many instances. These concerns about retaining contextual insight and a rather more unstructured research

approach are very much associated with the goals of the qualitative research strategy (see Chapter 17).

The key to the comparative design is its ability to allow the distinguishing characteristics of two or more cases to act as a springboard for theoretical reflections about contrasting findings. It is something of a hybrid, in that in quantitative research it is frequently an extension of a cross-sectional design and in qualitative research it is frequently an extension of a case study design. It even exhibits certain features that are similar to experiments and quasi-experiments, which also rely on the capacity to forge a comparison.



Bringing research strategy and research design together

Finally, we can bring together the two research strategies covered in Chapter 2 with the research designs outlined in this chapter. Table 3.1 shows the typical form associated with each combination of research strategy and research design and a number of examples that either have been encountered so far or will be covered in later chapters. Table 3.1 refers also to research methods that will be encountered in later chapters but that have not been referred to so far. The Glossary will give you a quick reference to terms used that are not yet familiar to you.

Strictly speaking, Table 3.1 should comprise a third column for mixed methods research, as an approach that combines both quantitative and qualitative research. This has not been done, because the resulting table would be too complicated, since mixed methods research can entail the combined use of different research *designs* (for example, a cross-sectional design and a multiple-case study) as well as methods. However, the quantitative and qualitative components of some of the mixed methods studies referred to in this book *are* included in the table.

Table 3.1

Research strategy and research design		
Research design	Research strategy	
	Quantitative	Qualitative
Experimental	<p><i>Typical form.</i> Most researchers using an experimental design employ quantitative comparisons between experimental and control groups with regard to the dependent variable.</p> <p><i>Examples.</i> Research in focus 3.2, 3.4.</p>	<p>No typical form. However, Bryman (1988a: 151–2) notes a study in which qualitative data on schoolchildren were collected within a quasi-experimental research design.</p>
Cross-sectional	<p><i>Typical form.</i> Survey research or structured observation on a sample at a single point in time. Content analysis on a sample of documents.</p> <p><i>Examples.</i> Research in focus 2.9, 3.8, 8.1, 8.4, 12.4, 13.2, 14.1.</p>	<p><i>Typical form.</i> Qualitative interviews or focus groups at a single point in time. Qualitative content analysis of a set of documents relating to a single period.</p> <p><i>Examples.</i> Research in focus 2.3, 2.9, 3.9, 20.4 (see also Table 1.1); Thinking deeply 3.3.</p>
Longitudinal	<p><i>Typical form.</i> Survey research on a sample on more than one occasion, as in panel and cohort studies. Content analysis of documents relating to different time periods.</p> <p><i>Examples.</i> Research in focus 3.10, 3.11, 3.13.</p>	<p><i>Typical form.</i> Ethnographic research over a long period, qualitative interviewing on more than one occasion, or qualitative content analysis of documents relating to different time periods.</p> <p>Such research warrants being dubbed longitudinal when there is a concern to map change.</p> <p><i>Examples.</i> Research in focus 3.12, 17.4.</p>
Case study	<p><i>Typical form.</i> Survey research on a single case with a view to revealing important features about its nature.</p> <p><i>Examples.</i> The choice by Goldthorpe et al. (1968) of Luton as a site for testing the thesis of <i>embourgeoisement</i>; the study by Westergaard et al. (1989) of the effects of redundancy at a Sheffield steel plant (Research in focus 7.2).</p>	<p><i>Typical form.</i> The intensive study by ethnography or qualitative interviewing of a single case, which may be an organization, life, family, or community.</p> <p><i>Examples.</i> Research in focus 2.6, 3.14, 19.1, 20.4.</p>
Comparative	<p><i>Typical form.</i> Survey research in which there is a direct comparison between two or more cases, as in cross-cultural research.</p> <p><i>Examples.</i> Research in focus 2.4; Gallie (1978).</p>	<p><i>Typical form.</i> Ethnographic or qualitative interview research on two or more cases.</p> <p><i>Examples.</i> Research in focus 3.17, 3.18, 17.3.</p>

The distinctions are not always perfect. In particular, in some qualitative research it is not obvious whether a study is an example of a longitudinal design or a case study design. Life history studies, research that concentrates on a specific issue over time (e.g. Deacon, Fenton, and Bryman 1999), and ethnography in which the researcher charts change in a single case are examples of studies that cross the two types. Such studies are perhaps better conceptualized as longitudinal case studies rather

than as belonging to one category of research design or another. A further point to note is that there is no typical form in the qualitative research strategy/experimental research design cell. Qualitative research in the context of true experiments is very unusual. However, as noted in the table, Bryman (1988a) refers to a qualitative study by Hall and Guthrie (1981), which employed a quasi-experimental design.



Key points

- There is an important distinction between a research method and a research design.
- It is necessary to become thoroughly familiar with the meaning of the technical terms used as criteria for evaluating research: reliability; validity; replicability; and the types of validity (measurement, internal, external, ecological).
- It is also necessary to be familiar with the differences between the five major research designs covered: experimental; cross-sectional; longitudinal; case study; and comparative. In this context, it is important to realize that the term 'experiment', which is often used somewhat loosely in everyday speech, has a specific technical meaning.
- There are various potential threats to internal validity in non-experimental research.
- Although the case study is often thought to be a single type of research design, it in fact has several forms. It is also important to be aware of the key issues concerned with the nature of case study evidence in relation to issues like external validity (generalizability).



Questions for review

- In terms of the definitions used in this book, what are the chief differences between each of the following: a research method; a research strategy; and a research design?

Criteria in social research

- What are the differences between reliability and validity and why are these important criteria for the evaluation of social research?
- Outline the meaning of each of the following: measurement validity; internal validity; external validity; and ecological validity.
- Why have some qualitative researchers sought to devise alternative criteria from reliability and validity when assessing the quality of investigations?
- Why have some qualitative researchers *not* sought to devise alternative criteria from reliability and validity when assessing the quality of investigations?

Research designs

- What are the main research designs that have been outlined in this chapter?
- A researcher reasons that people who read broadsheet newspapers are likely to be more knowledgeable about personal finance than readers of tabloid newspapers. He interviews 100 people

about the newspapers they read and their level of financial knowledge. Sixty-five people read tabloids and thirty-five read broadsheets. He finds that the broadsheet readers are on average considerably more knowledgeable about personal finance than tabloid readers. He concludes that reading broadsheets enhances levels of knowledge of personal finance. Assess his reasoning.

Experimental design

- How far do you agree with the view that the main importance of the experimental design for the social researcher is that it represents a model of how to infer causal connections between variables?
- Following on from the previous question, if experimental design is so useful and important, why is it not used more?
- What is a quasi-experiment?

Cross-sectional design

- In what ways does the survey exemplify the cross-sectional research design?
- Assess the degree to which the survey researcher can achieve internally valid findings.
- To what extent is the survey design exclusive to quantitative research?

Longitudinal design(s)

- Why might a longitudinal research design be superior to a cross-sectional one?
- What are the main differences between panel and cohort designs in longitudinal research?

Case study design

- What is a case study?
- Is case study research exclusive to qualitative research?
- What are some of the principles by which cases might be selected?

Comparative design

- What are the chief strengths of a comparative research design?
- Why might comparative research yield important insights?



Online Resource Centre

www.oxfordtextbooks.co.uk/orc/brymansrm4e/


Visit the Online Resource Centre that accompanies this book to enrich your understanding of research designs. Consult web links, test yourself using multiple choice questions, and gain further guidance and inspiration from the Student Researcher's Toolkit.

4

Planning a research project and formulating research questions

Chapter outline

Introduction	80
Getting to know what is expected of you by your institution	80
Thinking about your research area	81
Using your supervisor	81
Managing time and resources	82
Formulating suitable research questions	85
Criteria for evaluating research questions	90
Writing your research proposal	92
Preparing for your research	92
Doing your research and analysing your results	93
<i>Checklist</i>	94
<i>Key points</i>	95
<i>Questions for review</i>	95





Chapter guide


The goal of this chapter is to provide advice to students on some of the issues that they need to consider if they have to prepare a dissertation based upon a relatively small-scale project. Increasingly, social science students are required to produce such a dissertation as part of the requirements for their degrees. In addition to providing help with the conduct of research, which will be the aim of the chapters that come later in this book, more specific advice on tactics in carrying out and writing up social research for a dissertation can be useful. It is against this background that this chapter has been written. The chapter explores a wide variety of issues, such as:

- advice on timing;
- advice on generating research questions;
- advice on conducting a project;
- advice on writing a research proposal.

Introduction

This chapter has been written to provide some advice for readers who might be carrying out a research project of your own. The chapters that follow in Parts Two, Three, and Four of this book will then provide more detailed information about the choices available to you and how to implement them. But beyond this, how might you go about conducting a small project of your own? I have in mind here the kind of situation that is increasingly common among degree programmes in the social sciences—

the requirement to write a dissertation often of around 8,000 to 15,000 words. In particular, I have in mind the needs of undergraduate students, but it may be that students on postgraduate degree programmes will also find some of the observations I make helpful. Also, the advice is really concerned with students conducting projects with a component of empirical research in which they collect new data or perhaps conduct a secondary analysis of existing data.




Getting to know what is expected of you by your institution

Your institution or department will have specific requirements concerning a wide variety of different features that your dissertation should comprise and a range of other matters relating to it. These include such things as: the form of binding; how it is to be presented; whether an abstract is required; how big the page margins should be; the format for referencing; number of words; perhaps the structure of the dissertation; how much advice you can get from your supervisor; whether or not a proposal

is required; plagiarism; deadlines; how much (if any) financial assistance you can expect; and so on.


The advice here is simple: *follow the requirements, instructions, and information you are given*. If anything in this book conflicts with your institution's guidelines and requirements, ignore this book! I very much hope this is not something that will occur very much, but if it does, keep to the guidelines your institution gives you.



Thinking about your research area

The chances are that you will be asked to start thinking about what you want to do research on well before you are due to start work on your dissertation. It is worth giving yourself a good deal of time. As you are doing your

various modules, begin to think about whether there are any topics that might interest you and that might provide you with a researchable area.



Using your supervisor

Most institutions that require a dissertation or similar component allocate students to supervisors. Institutions vary quite a lot in what can be expected of supervisors; in other words, they vary in terms of what kinds of and how much assistance supervisors will give to students allocated to them. Equally, students vary a great deal in how frequently they see their supervisors and in their use of them. My advice here is simple: use your supervisor to the fullest extent that you are allowed and follow the pointers you are given by him or her. Your supervisor will almost certainly be someone who is well versed in the research process and who will be able to provide you with help and feedback at all stages of your research, subject to your institution's strictures in this regard. If your supervisor is critical of your research questions, your interview schedule, drafts of your dissertation, or whatever, try to respond positively. Follow the suggestions that he or she provides, since the criticisms will

invariably be accompanied by reasons for the criticisms and suggestions for revision. It is not a personal attack. Supervisors regularly have to go through the same process themselves when they submit an article to a peer-refereed journal or apply for a research grant or give a conference paper. So respond to criticisms and suggestions positively and be glad that you are being given the opportunity to address deficiencies in your work before it is formally examined.

A further point is that students who get stuck at the start of their dissertations or who get behind with their work sometimes respond to the situation by avoiding their supervisors. They then get caught up in a vicious circle that results in their work being neglected and perhaps rushed at the end. Try to avoid this situation by confronting the fact that you are experiencing difficulties in getting going or are getting behind and seek out your supervisor for advice.



Student experience Using supervisors

Several students wrote about the role that their supervisors played in their research projects. Isabella Robbins mentions that her supervisor played an important role in relation to her analysis of her qualitative data.

The emerging themes were strong and in that sense the analysis was not problematic, but I guess the problems came in mapping the analysis onto the theory. My way of dealing with this was to talk about the analysis at supervisions and to incorporate the ideas that came of these discussions.

Cornelius Grebe provided the following advice about relationships with supervisors:

I have learned to be very clear about my expectations of my supervisors: what kind of professional and personal relationship I thrive in and what form of support exactly I need from them.



To read more about Isabella's and Cornelius's research experiences, go to the Online Resource Centre that accompanies this book at: www.oxfordtextbooks.co.uk/orc/brymansrm4e/




Supervisor experience

How to annoy your dissertation supervisor and cause yourself problems: five easy steps

Supervisors were asked about some of the chief frustrations associated with supervising dissertation students. There were some recurring themes in their responses. Here are some easy ways to annoy your supervisor and create problems for yourself:

1. *Don't turn up to pre-arranged supervision meetings.* Quite aside from the rudeness of doing this, a failure to turn up begins to ring alarm bells about whether the student is veering off course.
2. *Leave the bulk of the work until the last minute.* Supervisors know full well that research must be paced because it requires a great deal of forethought and because things can go wrong. The longer students leave their dissertation work, the more difficult it becomes to do thorough research and to rectify problems.
3. *Ignore what your supervisor advises you to do.* Supervisors are extremely experienced researchers, so that ignoring their advice is irritating and certainly not in a student's interest.
4. *Hand in shoddy drafts as late as possible.* It is not your supervisor's role to write the dissertation for you, so you should hand in work that allows him or her to offer advice and suggestions, not a rewrite of your work. Also, supervisors have several dissertation students as well as other often urgent commitments, so they need to be given a reasonable amount of time to consider your work.
5. *Forget what you were taught in your research methods module or your research training module.* Instruction that you will have received on how to do research was meant to help you with your future research needs; it was not a hurdle for you to jump over and then move on.



Managing time and resources

All research is constrained by time and resources. There is no point in working on research questions and plans that cannot be seen through because of time pressure or because of the costs involved. Two points are relevant here.

1. Work out a timetable—preferably in conjunction with your supervisor—detailing the different stages of your research (including the review of the literature and writing up). The timetable should specify the different stages and the calendar points at which you

should start and finish them. Some stages are likely to be ongoing—for example, searching the literature for new references (see below)—but that should not prove an obstacle to developing a timetable. Securing access to an organization is sometimes required for student projects, but students typically underestimate the time it can take to do this. For his research on commercial cleaning, Ryan (2009) spent nearly two years trying to secure access to a suitable firm.



Student experience

Managing time

One of the most difficult aspects of doing a research project for many students is managing their time. Sarah Hanson was explicit on this point:

Never underestimate how long it will take you to complete a large project like a dissertation. Choose a topic you have passion about. The more you enjoy your research the more interesting it will be to read. Be organized: post-it notes, folders, wall planners, anything that keeps you on track from day to day will help you not to be distracted from the purpose of your study.

Both Hannah Creane and Lily Taylor felt that, unless your time is managed well, the analysis phase tends to be squeezed—often with undesirable consequences. Indeed, it is my experience too from supervising students' dissertations that they allow far too little time for data analysis and writing up. Here is what Hannah and Lily respectively wrote in response to a question asking what one single bit of advice they would give to others.

Get your research done as soon as possible. The process of analysis is pretty much an ongoing one and can take a very long time, so the sooner you have all your data compiled the better. It also means that you have more time to make more extensive analysis rather than just noticing the surface emergent trends.

Make sure you give yourself enough time to carry out the project, don't underestimate the amount of time data analysis can take!

Amy Knight felt she managed her time quite well when preparing an undergraduate dissertation on gender and recycling:

Effective time management is needed when completing a large research project such as a dissertation. I spent a lot of my summer between my second and third year collecting relevant literature and putting together draft chapters. I would also recommend setting personal targets—for example, aiming to complete the literature review chapter within a month of starting your third year. Setting targets worked well for me as it spread my workload; it also meant that I could get effective feedback from my dissertation supervisor with plenty of time to make adjustments.

Similarly, Rebecca Barnes wrote that, if she was doing her research again:

I would also allocate more time for data analysis and writing, as largely because of the long period of time which it took to recruit participants, these phases of my research were subject to considerable time pressures.



To read more about Sarah's, Hannah's, Lily's, Amy's, and Rebecca's research experiences, go to the Online Resource Centre that accompanies this book at: www.oxfordtextbooks.co.uk/orc/brymansrm4e/

2. Find out what, if any, resources can be put at your disposal for carrying out your research. For example, will you receive help from your institution with such things as travel costs, photocopying, secretarial assistance, postage, stationery, and so on? Will the institution be able to loan you hardware such as recording equipment and transcription machines if you need to record and transcribe your interviews? Has it got the software you need, such as **SPSS** or a qualitative data analysis package like **NVivo**? This kind of information will help you to establish how far your research design and methods are financially feasible and practical. The

imaginary 'gym study' used in Chapter 15 is an example of an investigation that would be feasible within the kind of time frame usually allocated to undergraduate and postgraduate dissertations. However, it would require such facilities as: typing up the questionnaire, which nowadays students can usually do for themselves with the help of word-processing programs; photocopying covering letters and questionnaires; postage for sending the questionnaires out and for any follow-up letters to non-respondents; return postage for the questionnaires; and the availability of a quantitative data analysis package like SPSS.



Supervisor experience

Allow time to gain access and for ethical scrutiny

One area where students often fail to build in sufficient time when conducting research projects is to do with the tendency to underestimate how much time it can take to gain access to organizations and other settings and to get clearance for their research through an ethics committee. Access issues are mainly covered in Chapter 19 and ethical issues in Chapter 6. Some institutions adopt a relatively light-touch approach over ethics, provided no obvious ethical issues are suggested by a student's proposal. Others submit all proposals to more detailed scrutiny. Supervisor A wrote:

Criminological subject matter does not lend itself easily to empirical study by dissertation: one often wishes to study illegal and upsetting subjects that raise a range of ethical concerns (**informed consent**; researcher safety; data confidentiality; disclosure), that, combined with access difficulties, mean resolution timescales are often well beyond the time available to students.

It is also clear that many supervisors act as initial ethical advisers and steer students away from ethically questionable topics or approaches. Supervisor C wrote that he intervened in students' choice of topic and/or research methods 'when there is a clear possibility of ethical problems or the proposed timetable is unrealistic or if the methods are incongruent with the research aims'.

Supervisor F wrote: 'Topics are chosen by students—where these raise ethical or practical issues students are encouraged to reflect on their choices and the issues raised.' Supervisor I took a similar view: 'I help to steer them away from topics where there might be problems accessing data, ensuring safety in undertaking data collection (especially qualitative fieldwork) or dealing with ethical issues.' The very fact that your initial ideas about your research may have to be reconsidered because of ethical concerns is likely to slow down your research slightly, so it is worth giving ethical and access issues consideration very early on.



Student experience

Devising a timetable for writing up

Lily Taylor found it helpful to have a timetable of deadlines for the different sections of the report she had to write.

I produced a first draft of my report and made sure that I got it done in plenty of time before the deadline. I was then able to go over my work and make the necessary changes. I made sure that I had a checklist with mini deadlines for each section. This made sure that I kept on top of my work and progressed at a steady rate.

Isabella Robbins writes that she 'devised a writing up timetable with a plan of the thesis'. Cornelius Grebe adopted a similar approach to his writing up. He writes: 'I agreed submission dates for individual draft chapters with my supervisors.'



To read more about Lily's, Isabella's, and Cornelius's research experiences, go to the Online Resource Centre that accompanies this book at: www.oxfordtextbooks.co.uk/orc/brymansrm4e/



Student and supervisor experience

Leave enough time for analysis and writing

I have long held the view that a recurring error in students' preparations for their dissertations is that many do not allow sufficient time for the analysis and writing-up stages. This tendency results in both of these stages being rushed, when they actually require a great deal of time for reflection and redrafting. Several of the supervisors reported similar experiences with their students.

Supervisor C wrote that one of the most common problems encountered by dissertation students was not allowing 'sufficient time for re-drafting' and for Supervisor G it was 'leaving the writing until the last minute'. Several of them also commented that they encourage their students to consider issues about analysis *before* the collection of the data. Supervisor D writes that a common refrain is: 'I've collected all this data and I don't know what to do with it!' This supervisor went on to write that he or she encourages students

to think about their analysis during or shortly after the construction of their research questions. By the time they are thinking about research design they should have a rough idea about what their analysis will look like (i.e. they must do as it will link their research design to their research questions).

Several of the students made similar observations about their own experiences. For example, Alice Palmer notes of her own experience with writing:


As long as you have something written, you are on your way to improving it. I aimed to write a couple of hundred words a day, no matter how inspired I was feeling. I wrote more if I felt it was going well, but at least I could steadily move towards a target, which is less stressful than having no idea where you will be in a week's time.

Mark Girvan writes of a group project in which he was involved:

DO NOT leave things late! Our research project suffered through a lack of urgency, meaning that we did not have as much time as we would have liked to write up our report. Too much was left to the last minute, which meant that what we produced was not of the high quality of which we believe we were capable.

There is a clear message in the material covered in this section: allow sufficient time for the various stages of the research process. Gaining access, analysing data, and writing up findings have been particularly highlighted as areas where students often miscalculate the amount of time required. Another time-related issue is that it can sometimes take a lot longer than you might think to secure clearance from research ethics committees to conduct your investigation. The issue of ethics is given more detailed consideration in Chapter 6. However, one final point needs to be registered: even with a really well-planned project, unexpected problems can throw out your timetable. For example, McDonald, Townsend, and Waterhouse (2009) report that for their research

they successfully negotiated access to the Australian organizations that were involved in a number of research projects in which they were engaged. However, changes to personnel meant that those who had agreed to give them access (often called 'gatekeepers' in the research methods literature) left or moved on, so that the researchers had to forge new relationships and effectively had to renegotiate the terms of their investigations, which slowed the progress of their research down considerably. Such disruptions to one's research are impossible to predict. It is important not only to realize that they can occur but also to introduce a little flexibility into your research timetable so that you can reduce their impact.



Formulating suitable research questions

Many students want to conduct research into areas that are of personal interest to them. This is not a bad thing at all and, as I noted in Chapter 2, many social researchers start from this point as well (see also Lofland and Lofland 1995: 11–14). However, you must move on to develop research questions. This recommendation applies to qualitative research as well as quantitative research. As is explained in Chapter 17, qualitative research tends to be more open-ended than quantitative research, and in Chapter 19 I refer to some notable studies that appear not to have been driven by specific research questions. However, very open-ended research is risky and can lead

to the collection of too much data and, when it comes to writing up, to confusion about your focus. So, unless your supervisor advises you to the contrary, I would definitely formulate some research questions, even if they turn out to be somewhat less specific than the kinds we often find in quantitative research. In other words, what is it about your area of interest that you want to know?

As noted in Chapter 1, research questions have many uses and you should resist the temptation of not formulating them or delaying their formulation. But do remember that your research questions must have a clear social scientific (for example, sociological) angle.



Thinking deeply 4.1

Marx's sources of research questions

Marx (1997) suggests the following as possible sources of research questions.

- Intellectual puzzles and contradictions.
- The existing literature.
- Replication.
- Structures and functions. For example, if you point to a structure such as a type of organization, you can ask questions about the reasons why there are different types and the implications of the differences.
- Opposition. Marx identifies the sensation of feeling that a certain theoretical perspective or notable piece of work is misguided and of exploring the reasons for your opposition.
- A social problem. But remember that this is just the source of a research question; you still have to identify social scientific (for example, sociological) issues in relation to a social problem.
- 'Gaps between official versions of reality and the facts on the ground' (Marx 1997: 113). An example here is something like Delbridge's (1998) fascinating ethnographic account of company rhetoric about Japanese work practices and how they operate in practice.
- The counter-intuitive. For example, when common sense seems to fly in the face of social scientific truths.
- 'Empirical examples that trigger amazement' (Marx 1997: 114). Marx gives, as examples, deviant cases and atypical events.
- New methods and theories. How might they be applied in new settings?
- 'New social and technical developments and social trends' (Marx 1997: 114).
- Personal experience.
- Sponsors and teachers. But do not expect your teachers to provide you with detailed research questions.

Marx (1997) has suggested a wide range of possible sources of research questions (see Thinking deeply 4.1). As this list makes clear, research questions can derive from a wide variety of contexts. Figure 4.1 brings out the main steps in developing research questions. Research questions in quantitative research are sometimes more specific than in qualitative research. Indeed, some qualitative researchers advocate a very open approach with no research questions. This is a very risky approach,

because it can result in collecting lots of data without a clear sense of what to observe or what to ask your interviewees. There is a growing tendency for qualitative researchers to advocate a somewhat more focused approach to their craft (e.g. Hammersley and Atkinson 1995: 24–9).

As Figure 4.1 implies, we usually start out with a general research area that interests us. It may derive from any of several sources:



Student experience

Theory as an influence on research questions

Rebecca Barnes's interest in feminist theories relating to patriarchy influenced her selection of woman-to-woman partner abuse as a focus for her enquiries.

I became interested in the topic of woman-to-woman partner abuse as an undergraduate. My first encounter with this subject area took the form of a theoretical engagement with feminist explanations for domestic violence—primarily emphasizing patriarchy—and the ways in which emerging knowledge about violence and abuse in female same-sex relationships challenges this understanding. It was as a result of this first encounter that I became aware of the scarcity of research in this area, particularly in the UK, where this subject was

virtually uncharted territory. I was at this point interested in pursuing postgraduate study, and thus decided to conduct my own UK-based study of woman-to-woman partner abuse for my Ph.D.

Theoretical ideas stimulated Gareth Matthews's interest in migrant labour. In his case, it was labour process theory that was the focus of his theoretical enquiry.

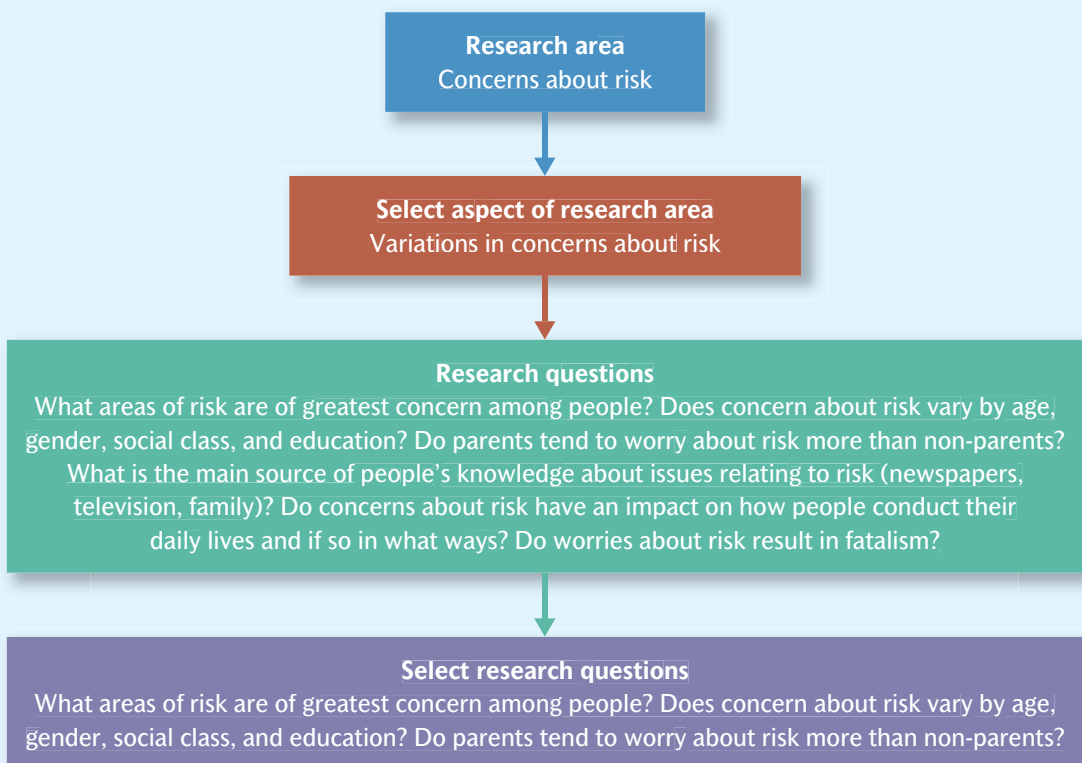
Primarily, my interest stems from a more general interest in Marxist labour process theory, which I believe to be highly relevant to an understanding of the content of modern work-forms as well as the claims that are made by academics about these. Since Braverman published *Labour and Monopoly Capital* in 1974, the labour process debate has taken many twists and turns, and the 'core' elements of the theory are now somewhat different from those expounded by Braverman. I do not seek simply to reiterate the importance of Braverman's formulation, but instead have attempted to explore the space between this and more modern theoretical propositions—in the light of real and perceived changes in the world of work and workers. . . . Essentially, my approach stems from the belief that the employment relation cannot simply be 'read off' from analyses of the content of jobs, and that it must instead be examined through an analysis of forces that operate at various levels (i.e. the workplace, the labour market, the state, etc.), and from the interaction between these forces and employers' necessarily contradictory aims and pressures.



To read more about Rebecca's and Gareth's research experiences, go to the Online Resource Centre that accompanies this book at: www.oxfordtextbooks.co.uk/orc/brymansrm4e/

Figure 4.1

Steps in selecting research questions



- *Personal interest/experience.* As I pointed out in Chapters 1 and 2, my interest in theme parks can be traced back to a visit to Disney World in Orlando in 1991 and my interest in the representation of social science research in the mass media to a difficult encounter with the press referred to in Chapters 1 and 2.
- *Theory.* Someone might be interested in testing or exploring aspects of labour process theory or in the theory of the risk society or the implications of Actor Network Theory for the use of technologies in everyday life.
- *The research literature.* Studies relating to a research area like modern consumerism might stimulate an interest in the nature of the shopping experience in contemporary society. Writing about the field of organization studies, Sandberg and Alvesson (2011) note that spotting gaps in the literature is the chief way of identifying research questions. The chief strategies for doing this are: spotting overlooked or under-researched areas and identifying areas of research that have not been previously examined using a particular theory or perspective.
- *Puzzles.* An interesting example of this can be found in a research article by Hodson (2004) in which he employs data from the Workplace Ethnography Project (see Research in focus 13.4). In this article he notes that writings on modern work imply two rather inconsistent views concerning the extent to which workplaces today are a source of social fulfilment. Some writers construe modern workplaces as intrinsically attractive environments to which people are drawn; others writers view people's commitment to social life at the workplace as stemming from job and career insecurities. Hodson set up these two different points of view explicitly as essentially rival hypotheses. Similarly, Wright et al. (2006) collected semi-structured interview data on street robbers in the UK to shed light on two different views of the motivation for engaging in this crime. One view, which draws on rational choice theory, depicts street robbery as motivated by a trade-off between the desire for financial gain against the necessity to reduce the likelihood of detection. The other view of street robbery portrays it as a cultural activity from which perpetrators derived an emotional thrill and which helped to sustain a particular lifestyle.
- *New developments in society.* Examples might include the rise of the Internet and the diffusion of new models of organization—for example, call centres.
- *Social problem.* An example might be the impact of asylum-seekers being viewed as a social problem by some sectors of society. This seems to have been one of the main factors behind the work of Lynn and Lea (2003), who examined the discourses surrounding the notion of the asylum-seeker in the UK (see Research in focus 22.7).

These sources of interest are not mutually exclusive. For example, the investigation reported in Research in focus 2.1 was motivated by at least two of the above sources: an interest in exploring the concept of social capital (theory) and understanding the process of gentrification (a new development in society).

As these types of source suggest, in research we often start out with a general research area that interests us. This research area has to be narrowed down so that we



Student experience

New developments in society as a spur to research questions

Lily Taylor was interested in the role of debt on the student experience. What, in other words, is the impact of top-up fees on students' experiences of higher education?

Increasingly today more students are put off university because of the amount of debt most students will leave with. Particularly with the topical debate at the time over the tuition fee system and top-up fees, I believed it was an interesting area to look at. Students are supposed to be concerned and worried about essay deadlines and attending lectures and seminars, yet finance today seems to be the main anxiety for most university students.



To read more about Lily's research experiences, go to the Online Resource Centre that accompanies this book at: www.oxfordtextbooks.co.uk/orc/brymansrm4e/

can develop a tighter focus, out of which research questions can be developed. We can depict the process of generating research questions as a series of steps that are suggested in Figure 4.1. The series of stages is meant to indicate that, when developing research questions, the researcher is involved in a process of progressive focusing down so that he or she moves from a general research area down to specific research questions. In making this movement, we have to recognize that:

- We cannot answer all the research questions that occur to us. This is not just to do with issues of time and the cost of doing research. It is very much to do with the fact that we must keep a clear focus, so that our research questions must relate to each other and form a coherent set of issues.
- We therefore have to select from the possible research questions that we arrive at.



Student experience

The nature of research questions

Some of the students worked with quite explicit and narrowly formulated research questions. For example, Rebecca Barnes writes:

My research questions were: What forms and dynamics of abuse do women experience in same-sex relationships? What opportunities and challenges do women experience with respect to seeking support for woman-to-woman partner abuse? What impacts does being abused by a female partner have upon women's identities and biographies? How are women's accounts of woman-to-woman partner abuse similar to and different from heterosexual women's accounts of partner abuse?

Isabella Robbins was similarly explicit about her research questions:

1. How do mothers frame their decisions regarding childhood vaccination? In particular, do they present this as a matter of moral obligation (to their child/to the community)?
2. Do mothers consider they have a choice regarding childhood vaccination? If so, in what sense do they see this as a choice and what, if any, constraints do they identify as they seek to exercise that choice?
3. How do women place themselves and their decisions about childhood vaccination, in terms of the discourse of risk, responsibility, autonomy, and expertise?
4. What role do women accord to partners, mothers, siblings, and professionals in their decision-making about childhood vaccination?

Others opted for research questions that were somewhat more general and wider in focus. Erin Sanders writes of her research questions for her study:

What are the policy goals of women's NGOs in Thailand? How do these goals relate to the needs of women in the sex industry?

In a similar vein, Gareth Matthews writes:

My research questions were quite general. (i) What is the role of migrant workers in the UK's hospitality sector? (ii) What can this tell us about the relevance and usefulness of Marxist labour process theory?

Gareth went on to write:

These questions stem from my theoretical concerns, and a desire for the thesis to be guided by the findings and theoretical developments in relation to these findings during the course of the research. I did not want to begin with a specific hypothesis, and then to proceed by attempting to 'prove' or 'disprove' this, but sought instead to start with a general theoretical belief about work, and then to remain open-minded so as to allow the direction of research to be guided by the qualitative findings as they unfolded.



To read more about Rebecca's, Isabella's, Erin's, and Gareth's research experiences, go to the Online Resource Centre that accompanies this book at: www.oxfordtextbooks.co.uk/orc/brymansrm4e/

- In making our selection, we should be guided by the principle that the research questions we choose should be related to one another. If they are not, our research will probably lack focus and we may not make as clear a contribution to understanding as would be the case if research questions were connected. Thus, in the example in Figure 4.1, the research questions relating to risk are closely connected.

In the section on ‘Criteria for evaluating research questions’ below some suggestions are presented about the kinds of considerations that should be taken into account when developing your own research questions.

Criteria for evaluating research questions

Research questions for a dissertation or project exhibit the following characteristics.

- They should be *clear*, in the sense of being intelligible.
 - They should be *researchable*—that is, they should allow you to do research in relation to them. This means that they should not be formulated in terms that are so abstract that they cannot be converted into researchable terms.
 - They should have some *connection(s) with established theory and research*. This means that there should be a literature on which you can draw to help illuminate how your research questions should be approached. Even if you find a topic that has been scarcely addressed by social scientists, it is unlikely that there will be no relevant literature (for example, on related or parallel topics).
 - Your research questions should be *linked* to each other. Unrelated research questions are unlikely to be acceptable, since you should be developing an argument in your dissertation. You could not very readily construct a single argument in relation to unrelated research questions.
 - They should at the very least hold out the prospect of being able to make an *original contribution*—however small—to the topic.
 - The research questions should be *neither too broad* (so that you would need a massive grant to study them) *nor too narrow* (so that you cannot make a reasonably significant contribution to your area of study).
- If you are stuck about how to formulate research questions (or indeed other phases of your research), it is always a good idea to look at journal articles or research monographs to see how other researchers have formulated them. Also, look at past dissertations for ideas as well. Marx (1997) has suggested a wide range of sources of research questions (see Thinking deeply 4.1). What should also become clear is that it is crucial for research questions to be justified. They should not be free floating. You need to show how your research questions came about and why they are important. Marx’s list of sources of research questions in Thinking Deeply 4.1 is helpful, but you have to demonstrate the link between your research questions and those sources. As noted in the third point in the list of bullet points that precedes this paragraph, it is recommended that research questions ‘should have some connection(s) with established theory and research’, but in addition to the questions *having* a connection, that connection has to be *demonstrated*. As an example we can examine the study from Research in focus 1.1 (see also Table 1.1). The researchers begin by noting the results of research showing that the British power elite is dominated by Oxford and Cambridge undergraduates, which leads Zimdars et al. (2009) to propose that admissions tutors at these universities act as gatekeepers to entry into the elite. They also note the potential significance for understanding this process of social reproduction of Bourdieu’s theory of cultural reproduction, which ‘seeks to explain the link between social class of origin and social class of destination in terms of the impact of cultural capital on educational attainment’ (Zimdars et al. 2009: 650). In a section with the heading ‘Research Questions’, the authors go on to write that they ‘aim to assess whether cultural capital is linked to success in gaining admission to Oxford University for those who apply’ (Zimdars et al. 2009: 653). Following a set of reflections on the issue, they outline their five research questions, which can be found in Research in focus 1.1. Thus, the authors justify and demonstrate the significance of their research questions through identifying a social problem and the literature relating to it and then proposing the use of an established theoretical perspective (Bourdieu’s theory of cultural capital and its role in social and cultural reproduction) as a plausible account of the process of social and cultural reproduction. Thus, the authors take the reader through the rationale and justification for their research questions by forging several links with a social problem, the research literature relating to it, and a theoretical tradition.



Supervisor experience

The problem of research questions

Several of the supervisors were contacted for their views on the experiences of students doing small projects, dissertations, and theses. They were asked whether they felt it is important for students to formulate research questions; all nine felt it is crucial. Some of them identified problems with the identification and formulation of research questions as a difficult area for many students. When asked the three most common problems encountered by dissertation students, Supervisor A replied 'vague research questions', while Supervisor D presented the issue as a drama:

Me 'What are your research questions?'

Student 'I want to do something on [topic x]?'

Me 'But what do you want to find out?'

Student '[silence]'

Supervisors also came up with some helpful advice to students. Supervisor A said: 'Draft your research questions and tentative methods: make it [the research] realistic and doable in three months.' Supervisor I said: 'Keep your research questions focused and don't be over ambitious in terms of the scope of your study'. Supervisor H says he encourages students 'to return to the research questions and their proposal to see if it is still appropriate. Ask them to think about what they are actually trying to find out.'

Supervisor D also wrote about the problem that he often encounters of students choosing research methods before formulating research questions. Similarly, Supervisor I wrote: 'Although we teach them that they should choose methods and methodologies on the basis of the nature of the research question, I feel some students choose the method and then decide on the research question.' In other words, students decide what method they intend to use and then think about possible research questions. To some extent, this is not surprising, because, although teachers of research methods and writers of textbooks like the present one observe that the choice of method should be shaped by the research question(s) being asked, researchers do not always follow this practice (Bryman 2006b).



Supervisor experience


Research questions provide guidance

Research questions can provide students with important guidance when they may have difficulty 'seeing the wood for the trees'. Students sometimes feel overwhelmed by the data they have collected. Returning to the original research questions can be instructive, as Supervisor I helpfully advises:

Students can sometimes be overwhelmed by the amount of data they have collected and experience difficulty organizing the final dissertation. Everything seems to be relevant to them. I encourage them to answer the research questions they set themselves at the beginning of the exercise and nothing but the research questions. I tell them to write the key research questions (usually no more than three) on a postcard or post-it and place it at eye level just above the computer screen.

Supervisor D advises students to consider analysis issues early and in relation to the research questions they are asking:

I try to encourage them to think about their analysis during or shortly after the construction of their research questions. By the time they are thinking about research design, they should have a rough idea about what their analysis will look like (i.e. they must do, as it will link their research design to their research questions).



Writing your research proposal


In preparation for your dissertation, you may be required to write a short proposal or plan outlining what your research project will be about and how you intend to go about it. This is a useful way of preparing for your research and it will encourage you to think about many of the issues that are covered in the next section. In addition to outlining your proposed research design and methods, the topic area in which your study is going to be located, and the research questions that you intend to address, the proposal will ask you to demonstrate some knowledge of the literature in your chosen field—for example, by identifying several key authors or important research studies. This information may be used as the basis for allocating a supervisor who is knowledgeable in your area of research interest or who has experience with your proposed research approach. The proposal is also a useful basis for discussion of your research project with your supervisor, and, if it includes a timetable for the project, this can provide a basis for planning regular meetings with your supervisor to review your progress. Developing a timetable can be very important in making you think about aspects of the overall research process such as the different stages of your research and their timing and in giving you a series of ongoing goals to aim for. Even if you are not required to produce a research proposal, it is worthwhile constructing a timetable for your research and asking your supervisor to look at it, so that you can assess how (un)realistic your goals are and whether you are allowing enough time for each of the components of the research process.

When writing a research proposal, there are a number of issues that you will probably need to cover.

- What is your research topic or, alternatively, what are your research objectives?
- Why is your research topic (or why are those research objectives) important?

- What is your research question or what are your research questions?
- What does the literature have to say about your research topic/objectives and research question(s)?
- How are you going to go about collecting data relevant to your research question(s)? In other words, what research methods are you intending to use?
- Why are the research methods/sources you have selected the appropriate ones for your research question(s)?
- What resources will you need to conduct your research (for example, postage, travel costs, software) and how will those resources be funded?
- What is your timetable for the different stages of the project?
- What problems do you anticipate in doing the research (for example, access to organizations)?
- What are the possible ethical problems associated with your research?
- How will you analyse your data?

Writing a proposal is therefore useful in getting you started on your research project and encouraging you to set realistic objectives for your research project. In some higher education institutions, the research proposal may form part (albeit a small one) of the overall assessment of the dissertation or report that is produced out of the project. While the research proposal is a working document and the ideas that you set out in it can be refined and developed as your research progresses, it is important to bear in mind that, if you keep changing your mind about your area of research interest and research design, you will be using up valuable time needed to complete the dissertation within the deadline.



Preparing for your research


Do not begin your data collection until you have identified your research questions reasonably clearly. Develop your data-collection instruments with these research questions at the forefront of your thinking. If you do not

do this, there is the risk that your results will not allow you to illuminate the research questions. If at all possible, conduct a small pilot study to determine how well your research instruments work.

You will also need to think about access and sampling issues. If your research requires you to gain access to or the cooperation of one or more closed settings like an organization, you need to confirm at the earliest opportunity that you have the necessary permission to conduct your work. You also need to consider how you will go about gaining access to people. These issues lead you into sampling considerations, such as the following.

- Who do you need to study in order to investigate your research questions?
- How easily can you gain access to a **sampling frame**?
- What kind of sampling strategy will you employ (for example, **probability sampling, quota sampling, theoretical sampling, convenience sampling**)?
- Can you justify your choice of sampling method?

Also, while preparing for your data collection, you should consider whether there are any possible ethical problems associated with your research methods or your approach to contacting people (see Chapter 6).



Doing your research and analysing your results

Since doing your research and analysing your results are what the bulk of this book will be about, it is not necessary at this stage to go into detail, but here are some useful hints about practicalities.

- Keep good records of what you do. A research **diary** can be helpful here, but there are several other things to bear in mind. For example, if you are doing a survey by postal questionnaire, keep good records of who has replied, so that you know who should be sent reminders. If participant observation is a component of your research, remember to keep good field notes and not to rely on your memory.
- Make sure that you are thoroughly familiar with any hardware you are using in collecting your data, such as tape recorders for interviewing, and make sure it is in good working order (for example, batteries that are not flat or close to being flat).
- Do not wait until all your data have been collected to begin coding. This recommendation applies to both quantitative and qualitative research. If you are conducting a questionnaire survey, begin coding your data and entering them into SPSS or whatever package you are using after you have put together a reasonably sized batch of completed questionnaires. In the case of qualitative data, such as interview transcripts, the same point applies, and, indeed, it is a specific recommendation of the proponents of grounded theory that data collection and analysis should be intertwined.
- Remember that the transcription of recorded interviews takes a long time. Allow at least six hours' transcription for every one hour of recorded interview talk, at least in the early stages of transcription.
- Become familiar with any data analysis packages as soon as possible. This familiarity will help you to establish whether you definitely need them and will ensure that you do not need to learn everything about them at the very time you need to use them for your analysis.
- Do not at any time take risks with your personal safety (see Tips and skills 'Safety in research').



Tips and skills Safety in research

In the middle of December 2002, a 19-year-old female student who had just started a degree course in sociology and community studies at Manchester Metropolitan University went missing. It was believed that, in order to complete a coursework assignment, she had gone to conduct a life history interview with a person aged over 50. Since she was interested in the homeless, it was thought that she had gone to interview a homeless person. Because of concerns about her safety, her tutor had advised her to take a friend and to conduct the interview in a public place. In fact, she had not gone to conduct the interview and to everyone's relief turned up in Dublin. There is an important lesson in this incident. You must bear in mind that social research may on occasions place

you in potentially dangerous situations. You should avoid taking personal risks at all costs and you should resist any attempts to place yourself in situations where personal harm is a real possibility. Just as you should ensure that no harm comes to research participants (as prescribed in the discussion of ethical principles in Chapter 6), individuals involved in directing others' research should not place students and researchers in situations in which they might come to harm. Equally, lone researchers should avoid such situations. Sometimes, as with the interviews with the homeless, there is some possibility of being in a hazardous situation, in which case, if the researcher feels confident about going ahead with the interview, he or she needs to take precautions before going ahead with the interview. The advice given by the student's tutor—to take someone with her and to conduct the interview in a public place—was very sensible for a potentially dangerous interview. If you have a mobile telephone, keep it with you and keep it switched on. Personal attack alarms may also be useful. You should also make sure that, if your interviews or your periods of observation are part of a programme of work, you establish a routine whereby you keep in regular contact with others. However, there are situations in which there is no obvious reason to think that a situation may be dangerous, but where the researcher is faced with a sudden outburst of abuse or threatening behaviour. This can arise when people react relatively unpredictably to an interview question or to being observed. If there are signs that such behaviour is imminent (for example, through body language), begin a withdrawal from the research situation. Further guidelines on these issues can be found in Craig et al. (2000).

Lee (2004) draws an important distinction between two kinds of danger in fieldwork: ambient and situational. The former refers to situations that are avoidable and in which danger is an ingredient of the context. Fieldwork in conflict situations of the kind encountered by the researcher who took on the role of a bouncer (Hobbs et al. 2003) would be an example of this kind of danger. Situational danger occurs 'when the researcher's presence or activities evoke aggression, hostility or violence from those within the setting' (Lee 2004: 1285). While problems surrounding safety may be easier to anticipate in the case of ambient danger, they are less easy to foresee in connection with situational danger. However, that is not to say that ambient danger is entirely predictable. It was only some time after she had begun her research in a hospital laboratory that Lankshear (2000) realized that there was a possibility of her being exposed to dangerous pathogens.

Sources: P. Barkham and R. Jenkins, 'Fears for Fresher who Vanished on Mission to talk to the Homeless', *The Times*, 13 Dec. 2002; S. McIntyre, 'How did Vicky Vanish?', *Daily Mail*, 13 Dec. 2002; R. Jenkins, 'Wasteland Search for Missing Student', *The Times*, 14 Dec. 2002.



Checklist

Planning a research project

- Do you know what the requirements for your dissertation are, as set out by your university or department?
- Have you made contact with your supervisor?
- Have you allowed enough time for planning, doing, and writing up your research project?
- Do you have a clear timetable for your research project with clearly identifiable milestones for the achievement of specific tasks?
- Have you got sufficient financial and practical resources (for example, money to enable travel to research site, recording device) to enable you to carry out your research project?
- Have you formulated some research questions and discussed these with your supervisor?

- Are the research questions you have identified capable of being answered through your research project?
- Do you have the access that you require in order to carry out your research?
- Are you familiar with the data analysis software that you will be using to analyse your data?
- Have you allowed others to comment on your work so far and responded to their feedback?
- Have you checked out whether there are likely to be any ethical issues that might be raised in connection with your research?
- Have you allowed enough time for getting clearance through an ethics committee, if that is required for your research?



Key points

- Follow the dissertation guidelines provided by your institution.
- Thinking about your research subject can be time consuming, so allow plenty of time for this aspect of the dissertation process.
- Use your supervisor to the fullest extent allowed and follow the advice offered by him or her.
- Plan your time carefully and be realistic about what you can achieve in the time available.
- Formulate some research questions to express what it is about your area of interest that you want to know.
- Writing a research proposal is a good way of getting started on your research project and encouraging you to set realistic objectives.
- Consider access and sampling issues at an early stage and consider testing your research methods by conducting a pilot study.
- Keep good records of what you do in your research as you go along and don't wait until all your data have been collected before you start coding.



Questions for review

Managing time and resources

- Why is it important to devise a timetable for your research project?

Formulating suitable research questions

- Why are research questions necessary?
- What are the main sources of research questions?
- What are the main steps involved in developing research questions?
- What criteria can be used to evaluate research questions?

Writing your research proposal

- What is the purpose of the research proposal and how can it be useful?



Online Resource Centre

www.oxfordtextbooks.co.uk/orc/brymansrm4e/


Visit the Online Resource Centre that accompanies this book to enrich your understanding of planning a research project and formulating research questions. Consult web links, test yourself using multiple choice questions, and gain further guidance and inspiration from the Student Researcher's Toolkit.

5

Getting started: reviewing the literature

Chapter outline


Reviewing the existing literature	98
Getting the most from your reading	98
Systematic review	102
Narrative review	110
Searching the existing literature	113
Electronic databases	113
Keywords and defining search parameters	118
Referencing your work	120
The role of the bibliography	123
Avoiding plagiarism	124
Checklist	127
Key points	127
Questions for review	128





Chapter guide

The goal of this chapter is to provide guidance for students on how to get started on their research project. Once you have identified your research questions (see Chapter 4), the next step in any research project is to search the existing literature and write a literature review. The principal task at this early stage involves reviewing the main ideas and research relating to your chosen area of interest. This provides the basis for the writing of a literature review, which forms an important part of the dissertation. This chapter will advise students on how to go about searching the literature and engaging critically with the ideas of other writers. It will also help you to understand some of the expectations of the literature review and give you some ideas about how to assess the quality of existing research.



Reviewing the existing literature

Why do you need to review the existing literature? The most obvious reason is that you want to know what is already known about your area of interest so that you do not simply 'reinvent the wheel'. Your literature review is where you demonstrate that you are able to engage in scholarly review based on your reading and understanding of the work of others in the same field. Beyond this, using the existing literature on a topic is a means of developing an argument about the significance of your research and where it leads. The simile of a *story* is also sometimes used in this context (see Thinking deeply 5.1). Whatever different understandings of the literature review process you adopt, it is important to be clear about the goal that the process is directed towards achieving. A competent review of the literature is at least in part a means of affirming your credibility as someone who is knowledgeable in your chosen area. This is not simply a matter of reproducing the theories and opinions of other scholars, but also being able to interpret what they have written, possibly by using their ideas to support a particular viewpoint or argument. The purpose of exploring the existing literature should be to identify the following issues.

- What is already known about this area?
- What concepts and theories are relevant to this area?
- What research methods and research strategies have been employed in studying this area?
- Are there any significant controversies?
- Are there any inconsistencies in findings relating to this area?

- Are there any unanswered research questions in this area?

This last issue points to the possibility that you will be able to revise and refine your research questions in the process of reviewing the literature.

Getting the most from your reading

Since a great deal of time during the early stages of your research project will be taken up with reading the existing literature in order to write your review, it is important to make sure that the process of reading is also preparing you for this. Getting the most out of your reading involves developing your skills in being able to read actively and critically. When you are reading the existing literature try to do the following.

- Take good notes, including the details of the material you read. It is infuriating to find that you forgot to record the volume number of an article you read and that needs to be included in your Bibliography. This may necessitate a trip to the library on occasions when you are already hard pressed for time.
- Develop critical reading skills. In reviewing the literature you should do more than simply summarize what you have read. You should, whenever appropriate, be critical in your approach. It is worth developing these skills and recording relevant critical points in the course of taking notes. Developing a critical approach is not necessarily one of simply criticizing the work of others. It entails moving beyond mere description and



Tips and skills

Ways of conceptualizing a literature review

Bruce's (1994) study of research students' early experiences of the dissertation literature review identified six qualitatively different ways in which the review process was experienced or understood by postgraduates. The six conceptions included:

1. *List*. The literature review is understood as a list comprising pertinent items representing the literature of the subject.
2. *Search*. The review is a process of identifying relevant information and the focus is on finding or looking, which may involve going through sources (for example, article, database) to identify information.
3. *Survey*. Students also see the literature review as an investigation of past and present writing or research on a subject; this investigation may be active (critical/analytical) or passive (descriptive).
4. *Vehicle*. The review is also seen as having an impact on the researcher, because it is seen as a vehicle for learning that leads to an increase in his or her knowledge and understanding. Within this conception the review acts as a sounding board through which the student can check ideas or test personal perceptions.
5. *Facilitator*. The literature review can be understood as directly related to the research that is about to be or is being undertaken, the process helping the researcher to identify a topic, support a methodology, provide a context, or change research direction. The review thus helps to shape the course of the student's research.
6. *Report*. The review is understood as a written discussion of the literature, drawing on previously conducted investigations. The focus is on 'framing a written discourse about the literature which may be established as a component part of a thesis or other research report' (Bruce 1994: 223).

These six conceptions reflect the varying relationship between the student and the literature, the earlier ones being more indirect—the student works with items that represent the primary literature, such as bibliographic citations—and the latter conceptions being more direct—the student works with source material, rather than, for example, a representative abstract. The conceptions can also be seen as cumulative, since a student who adopts the facilitator conception may also continue to hold the conception of the literature review as a survey. Bruce therefore recommends that students be encouraged to adopt the higher-level conceptions (3–6), because through these the other ways of experiencing the literature review (1–3) become more meaningful.

asking questions about the significance of the work. It entails attending to such issues as: How does the item relate to others you have read? Are there any apparent strengths and deficiencies—perhaps in terms of methodology or in terms of the credibility of the conclusions drawn? What theoretical ideas have influenced the item? What are the implications of the author's ideas and/or findings? What was the author's objective in conducting the research? What are the main conclusions and are they warranted on the basis of the data provided in the item? What are the author's assumptions?

- Your search for literature should be guided by your research questions, but as well you should use your review of the literature as a means of showing why your research questions are important. For example, if one of your arguments in arriving at your research questions is that, although a lot of research has been done on X (a general topic or area, such as the secularization process, female entrepreneurship, or employee absenteeism), little or no research has been done on X_1 (an aspect of X), the literature review is the point where you can justify this assertion. Alternatively, it might be that there are two competing positions with regard to X_1 and you are going to investigate which one provides a better understanding. In the literature review, you should outline the nature of the differences between the competing positions. The literature review, then, allows you to locate your own research within a tradition of research in an area. Indeed, reading the literature is itself often an important source of research questions.
- Bear in mind that you will want to return to much of the literature that you examine in the discussion of your findings and conclusion.
- Do not try to get everything you read into a literature review. Trying to force everything you have read into

your review (because of all the hard work involved in uncovering and reading the material) is not going to help you. The literature review must assist you in developing an argument, and bringing in material of dubious relevance may undermine your ability to get your argument across.

- Bear in mind that reading the literature is not something that you should stop doing once you begin designing your research. You should continue your search for and reading of relevant literature more or less throughout your research. This means that, if you have written a literature review before beginning your data collection, you will need to regard it as provisional. Indeed, you may want to make quite substantial revisions of your review towards the end of writing up your work.
- Do not just summarize all the literature you have read. Quite aside from the fact that it is boring to read such a summary, it does not tell the reader what you have made of the literature and how it fits into your overall

research project. Try to use the literature to tell a story about it. Some useful thoughts about how to develop the literature in this way can be found in Thinking deeply 5.1. The different ways of construing the literature that are presented in this box are derived from a review of qualitative studies of organizations, but the approaches identified have a much broader applicability, including quantitative research.

- The study by Holbrook et al. (2007) referred to in Thinking deeply 5.2 contains some useful implications from a study of Ph.D. examiners' reports for conducting a literature review. One of the most central implications of it is to emphasize the importance of having a comprehensive coverage of the literature. While comprehensive coverage might be an expectation for Ph.D. candidates, this may be more difficult to achieve for undergraduate and postgraduate dissertations. At the very least, it implies that making sure that key references are included in the review is essential.



Thinking deeply 5.1

Presenting literature in articles based on qualitative research on organizations

Further useful advice on relating your own work to the literature can be gleaned from an examination of the ways in which articles based on qualitative research on organizations are composed. In their examination of such articles, Golden-Biddle and Locke (1993, 1997) argue that good articles in this area develop a story—that is, a clear and compelling framework around which the writing is structured. This idea is very much in tune with Wolcott's (1990a: 18) recommendation to 'determine the basic story you are going to tell'. Golden-Biddle and Locke's research suggests that the way the author's position in relation to the literature is presented is an important component of storytelling. They distinguish two processes in the ways that the literature is conveyed.

1. Constructing intertextual coherence. This refers to the way in which existing knowledge is represented and organized; the author shows how contributions to the literature relate to each other and the research reported. The techniques used are:
 - *Synthesized coherence* puts together work that is generally considered unrelated; theory and research previously regarded as unconnected are pieced together. There are two prominent forms:
 - i. very incompatible references (bits and pieces) are organized and brought together;
 - ii. connections are forged between established theories or research programmes.
 - *Progressive coherence* portrays the building up of an area of knowledge around which there is considerable consensus.
 - *Non-coherence* recognizes that there have been many contributions to a certain research programme, but that there is considerable disagreement among practitioners.

Each of these strategies is designed to leave room for a contribution to be made.

2. Problematizing the situation. The literature is then subverted by locating a problem. The following techniques were identified:

- *Incomplete*. The existing literature is not fully complete; there is a gap (see also Sandberg and Alxesson 2011).
- *Inadequate*. The existing literature on the phenomenon of interest has overlooked ways of looking at it that can greatly improve our understanding of it; alternative perspectives or frameworks can then be introduced.
- *Incommensurate*. This argues for an alternative perspective that is superior to the literature as it stands. It differs from 'inadequate problematization' because it portrays the existing literature as 'wrong, misguided, or incorrect' (Golden-Biddle and Locke 1997: 43).

The key point about Golden-Biddle and Locke's account of the way the literature is construed in this field is that it is used by writers to achieve a number of things.

- They demonstrate their competence by referring to prominent writings in the field (Gilbert 1977).
- They develop their version of the literature in such a way as to show and to lead up to the contribution they will be making in the article.
- The gap or problem in the literature that is identified corresponds to the research questions.

The idea of writing up one's research as storytelling acts as a useful reminder that reviewing the literature, which is part of the story, should link seamlessly with the rest of the article and not be considered as a separate element.



Thinking deeply 5.2

What do examiners look for in a literature review?

Holbrook et al. (2007) conducted an analysis of examiners' reports on Ph.D. theses. They analysed 1,310 reports relating to 501 theses in Australia (a Ph.D. thesis is examined by at least two examiners). These reports are naturally occurring documents, in that examiners have to provide these reports as part of the process of examining a Ph.D. candidate. In the course of writing a report, examiners frequently if not invariably comment on the literature review. While these findings are obviously specific to a Ph.D., the features that examiners look for are also applicable in general terms to other kinds of writing, such as an undergraduate or a postgraduate dissertation.

The reports were analysed using computer-assisted qualitative data analysis software, which will be covered in Chapter 25. The analysis of these reports suggests that comments concerning the literature review were of three basic kinds:

1. *Comments about coverage of the literature*. This was by far the most common type of comment and signals whether the candidate has covered and made sense of a broad swathe of the literature.
2. *Identification of errors*. This type of comment relates to such things as references being omitted from the bibliography, misreporting of references, and inconsistent presentation of referencing and quotations.
3. *Comments about 'use and application' of the literature*. Although this was the least common of the types of comment made by examiners, it attracts the bulk of the attention of Holbrook et al. It is made up of a number of subcategories of comment:
 - the literature is used (or not used) to develop and sustain an argument;
 - clear familiarity with the literature;
 - the development of a critical assessment of the literature (the ability to 'weigh up the literature and subject it to critical appraisal, ideally to lead to a new or interesting perspective' (Holbrook et al. 2007: 348));
 - connecting the literature to findings;
 - demonstrating an appreciation of the disciplinary context of the literature.

One of the main themes running through these latter remarks is that the student does not just summarize the literature in a routine way, simply because he or she knows that a literature review has to be undertaken. Instead, examiners look for evidence that the candidate *uses* the literature—to develop an argument, to connect with his or her findings, or to develop a distinctive stance on the subject. However, undoubtedly, the thing that disconcerts examiners most is evidence of poor coverage of the literature, as it signals a lack of engagement with and full appreciation of the subject.

Most literature reviews take the form of **narrative reviews** (see below for more on this notion). This means that they seek to arrive at an overview of a field of study through a reasonably comprehensive assessment and critical reading of the literature. Such literature reviews might occur as preludes to the presentation of some empirical findings or they might be works in their own right (for example, a dissertation or article based entirely on a review of the literature in an area). While such reviews continue to be the norm for most purposes when reviewing the existing literature in an area, there has been growing interest in a different approach to reviewing the literature known as *systematic review*, which is the focus of the next section.

Systematic review

In recent years, considerable thought has been lavished on the notion of **systematic review** (see Key concept 5.1). This is an approach to reviewing the literature that adopts explicit procedures. It has emerged as a focus of interest for two main reasons. One is that it is sometimes

suggested (see, e.g., Tranfield et al. 2003) that many reviews of the literature tend to ‘lack thoroughness’ and reflect the biases of the researcher. Proponents of systematic review suggest that adopting explicit procedures makes such biases less likely to surface. Second, in fields like medicine, there has been a growing movement towards evidence-based solutions to illnesses and treatments. Systematic reviews of the literature are often seen as an accompaniment to evidence-based approaches, as their goal is to provide advice for clinicians and practitioners based on all available evidence. Such reviews are deemed to be valuable for decision-makers, particularly in areas where there is conflicting evidence concerning treatments (as often occurs in the case of medicine).

The systematic review approach is beginning to diffuse into other areas, like social policy, so that policy-makers and others can draw on reviews that summarize the balance of the evidence in certain areas of practice. Tranfield and colleagues contrast systematic review with what they describe as ‘traditional narrative reviews’ (the subject of the following section). An example of systematic review is given in Research in focus 5.1. However,



Key concept 5.1 What is a systematic review?

Systematic review has been defined as ‘a replicable, scientific and transparent process . . . that aims to minimize bias through exhaustive literature searches of published and unpublished studies and by providing an audit trail of the reviewer’s decisions, procedures and conclusions’ (Tranfield et al. 2003: 209). Such a review is often contrasted with the traditional narrative review, which is the focus of the next section. The proponents of systematic review are more likely to generate unbiased and comprehensive accounts of the literature, especially in fields in which the aim is to understand whether a particular intervention has particular benefits, than those using the traditional review, which is often depicted by them as haphazard. A systematic review that includes only quantitative studies is a **meta-analysis** (see Key concept 5.2). In recent times, the development of systematic review procedures for qualitative studies has attracted a great deal of attention, especially in the social sciences. **Meta-ethnography** (see Key concept 5.3) is one such approach to the synthesis of qualitative findings, but currently there are several different methods, none of which is in widespread use (Mays et al. 2005).

advocates of systematic review acknowledge that, unlike medical science, where systematic reviews are commonplace and often highly regarded, social scientific fields are often characterized by low consensus concerning key research questions, because of the different theoretical approaches. Moreover, medical science is often concerned with research questions to do with answers to the question ‘What works?’ Such questions are fairly well suited to systematic review in fields like social policy, but are less often encountered in other social science fields like sociology.

Nonetheless, systematic review has attracted a great deal of attention in recent years, so it is worth exploring some of its main steps. Accounts of the systematic review process vary slightly, but they tend to comprise the following steps in roughly the following order.

- 1. Define the purpose and scope of the review.** The review needs an explicit statement of the purpose of the review (often in the form of a research question) so that decisions about key issues such as what kinds of research need to be searched for and what kinds of samples the research should relate to can be made in a consistent way. It is often argued that, for a systematic review, the researcher and his or her team should assemble a panel to advise them on the precise formulation of the research issue(s) to be examined and also to assist with suggestions for keywords for Step 2 (below).
 - 2. Seek out studies relevant to the scope and purpose of the review.** The reviewer should seek out studies relevant to the research question(s). The search will be based on keywords and terms relevant to the purpose defined in Step 1. The search strategy must be described in terms that allow it to be replicated. The reviewer has to consider which kinds of publication outlets should be incorporated. It is tempting to search for research published only in articles in peer-reviewed journals, because they are relatively easy to find using databases like the Social Sciences Citation Index (SSCI, about which more will be said below) using keywords. However, to rely solely on peer-reviewed journal articles would imply omitting other sources of evidence, most notably, studies reported in books, in articles in non-peer-reviewed journals, and in what is often referred to as ‘grey literature’ (for example, conference papers and reports by various bodies).
 - 3. Appraise the studies from Step 2.** The reviewer might want to restrict the review to studies published only in a particular time period or to studies that derive from one region or nation rather than another. Another
- criterion might be the kind of research design or research method used. In some fields, like medicine, there is an unequivocal hierarchy of research approaches that are relevant to the ‘What works?’ question. This means that only articles that entail a true experimental design—often called randomized controlled trials or RCTs—will be included, as only research based on such designs generates unambiguous findings about cause and effect. However, in most of the social sciences there is far less consensus about what is the appropriate approach to research. Based on the strict application of the inclusion criteria formulated, the appraisal process will lead to the production of a list of all the published outputs on which the review will be based. Initially, searches at Step 2 will produce a vast number of possible candidates for inclusion in the review based on the keywords and hand searching through various possible publication outlets. These studies will be gradually whittled down as the research items are examined for their degree of fit with the research question(s) and with the quality criteria employed by the researchers. This stage necessitates a specification of quality criteria. This is likely to entail criteria such as whether an appropriate research design and research methods were used and whether the chosen research design and research methods were implemented according to the standards of good research practice for those research design and research methods. At the same time, the appropriateness of the study for the research question(s) will be assessed.
- 4. Analyse each study and synthesize the results.** A formal protocol should be used to record features like: date when the research was conducted; location; sample size; data-collection methods; and the main findings. A synthesis of the results then has to be produced. If the findings of a group of studies are quantitative in character, a meta-analysis will probably be conducted. This phase will involve producing summary statistics from the quantitative data supplied with each study. In the case of other kinds of systematic review, such as those based on qualitative research or where there is a combination of both quantitative and qualitative studies, the results will often be presented in a report in the form of summary tables and a narrative that brings together the key findings. Denyer and Tranfield (2009) propose that the review document should be structured much like a research report in which the purpose of the review, its methods, its findings, the discussion of the findings, and a conclusion are clearly specified.



Research in focus 5.1

Healthy eating among young people

Shepherd et al. (2006) have published an account of the procedures they used to examine the barriers to healthy eating among young people aged 11–16 years and the factors that facilitate healthy eating. In Table 5.1 I have outlined the chief steps in doing a systematic review, as outlined in the main text, and the corresponding procedures and practices in the review by Shepherd et al. These authors used methods for systematic review that have been developed by the Evidence for Policy and Practice Information and Coordinating Centre (EPPI) at the Institute of Education, University of London. The EPPI has a very comprehensive website that details its approach and its main methods and provides full reports of many of the systematic reviews its members have conducted (<http://eppi.ioe.ac.uk/cms/Default.aspx?tabid=53&language=en-US> (accessed 2 August 2010)).

One of the features that is especially noteworthy concerning the summary in Table 5.1 is that intervention studies (for example, training parents in nutrition and evaluating the outcomes of such an intervention) and non-intervention studies (for example, a cohort or an interview study) were separated out for the purposes of presenting a summary account of the findings and appraising the quality of the studies, although a final matrix was formed that synthesized the key elements across both types of study. Assessing the quality of studies is an important component of a systematic review, so that only reliable evidence forms the basis for such things as policy changes. Different quality criteria were employed for the two types of study. In the case of the non-intervention studies, the following seven criteria were used:

- (i) an explicit theoretical framework and/or literature review;
- (ii) clear statement of aims and objectives of the research;
- (iii) clear account of the context within which the research was conducted;
- (iv) clear account of the nature of the sample and how it was formed;
- (v) clear description of methods of data collection and analysis;
- (vi) 'analysis of the data by more than one researcher' (Shepherd et al. 2006: 242); and
- (vii) whether sufficient information was provided to allow the reader to see how the conclusions were derived from the data.

The application of the corresponding criteria for the intervention studies resulted in just 7 of the studies being viewed as methodologically sound. None of the 8 non-intervention studies were methodologically sound in terms of all seven of the above appraisal criteria, although 4 met six of the seven criteria and a further 2 met five of the seven criteria. Of the 8 non-intervention studies, 5 used a self-completion questionnaire to generate data, 2 used focus groups, and 1 used interviews. Thus, the category 'non-intervention study' includes research methods associated with both quantitative and qualitative research. It is quite common for systematic reviews to end up being based on quite small numbers of studies, because the explicit criteria for inclusion coupled with the quality criteria represent standards that very few investigations can meet. When presenting their synthesis of their review findings, the authors separated the findings of the 7 methodologically sound intervention studies from those pertaining to the 15 other intervention studies. Regarding the findings of the non-intervention studies, the authors report that several barriers to and facilitators of healthy eating were identified. For example, they write: 'Facilitating factors included information about nutritional content of foods/better labeling, parents and family members being supportive; healthy eating to improve or maintain one's personal appearance, will-power and better availability/lower pricing of healthy snacks' (Shepherd et al. 2006: 255). The authors linked such findings with intervention studies arguing that 'juxtaposing barriers and facilitators alongside effectiveness studies allowed us to examine the extent to which the needs of young people had been adequately addressed by evaluated interventions' (Shepherd et al. 2006: 255).


Table 5.1

Steps in systematic review in connection with a systematic review of barriers to, and facilitators of, healthy eating among young people (Shepherd et al. 2006)

Steps in systematic review	Corresponding practices in Shepherd et al. (2006)
1. Define the purpose and scope of the review	A. Review question: 'What is known about the barriers to, and facilitators of, healthy eating among young people?' (Shepherd et al. 2006: 243).
2. Seek out studies relevant to the scope and purpose of the review	B. The authors employed a combination of terms to do with healthy eating (e.g. nutrition) and terms to do with health promotion or with the causes of health or ill-health (e.g. at-risk-populations) and with terms indicative of young people (e.g. teenager). In addition to being about 'the barriers to, and facilitators of, healthy eating among young people', the review had to be: either an outcome evaluation (usually to evaluate the outcome of an intervention) or a non-intervention study (e.g. an interview study) in the UK, in English. Further, guidelines were formulated separately for these two types of study. In the case of non-intervention studies, it had to: be about attitudes, views, experiences, etc. of healthy eating; provide insights into respondents' own definitions of healthy eating and factors affecting it; and 'privilege young people's views' (Shepherd et al. 2006: 241). Several online bibliographical databases were searched (including SSCI and PsycINFO). Lists of references and other sources were also searched. An initial 7,048 references were gradually trimmed to 135 reports (relating to 116 studies). Of the 116 studies, 75 were intervention studies, 32 were non-intervention studies, and 9 were prior systematic reviews. Application of the full set of inclusion criteria resulted in just 22 outcome evaluations and 8 non-intervention studies meeting the criteria for what the authors refer to as 'in-depth systematic review' (Shepherd et al. 2006: 242).
3. Appraise the studies from Step 2	C. 'Data for each study were entered independently by two researchers into a specialized computer database' (Shepherd et al. 2006: 241). In doing so, the reviewers sought to summarize the findings from each study and appraise its methodological quality. Separate quality criteria were employed for intervention and non-intervention studies. The application of eight criteria for the intervention studies resulted in just 7 being regarded as 'methodologically sound' and the results of just these 7 studies are the focus of the authors' summary.
4. Analyse each study and synthesize the results	D. Separate syntheses were conducted for the two types of study and a third synthesis for the intervention and non-intervention studies jointly. The authors write of this third synthesis: 'a matrix was constructed which laid out the barriers and facilitators identified by young people [in the non-intervention studies] alongside descriptions of the interventions included in the in-depth systematic review of outcome evaluations. The matrix was stratified by four analytical themes to characterize the levels at which the barriers and facilitators appeared to be operating: the school, family and friends, the self and practical and material resources' (Shepherd et al. 2006: 241). In forming the matrix, one column summarized barriers and facilitators identified in the non-intervention studies and there were further separate columns for the 7 'soundly evaluated interventions' and the 15 'other evaluated interventions'.

Tranfield et al. (2003) suggest that the systematic review process provides a more reliable foundation on which to design research, because it is based on a more comprehensive understanding of what we know about a subject. It is therefore likely to be relevant to researchers as a way of summarizing findings, so that it is not just practitioners who benefit from systematic reviews. Proponents of systematic review also recommend the approach for its transparency; in other words, the grounds on which studies were selected and how they were analysed are clearly articulated and are potentially replicable. It has sometimes been suggested that not all areas of literature lend themselves to a systematic review approach, because they are not always concerned

with research questions to do with exploring whether a certain independent variable has certain kinds of effects. Meta-analysis of quantitative studies requires this kind of research question, but qualitative studies and indeed some sorts of quantitative investigation are not necessarily in this format. This impression may have been created because many early systematic reviews were of the 'what works?' or 'does X work?' kind, where the literature relating to various kinds of intervention would be appraised and reviewed. In more recent years, a wider range of research questions have come within the purview of systematic review, as it has begun to include both qualitative studies and quantitative non-intervention studies.



Key concept 5.2

What is meta-analysis?

Meta-analysis involves summarizing the results of a large number of quantitative studies and conducting various analytical tests to show whether or not a particular variable has an effect. This provides a means whereby the results of large numbers of quantitative studies of a particular topic can be summarized and compared. The aim of this approach is to establish whether or not a particular variable has a certain effect by comparing the results of different studies. Meta-analysis thus involves pooling the results from various studies in order to estimate an overall effect by correcting the various **sampling** and **non-sampling errors** that may arise in relation to a particular study. In a sense, a meta-analysis lies between two kinds of activity covered in this book: doing a literature review of existing studies in an area in which you are interested (the focus of this chapter), and conducting a secondary analysis of other researchers' data (see the section on 'Other researchers' data' in Chapter 14). However, the technique relies on all the relevant information being available for each of the studies examined. Since not all the same information relating to methods of study and sample size is included in published papers, meta-analysis is not always feasible. Meta-analysis is vulnerable to what is known as the 'file drawer problem'. This occurs when a researcher conducts a study, finds that the independent variable does not have the intended effect, but has difficulty publishing his or her findings. As a result, it is often suggested that the findings are simply filed away in a drawer. If the file drawer problem has occurred in a field of research, the findings of a meta-analysis will be biased in favour of the independent variable being found to have a certain effect, as some of the findings that contradict that effect will not be in the public domain.



Research in focus 5.2

A meta-analysis of the impact of leadership interventions

A meta-analysis conducted by Avolio et al. (2009) sought to examine the research question: 'do leadership interventions have the intended impact and if so to what degree?' This is a significant question, given the attention that is often lavished on the concept of leadership and the amounts of money spent on training leaders to exhibit certain kinds of behaviour. Avolio et al. wanted to include in their review all experimental and quasi-experimental studies of leadership interventions. This meant that all cross-sectional design studies that addressed leadership and leadership interventions did not qualify, as they do not involve an intervention in which there is a manipulation of the independent variable. The authors' search for a comprehensive set of studies involved the following procedures:

1. Searching eighteen electronic databases using 124 keywords and phrases.
2. An examination of the bibliographies of all studies produced through the electronic database searchers and an examination of the bibliographies of previous meta-analyses in the field.
3. Emails to 670 leadership researchers asking them to review a proposed list of studies.
4. A manual search of leadership handbooks and other books.

This search process yielded over 500 studies, which were gradually trimmed down to 200 studies that met the authors' criteria. The main reason for exclusion was that the research was not an intervention study. Interestingly, of the 200 studies, 16 per cent were unpublished, suggesting that meta-analyses and other kinds of review that are based exclusively on published research may be missing a significant number of studies, and this may be a source of bias. The research by Howell and Frost (1989) that is referred to in Research in Focus 3.4 is one of the 200 included studies. The authors found a strong relationship between leadership interventions and various kinds of outcomes (such as task performance, as in Research in focus 3.4). In other words, leadership interventions do have a significant impact on various kinds of dependent variable.



Key concept 5.3

What is meta-ethnography?

Meta-ethnography is a method that is used to achieve interpretative synthesis of qualitative research and other secondary sources, thus providing a counterpart to meta-analysis in quantitative research (Noblit and Hare 1988). It can be used to synthesize and analyse information about a phenomenon that has been extensively studied, such as lay experiences of diabetes (see Research in focus 5.3). However, this is where the similarity ends, because meta-ethnography 'refers not to developing overarching generalizations but, rather, translations of qualitative studies into one another' (Noblit and Hare 1988: 25). Noblit and Hare base their approach on the idea that all social science explanation is comparative, involving the researcher in a process of translating existing studies into his or her own worldview, and through this he or she creates a reading of other people's readings about a subject. Meta-ethnography involves a series of seven phases that overlap and repeat as the synthesis progresses.

1. *Getting started.* This involves the researcher in identifying an intellectual interest that the qualitative research might inform by reading interpretative accounts.
2. *Deciding what is relevant to the initial interest.* Unlike positivists, interpretative researchers are not concerned with developing an exhaustive list of studies that might be included in the review. Instead the primary intent is to determine what accounts are likely to be credible and interesting to the intended audience for the synthesis.
3. *Reading the studies.* This involves the detailed, repeated reading of the studies, rather than moving to analysis of their characteristics.
4. *Determining how the studies are related.* This stage entails 'putting together' the various studies by determining the relationships between them and the metaphors used within them.
5. *Translating the studies into one another.* This phase is concerned with interpreting the meaning of studies in relation to each other: are they directly comparable or 'reciprocal' translations (so that the concepts used by each study are translated one-by-one into concepts used by the others); do they stand in opposition to each other as 'refutational' translations; or do they, taken together, represent a line of argument that is neither 'reciprocal' nor 'refutational'?
6. *Synthesizing translations.* The researcher compares the different translations and shows how they relate to each other. This may involve grouping them into different types.
7. *Expressing the synthesis.* This involves translating the synthesis into a form that can be comprehended by the audience for which it is intended.

Crucial to understanding this approach is that the synthesis is focused primarily on the interpretations and explanations offered by studies that are included, rather than on the data that these studies are based on. Meta-ethnography thus translates the interpretations of one study into the interpretations of another one.



Research in focus 5.3

A meta-ethnography of lay experiences of diabetes

Campbell et al. (2003) report their approach to conducting a meta-ethnography of studies within the medical sociology field of lay experiences of diabetes and diabetes care. A search came up with ten articles based on qualitative research that addressed this area. Three were excluded for quite different reasons: one turned out not to be based on qualitative research; the evidence in another was appraised as being too weak to warrant inclusion; and the findings of the third paper turned out to be in one of the seven papers that would be included. The seven papers could be grouped into three 'clusters': response to diabetes and treatment; how patients and

practitioners differ in perceptions of the disease; and the connections between beliefs about the causes of diabetes and how they managed the disease. One of the themes to emerge among the four articles in the first of these three clusters was the link between control and 'strategic cheating'. Campbell et al. note that one study noted the significance of people's sense of control of the disease, which they accomplished through managing it strategically. Such people are referred to as 'copers'. Another study made a similar point between those who felt they were in control of their diet and those described as 'buffeted' by it. Their stance on this issue affected their perception of diabetes, with the former group having a less negative image of it. Some people were able to manage their diet strategically in a flexible way, which was sometimes perceived as 'cheating without guilt'. These reflections were then linked to findings across the two other studies in this group. The authors write:

Looking across these four studies it would seem that strategic cheating, departing from medical advice in a thoughtful and intelligent way, in order to achieve a balance between the demands of diabetes and the way the person wants to live their life, was associated with a feeling of confidence, less guilt, acceptance of the diabetes and improved glucose levels. (Campbell et al. 2003: 678)

In addition, six concepts were found from the seven studies to be significant for the diabetes sufferers in terms of helping them to achieve a balance between controlling the disease and also having some control over their lives—for example, the need to adopt a less subservient approach to medical practitioners. Interestingly, the authors were able to derive insights from their meta-ethnography that were not present in any of the articles.



Tips and skills

Using systematic review in a student research project

The systematic review approach does contain some elements that cannot easily be applied in a student research project because of limitations of time and resources. For example, you are unlikely to be able to assemble a panel of experts in methodology and theory to meet you regularly and discuss the boundaries of the review. However, there are some aspects of the approach that can be applied to students' research. For example, meeting your supervisor regularly during the planning stage of your literature review to define the boundaries of the subject and to come up with likely search terms is extremely useful. Your supervisor's knowledge of the subject can be invaluable at this stage. Also, a systematic review approach to the literature requires a transparent way of searching for and examining the literature as well as keeping records of what you have done. These practices are feasible for a student research project.

However, one of the limitations of systematic review stems from situations where research questions are not capable of being defined in terms of the effect of a particular variable, or when the subject boundaries are more fluid and open or subject to change. This is often the case in many areas of social research. Another criticism of the approach is that it can lead to a bureaucratization of the process of reviewing the literature, because it is more concerned with the technical aspects of how it is done than with the analytical interpretations generated by it. A third potential limitation of the approach relates to its application to qualitative research studies and in particular to the methodological judgements that inform decisions about quality and so determine the inclusion or exclusion

of an article from a literature review. These stem from differences between qualitative and quantitative research in relation to the criteria used to assess their methodological quality (see Chapters 7 and 17). The systematic approach assumes that an objective judgement about the quality of an article can be made. Particularly in relation to qualitative research, there is little consensus on how the quality of studies should be carried out, an issue that will be returned to in Chapter 17. Moreover, some researchers would say that they measure the quality of published research in terms of what they find interesting—this may or may not include empirical study, but such a view is not compatible with the systematic approach, which requires articles to be evaluated in terms

of methodological criteria. In addition, researchers in the medical sciences have found that the process of identifying relevant qualitative studies is more time consuming and cannot be done on the basis of the abstract or summary in the way that quantitative research studies can (M. L. Jones 2004). Finally, whether or not the systematic review approach makes sense to you depends somewhat on your epistemological position (see Chapter 2). As Noblit and Hare (1988: 15) state: 'Positivists have had more interest in knowledge synthesis than interpretivists.

For them, knowledge accumulates. The problem has been how best to accomplish that accumulation.' For these reasons, researchers who adopt an interpretative approach to understanding the social sciences and use qualitative methods may find the systematic review approach more problematic. Similar concerns have been expressed by educational researchers about the suitability of systematic review in an area of study that is quite different from the medical field where it was developed (see Thinking deeply 5.3).



Thinking deeply 5.3

Debates about the role of systematic review in education research

Debates about the role of systematic review in education research are of potential relevance to social policy researchers because of the similarities shared between these two applied fields of study. Both education and social policy research draw on a range of social science disciplines, involve the study of practitioners, and are sometimes criticized for not focusing sufficiently on the concerns of practitioners and policy-makers. Evans and Benefield (2001) have argued that the medical model of systematic review can be adapted for application in education research. This would enable researchers to 'say something more precise and targeted' about the effectiveness of specific interventions, or in other words to provide evidence about 'what works' (Evans and Benefield 2001: 538). Systematic reviews would thus help to make research evidence more usable.

However, Hammersley (2001) criticizes the assumption in systematic review about the superiority of the positivist model of research, which is expressed through the methodological criteria applied in evaluating the validity of studies (experiments being more highly valued), and through the explicit procedures used to produce reviews that are intended to be 'objective'. This 'takes little or no account of the considerable amount of criticism that has been made of that model since at least the middle of the twentieth century' (Hammersley 2001: 545). Moreover, Hammersley suggests that the dichotomy portrayed between rational rule-following systematic review and irrational judgement narrative review is overstated, because even the simplest rule-following involves an element of interpretation. He concludes:

What all this means, I suggest, is that producing a review of the literature is a distinctive task in its own right. It is not a matter of 'synthesising data'; or, at least, there is no reason why we should assume that reviewing *must* take this form. Rather, it can involve judging the validity of the findings and conclusions of particular studies, and thinking about how these relate to one another, and how their interrelations can be used to illuminate the field under investigation. This will require the reviewer to draw on his or her tacit knowledge, derived from experience, and to *think* about the substantive and methodological issues, not just to apply replicable procedures. (Hammersley 2001: 549)

Pearson and Coomber (2009) provide some evidence that supports Hammersley's contention that systematic review necessarily entails an element of interpretation. They report the results of a participant observation study of a systematic review process. The domain with which the reviewers were concerned was the development of guidance in connection with substance misuse. Pearson and Coomber found that the reviewers prioritized internal validity over external validity considerations in selecting studies for inclusion. Also, the reviewers elected to play down the significance of one kind of intervention—life skills training—because a report was made available to them that provided a strong critique of it. However, Pearson and Coomber note that an examination of the summaries of research on life skills training generated by the reviewers suggests there was a good case for including it in the guidance on treatment. Thus, a report that had not been selected through the systematic review process seems to have been instrumental in the lack of attention given to life skills training, implying a degree of subjectivity to the review process.

MacLure (2005: 409) suggests that the prioritization of systematic review in education research is worrying because 'it is hostile to anything that cannot be seen, and therefore controlled, counted and quality assured'; it thus degrades the status of reading, writing, thinking, and interpreting as activities that are crucial to the development of analysis and argument. Although systematic review has so far not been as widely adopted in social research, the concerns expressed by education researchers are of potential relevance, particularly to qualitative researchers. However, one of the most interesting aspects of Hammersley's (2001) critique is that he implies that systematic review is inconsistent with its own principles in that there appears to be no or very little evidence that systematic reviews lead to better evidence (and therefore presumably to better evidence-based practice)!

Narrative review

Rather than reviewing the literature to find out what their research project can add to existing knowledge about a subject, interpretative researchers (see Chapter 2 for an explanation of interpretivism) can have quite different reasons for reviewing the literature on a particular subject, since their purpose is to enrich human discourse (Geertz 1973a) by generating understanding rather than by accumulating knowledge. The literature review is for

them a means of gaining an initial impression of the topic area that they intend to understand through their research. The process of reviewing the literature is thus a more uncertain process of discovery, in that you might not always know in advance where it will take you! Narrative reviews therefore tend to be less focused and more wide-ranging in scope than systematic reviews. They are also invariably less explicit about the criteria for exclusion or inclusion of studies. An example of a narrative review is given in Research in focus 5.4.



Research in focus 5.4

A narrative review of qualitative research on leadership

Some years ago, I conducted a literature review of qualitative research that had been undertaken on leadership (Bryman 2004b). Leadership research is a field that has been dominated over the years by quantitative investigations, so it struck me as potentially interesting to examine the growing number of qualitative studies that were appearing. I decided to examine articles that had appeared in journals that publish only articles that have been reviewed by peers. There were two main reasons for this: peer-reviewed articles can be searched relatively easily through online databases like the SSCI, and peer review offers an element of quality control, since only articles that have gone through the process of peer review are accepted for publication. Peer review weeds out articles that are not of sufficient quality for a journal either by rejecting them outright or by insisting that authors implement substantial revisions in response to referees' concerns. In addition, I included in my review articles that I already knew and I hand searched *The Leadership Quarterly*, one of the main outlets for research articles. I also examined the bibliographies of some articles for further candidates for inclusion. This general area was of interest to me as I have long been interested in both qualitative research and the field of leadership. I did not have a specific focus to my review, although I was interested in general terms in the question of how similar qualitative research was to the quantitative research that dominated the field of leadership.

I presented my main findings in a table that outlined: the year of publication; the sector in which the research was conducted; the research design; the research methods used; the nature of the key findings; and the kinds of leadership style and leader behaviour that were emphasized in each study. In the subtitle of my article, I called it a 'critical but appreciative review'. It was critical in that it pointed to some overall deficiencies in qualitative research on leadership but it was also appreciative, because I pointed to some of the distinctive contributions that qualitative research has made to the field. The chief flaw with my review is that, by focusing on published research, my conclusions may have been influenced by the file drawer problem.

If your approach to the relationship between theory and research is inductive rather than deductive (see Chapter 2), setting out all the main theoretical and conceptual terms that define your area of study prior to data collection is extremely problematic, because theory is the outcome of the study, rather than the basis for it. Hence, in the process of researching a topic, researchers may discover issues that they did not previously anticipate as likely to be important to their area of study. As a result, they become aware of the limitations of the topic area that they originally intended to inform, and this can lead them towards an unanticipated understanding of it (Noblit and Hare 1988). Interpretative researchers are thus more likely than deductive researchers to change their view of the theory or literature as a result of the analysis of collected data and so they require greater flexibility to modify the boundaries of their subject of study as they go along. This means that narrative review may be more suitable for qualitative researchers whose research strategy is based on an interpretative epistemology, and for them systematic review should not be automatically accepted as a better way of dealing with the literature.

Most reviews are of the narrative kind, regardless of whether they are meant to be springboards for the reviewer's own investigation (for example, when the literature is reviewed as a means of specifying what is already known in connection with a research topic, so that research questions can be identified that the reviewer will then examine) or are ends in their own right (as a means of summarizing what is known in an area). When we examine some examples of writing up research in Chapter 29, we will see that the literature relevant to the researcher's area of interest is always reviewed as a means of establishing why the researcher conducted the research and what its contribution is likely to be. Such reviews are still mainly narrative reviews. Compared to systematic reviews, narrative reviews can appear rather haphazard (thus making them difficult to reproduce), of questionable comprehensiveness, and lacking in discrimination in terms of the kind of evidence used, though such a view is by no means always held (see Thinking deeply 5.3). It may be that this accounts for the growing incorporation of procedures associated with systematic reviews into narrative reviews (see Thinking deeply 5.4).



Thinking deeply 5.4

Incorporating systematic review practices into narrative reviews

It is always risky to speculate, but I have a hunch that some narrative reviews will incorporate some of the practices associated with systematic review. Even though some writers like those mentioned in Thinking deeply 5.3 object to systematic review for its tendency towards a mechanical approach to reviewing the literature, it could be that some reviewers will be attracted to its emphasis on such features as transparency about how searches were conducted and/or comprehensiveness in the literature search. This is especially likely to be the case when reviewers work on their own, as systematic review requires more than one person to assist in such steps as: the formulation of research questions, the selection of keywords, and the assessment of quality.

I tried to incorporate some systematic review practices into a narrative literature review I carried out on leadership effectiveness at departmental level in higher education (Bryman 2007c). The systematic review practices were apparent in:

- use of an explicit research question to guide the review. The question was: 'What styles of or approaches to leadership are associated with effective leadership in higher education?' (Bryman 2007c: 693).
- the specification of the literature search procedures so that they were reproducible, the combination of key terms for searching for the literature in more than one online database (SSCI, Educational Resources Information Center, Google Scholar, and others) and hand searching through the bibliographies of numerous key articles. The terms used were: leader* or manage* or administrat* plus higher education* or university* or academic plus effective* (the asterisks are 'wild cards' so that 'leader*' will pick up 'leader', 'leaders', 'leading', and 'leadership').

- the use of quality appraisal criteria to decide which articles should be within the review's scope. The quality appraisal criteria were: 'the aims of the research were clearly stated; they made clear the ways in which data were collected (sampling, research instruments used, how data were analysed), did so in a systematic way, and indicated how the methods were related to the aims; provided sufficient data to support interpretations; and outlined the method of analysis' (Bryman 2007c: 695). From many hundreds of 'hits', only twenty articles both related to the research question and met the appraisal criteria.
- the display of the leadership styles associated with leadership effectiveness in a table with an indication of which articles they had been identified in.

This review did not conform to systematic review procedures in several ways, such as the fact that the literature reviewed comprised almost exclusively peer-reviewed articles in academic journals, so that 'grey literature' was not included, as it was in the meta-analysis reported in Research in focus 5.2. The vast majority of articles found in the searches were not included in the review because they did not relate to the research question rather than because they failed to meet the quality criteria. This was probably because most of the articles identified through the online bibliographic and hand searches were articles published in journals that peer-review articles prior to publication, so that these studies had already gone through a quality appraisal process.



Tips and skills

Reasons for writing a literature review

The following is a list of reasons for writing a literature review.

- You need to know what is already known in connection with your research area, because you do not want to be accused of reinventing the wheel.
- You can learn from other researchers' mistakes and avoid making the same ones.
- You can learn about different theoretical and methodological approaches to your research area.
- It may help you to develop an analytic framework.
- It may lead you to consider the inclusion of variables in your research that you might not otherwise have thought about.
- It may suggest further research questions for you.
- It will help with the interpretation of your findings.
- It gives you some pegs on which to hang your findings.
- It is expected!



Student experience

Importance of doing a literature review

Lily Taylor does not appear to need convincing about the necessity of doing a literature review. As she notes:

Looking at significant work that related to mine was good in the sense that it enabled me to look at the use of methodology and access key concepts and characteristics of the work.

For several of the students, the literature in their chosen area had an influence on their research questions. For example, Alice Palmer writes about her dissertation research on the changing role of the modern housewife:


Lots of reading to identify gaps in previous research was the most important way of formulating research questions. However, it is also important to follow 'gut feelings' about what needs investigating, even if it has been done before, because things could have changed over time.

Amy Knight wrote in connection with her project on recycling and gender differences:

I completed extensive reading focusing on the topics of recycling and gender differences. In previous studies gender differences regarding levels of environmental concern tended to be similar (that females demonstrated higher levels of environmental concern than men). However, previous published research was inconclusive regarding recycling habits and gender differences. I was interested to see whether levels of environmental concern could also link to recycling habits hence the two research questions.



To read more about Lily's, Alice's, and Amy's research experiences, go to the Online Resource Centre that accompanies this book at: www.oxfordtextbooks.co.uk/orc/brymansrm4e/



Searching the existing literature

Usually, students will have in mind a few initial references when they begin on a project. These will probably come from recommended reading in course modules, or from textbooks. The bibliographies provided at the end of textbook chapters or articles will usually provide you with a raft of further relevant references that can also be followed up. A literature search relies on careful reading of books, journals, and reports in the first instance. After identifying a few keywords that help to define the boundaries of your chosen area of research (see below), electronic databases of published literature can be searched for previously published work in the field.

Electronic databases

Online bibliographical databases accessible on the Internet are an invaluable source of journal references. An increasing number of these will also provide access to the full text of an article in electronic format—these are usually referred to as e-journals. You will need to find out whether your institution can give you a user name and password to gain access to these databases, so look on your library's homepage, or ask a member of library staff.

Probably the single most useful source for the social sciences is the Social Sciences Citation Index (SSCI), which fully indexes over 1,700 major social science journals covering all social science disciplines dating back to 1970. To gain access to this website, most UK users will need an Athens username and password. It can be

accessed from the ISI Web of Knowledge (WoK) home page at the following address:

<http://wok.mimas.ac.uk/> (accessed 3 August 2010).

The Citation indexes collectively are also known as Web of Science.

The SSCI database provides references and abstracts, and some libraries add full-text links for articles from some of the most important social science journals published worldwide. It is therefore very useful as an initial source in your literature search, because, if you search the database effectively, you can be relatively confident that you have covered the majority of recent academic journals that may have published articles on your topic of interest. Here are some introductory guidelines for searching SSCI.

- Select the ISI Web of Knowledge Service.
- Select the **Web of Science** tab
- Choose Social Science Citation Index by unticking the other indexes below **Citation Databases**:
- You can then search by Topic and/or by Author by entering the appropriate terms or names into the appropriate boxes below **Search for**:
- Click on **Search**. Note that the default is to search 1970 to the current date; you can change this by using the pull down menus below **Timespan**:

A feature of SSCI is its complete coverage of journal contents, so, in addition to research and scholarly articles, it also contains book reviews and editorial material, which invariably can be identified through keyword



Student experience

Strategies for finding references

The students who supplied information concerning their strategies for doing their literature reviews used a variety of approaches. As well as searching the journals, Erin Saunders got help from her supervisor and others.

I was recommended a number of relevant texts by my supervisor—and from there I located other sources by using the bibliographies of these texts. As well, I did an extensive journal search for articles that were related to my topic. I also contacted a number of academics in the field to ask for specific suggestions. Then I read as much of the literature as I could, identifying key themes and ideas.

Hannah Creane's approach was to focus on key names in the sociological literature on childhood.

Initially I read a few core textbooks that cover the general aspects of sociology, and picked out from them the main names of sociologists who have written about childhood and, in particular, childhood as a social construction. From there I read the books of some of the key names within the field of childhood study, and just simply kept looking up the names of sociologists whom they had referenced. I kept going like this until I felt I had enough literature to back up my findings and theories that I made in the light of my own research.

Rebecca Barnes proceeded by identifying key texts and then using bibliographies.

Once I started to locate the core texts, this process gathered more momentum, since I was able to draw on bibliographies in those sources to identify other relevant references.



To read more about Erin's, Hannah's, and Rebecca's research experiences, go to the Online Resource Centre that accompanies this book at: www.oxfordtextbooks.co.uk/orc/brymansrm4e/

searches. You will need to experiment with the use of keywords, because this is usually the way in which databases like these are searched, though author searches are also possible. Finally a feature that is often useful is the 'Times cited' link. If you find an article that is relevant to your dissertation, then you can click to see which other articles have cited it. This does two things. First it allows you to see how an article has been used in more recent research, and in particular whether it has been challenged. Second, it gives an impression of whether the article and the ideas in it have been developed with new data. For example, at the time of writing this chapter (17 January 2011), my paper published in 1999 in the journal *Sociological Review* on the Disneyization of society has been cited in twenty-nine other papers about related subjects, such as emotional labour and retailing. However, it is important to realize that articles in other journals may have cited the article. The reason that these would not turn up in an SSCI search is that those responsible for it operate a screening process, which means that by no means all journals achieve entry into the database. The screening process takes into account the reputation and impact of the journal concerned.

You can also use the **Cited Reference Search** to search for articles that cite an article that you know about

already. This can help you find other related research and also see what other authors thought of your original article. This is particularly useful if your article is a few years old.

Also very useful is Scopus, which is available at: www.scopus.com/scopus/home.url (accessed 3 August 2010).

Scopus describes itself as 'the largest abstract and citation database of research literature and quality web sources'. You will need an Athens or other username and password to get into the database. The 'General Search' may meet your initial needs. This allows you to search in terms of keywords and/or authors. You need to specify the date range of articles you wish to search for (it goes back to 1960) and to untick the subject areas not relevant to your search. Scopus tends to include a wider range of journals than SSCI. Like SSCI, it will bring up the abstract, as well as the full reference when a particular item is selected for further examination.

Also useful for searching for references is Google Scholar—see Tips and skills 'Using information on the Web' for details of how to use this search tool.

Nowadays, many academic publishers have begun to offer full-text versions of articles in their journals

through their own websites; Cambridge University Press (Cambridge Journals Online) and Sage (HighWire) are the two most prominent examples. Again you will need to check with your librarian to find out which of these resources you can use and how to access them. The INGENTA website offers full-text versions from various publishers, and you will be able to access full-text versions of articles in journals to which your library subscribes. In addition to scholarly books and journals, newspaper archives can provide a valuable supplementary resource through which to review the emergence of new topics in areas of social concern. Most newspapers require subscription to be able to search their online databases (for example, *Financial Times*, *Daily* and *Sunday Telegraph*, *The Times*). However, most academic libraries will have a subscription to some individual newspapers or to a service such as Proquest or Lexis Nexis, which allows you to search several newspapers at once; you may need a password to access them. Newspapers and periodicals can be a rich source of information about certain topics that make good stories for journalists, such as social problems, policy initiatives, or trade union disputes. The level of analysis can also be high. For an academic dissertation they should always be seen as secondary to published literature in books and journals, but it takes some time for academic articles to be published, so for recent events newspapers may be the only source of information.

A word of warning about using Google and other search engines for research. Internet search engines are very useful for researching all sorts of things. However,

they merely find sites; they do not evaluate them. So be prepared to look critically at what you have found. Remember that anyone can put information on the Web, so, when looking at websites, you need to evaluate whether the information you have found is useful. The following points are worth considering.

- Who is the author of the site and what is his or her motive for publishing?
- Where is the site located? The URL can help you here. Is it an academic site (.ac) or a government site (.gov), a non-commercial organization (.org) or a commercial one (.com or .co)?
- How recently was the site updated? Many sites will give you a last updated date, but you can get clues as to whether a page is being well maintained by whether the links are up to date and by its general appearance.

Try to confine your literature search to reliable websites, such as those mentioned in this chapter. For more on this issue, see Tips and skills 'Using information on the Web'.

The catalogue of your own institution is an obvious route to finding books, but so too are the catalogues of other universities. COPAC contains the holdings of twenty-seven of the largest university research libraries plus the British Library. It can be found at: <http://copac.ac.uk> (accessed 17 January 2011).

A well-known website like amazon can also be extremely helpful for searching for books.



Tips and skills

Using email alerts

One way of expanding your literature search is through email alerts. These supply you with an email when an issue of a journal that you are interested in is published. You can also be sent email alerts when articles with certain keywords or written by particular authors are published. One of the main ways of setting up email alerts is through Zetoc, through the British Library. You will need to sign in with a username and password. An Athens username and password will usually achieve this. To find Zetoc, go to: <http://zetoc.mimas.ac.uk/> (accessed 3 August 2010).

Alternatively, you can use Scopus for sending alerts when articles on nominated topics or by nominated authors are published. Go to: www.scopus.com/alert/form/MyAlerts.url (accessed 3 August 2010).

There is also a Scopus app for the iPhone, iPod Touch, and iPad that can be downloaded from: <http://itunes.apple.com/app/scopus-alerts-lite-take-your/id365300810?mt=8> (accessed 3 August 2010).



Tips and skills

Using information on the Web

The Internet provides an enormous and richly varied source of freely available information about social research that can be quickly and easily accessed without the need for university agreements to gain access to them. However, there is a difficulty in relying on this, because the strength of the Internet in providing access to huge amounts of information is also its weakness, in that it can be very difficult to differentiate what is useful and reliable from that which is too simplistic, too commercially oriented, too highly opinionated, or just not sufficiently academic. The worst thing that can happen is that you end up quoting from sources from the Web that are quite simply misleading and incorrect. Therefore, it is important to be selective in your use of information on the Internet and to build up a list of favourite websites that you can check regularly for information.

However, such sources have to be evaluated critically. For example, while writing this chapter for the third edition of this book, I encountered the following definition of qualitative research in Wikipedia, which is very popular among students.

Qualitative research is one of the two major approaches to *research methodology in social sciences*. Qualitative research involves an indepth understanding of *human behaviour* and the *reasons* that govern human behaviour. Unlike *quantitative research*, qualitative research relies on reasons behind various aspects of *behaviour*. Simply put, it investigates the why and how of *decision-making*, as compared to what, where, and when of quantitative research. Hence, the need is for smaller but focused *samples* rather than large *random samples*, which qualitative research categorizes into patterns as the primary basis for organizing and reporting results. (http://en.wikipedia.org/wiki/Qualitative_research (accessed 12 February 2007))

This is a very misleading characterization of both quantitative and qualitative research. It implies that quantitative researchers are not concerned with examining the 'reasons behind various aspects of behaviour'. This is a quite extraordinary notion. The whole point of the preoccupation with causality and the very notions of independent and dependent variables that are part of the basic vocabulary of quantitative research (see Chapter 7) would suggest the opposite: quantitative researchers are deeply concerned about exploring the reasons behind behaviour. Also, qualitative researchers are concerned to explore 'what, where, and when', in that they frequently engage in descriptions of what is happening at certain events or on particular occasions, where they take place, and often draw inferences about their timing. Further, quantitative researchers 'categorize . . . data into patterns', but the nature and character of those patterns assume a different form. This is a very poor definition and characterization of qualitative research and demonstrates the risk of using Web sources in an unquestioning way. Wikipedia contains some very good entries, but it has to be treated with caution, as do Web sources generally. Interestingly, the above quotation can no longer be found at:

http://en.wikipedia.org/wiki/Qualitative_research (accessed 3 August 2010).

Searching tool

Google has a really useful product called 'Google Scholar', which can be accessed from the Google home page. This product provides a simple way to search broadly for academic literature. Searches are focused on peer-reviewed papers, theses, books, abstracts, and articles, from academic publishers, professional societies, preprint repositories, universities, and other scholarly organizations. Google Scholar also enables you to see how often an item has been cited by other people. This can be very useful in assessing the importance of an idea or a particular scholarly writer. See:

<http://scholar.google.com>.

Current affairs

For case study analyses and keeping up to date on current social issues, the BBC News website is reasonably well balanced and quite analytical:

www.bbc.co.uk.

Statistics on social trends

The National Statistics office makes a huge amount of data about social trends available on its website:

www.statistics.gov.uk

The statistics on Internet use at the beginning of Chapter 28 are gleaned by examining this website.

European statistics relating to specific countries, industries, and sectors can be found on Europa, the portal to the European Union website:

http://europa.eu/index_en.htm

Other useful websites that are relevant to research methods

Teaching Resources and Materials for Social Scientists:

<http://tramss.data-archive.ac.uk/>

Intute:

www.intute.ac.uk/services.html

Exploring online research methods:

www.geog.le.ac.uk/ORM/

Qualitative data analysis:

<http://onlineqda.hud.ac.uk/>

Research ethics:

www.ethicsguidebook.ac.uk and

www.lancaster.ac.uk/researchethics/index.html

Access to various data that can be used for secondary analysis:

www.esds.ac.uk

(All websites mentioned in this box were accessed 3 August 2010 unless stated otherwise.)



Student experience

Literature review as ongoing

The literature review is often viewed as a distinct phase in the research process, but in fact it is invariably an ongoing component of a research project. While email alerts like Zetoc alerts (see Tips and skills 'Using email alerts') may be a useful way of keeping on top of the literature, they also mean that the literature review may not draw to a close at an early stage. Rebecca Barnes found that searching the literature was an ongoing process.

Although at the beginning of my Ph.D., I dedicated a more prolonged period of time to searching for and reviewing literature, this process has been an ongoing part of the research process. I used electronic databases such as Cambridge Sociological Abstracts to identify sources which could be useful, and I was also fortunate in stumbling across a bibliography of sources for same-sex domestic violence on the Internet. . . . I also subscribe to Zetoc alerts, which means that rather than having to spend time regularly updating the literature which I have, I am informed of many new articles as soon as they are published.

Rebecca's experience is not unusual. Isabella Robbins, who was doing a Ph.D. at the time, describes the literature review as feeling like 'a process that has been ongoing for about six years', while Sarah Hanson suggests that it can be difficult to bring the review to a close.

The only difficulty I encountered was that I couldn't stop reading; I had finished my literature review and had started writing my dissertation, but I kept stumbling upon book after book, which then had to be encompassed into the literature review. I ended up writing and rewriting my literature review.

In a similar vein Jonathan Smetherham wrote of the literature review for an undergraduate dissertation that he began with some material with which he was familiar and then:

I developed research questions and then used these as the basis for doing a more probing lit review. By this stage, I had seen a few of the ‘big names’ cropping up repeatedly, so I began searching out their scholarly work for greater insight. . . . However, after the actual research project had been conducted in the field, I did essentially rewrite the literature review, as the scope of my study changed so considerably during the data-collection process. However, this was a much more focused and efficient exercise—in part due to the impending deadline, and in part because the review was no longer an exploratory exercise but something which was sharp, crisp and focused.



To read more about Rebecca’s, Isabella’s, Sarah’s and Jonathan’s research experiences, go to the Online Resource Centre that accompanies this book at: www.oxfordtextbooks.co.uk/orc/brymansrm4e/

Keywords and defining search parameters

For all these online databases, you will need to work out some suitable keywords that can be entered into the search engines and that will allow you to identify suitable references. Journal articles often include lists of keywords. When you find two or three articles that are relevant to your research and that have lists of keywords, it may be useful to use some of these keywords that are relevant to your research for searching for other articles. You will also need to think of synonyms or alternative

terms and try to match your language to that of the source you are searching. For example, in the example in Research in focus 5.4, I used ‘manage*’ and ‘administrat*’ as well as ‘leader*’ (see earlier in this chapter for the use of asterisks as wild cards). This is not because I think that management and administration are the same as leadership but because I realized quite early on that some authors use these terms either as synonyms for leadership or in very similar ways. Be prepared to experiment and to amend your keywords as your research progresses; you may find as you search the literature that there are other ways of describing your subject.



Tips and skills Keywords

For all kinds of review—narrative or systematic—using keywords for searching online databases of articles is crucial. However, it is not as easy as it seems. For example, though the authors of the article in Research in focus 5.3 searched the literature thoroughly using keywords, they note that, after they had completed the meta-ethnography on lay experiences of diabetes, they ‘were made aware of a meta-ethnography based on 43 qualitative reports concerned with the “lived experience of diabetes”’ (Campbell et al. 2003: 683). Not only were they unable to uncover this article, which had been published in 1998, through their search, but also the authors of the other meta-ethnography had included only three of the seven articles Campbell et al. had used. Searching for keywords requires some experimentation and should not be regarded as a one-off exercise.

In most databases, typing in the title of your project, or a sentence or long phrase, as your search term is not advisable, as, unless someone has written something with the same title, you are unlikely to find very much. You need to think in terms of keywords (see Tips and skills ‘Keywords’).

Use the HELP provided in the databases themselves to find out how to use your keywords to best effect. The advice on using ‘operators’ such as AND, OR, and NOT can be especially helpful.

In some areas of research, there are very many references. Try to identify the major ones and work outwards from there. Move on to the next stage of your research at the point that you identified in your timetable, so that you can dig yourself out of the library. This is not to say that your search for the literature will cease, but that you need to force yourself to move on. Seek out your supervisor’s advice on whether you need to search the literature much more. Figure 5.1 outlines one way of searching the literature. The most important thing to remember, as the

Figure 5.1

One way of searching the literature

1. Read books or articles known to you or recommended by others related to your research questions

THEN

2a. Keep notes based on your reading of this literature

AND

b. Note keywords used in this literature

AND

c. Make a note of other literature referred to that may be relevant and worth following up

THEN

3. Generate keywords relevant to your research questions

THEN

4a. Search the library for literature relating to your subject

AND

b. Conduct an online search using an appropriate electronic database

THEN

5a. Examine titles and abstracts for relevance

AND

b. Retrieve selected items (back up to item 2a)


AND

c. Check regularly for new publications

Note: At each stage, keep a record of what you have done and your reasons for certain decisions. This will be useful to you for remembering how you proceeded and for writing up a description and justification of your literature search strategy, which can form part of your methods section. When making notes on literature that you read, make notes on content and method, as well as relevance, and keep thinking about how each item will contribute to your critical review of the literature.

note at the end of the figure suggests, is to keep a good record of the process so that you can keep track of what you have done. Also, when you give your supervisor

drafts of your literature review, make sure you include all the references and their details so that he or she can assess the coverage and quality of your review adequately.



Referencing your work

Referencing the work of others is an important academic convention because it emphasizes that you are aware of the historical development of your subject, particularly if you use the Harvard (or author–date) method, and shows that you recognize that your own research builds on the work of others. Referencing in your literature review is thus a way of emphasizing your understanding and knowledge of the subject. In other parts of your dissertation referencing will serve somewhat different purposes—for example, it will show your understanding of methodological considerations or help to reinforce your argument. A reference is also sometimes described as a citation and the act of referencing as citing.

As I mentioned earlier on in this chapter, a key skill in writing your literature review will therefore be to keep a record of what you have read, including all the bibliographic details about each article or book that will go into your bibliography or references. For larger research projects it can be useful to use note cards or software packages that are designed specifically for this purpose such as Procite or Endnote, but for a student research project it will probably be sufficient to keep an electronic record of all the items that you have read in a Word document, although you should bear in mind that you may not include all of these in your final bibliography. However, the main thing to make sure of is that you keep your bibliographic records up to date and do not leave this until the very end of the writing-up process, when you will probably be under significant time pressure.

Your institution will probably have its own guidelines as to which style of referencing you should use in your dissertation and if it does you should definitely follow them. However, the two main methods used are:

- *Harvard* or author–date. The essence of this system is that, whenever you paraphrase the argument or ideas of an author or authors in your writing, you add in parentheses immediately afterwards the surname of the author(s) and the year of publication. If you are quoting the author(s), you put quotation marks around the quotation and after the year of publication you

include the page number where the quotation is from. All books, articles, and other sources that you have cited in the text are then given in a list of references at the end of the dissertation in alphabetical order by author surname. This is by far the most common referencing system in social research and the one that we follow in this book. It is, therefore, the style that we would encourage you to use if your university does not require you to follow its own guidelines.

- *Footnote or numeric*. This approach involves the use of superscript numbers in the text that refer to a note at the foot of the page or the end of the text, where the reference is given in full together with the page number if it is a direct quotation. If a source is cited more than once, an abbreviated version of the reference is given in any subsequent citation, which is why this is often called the short-title system. As well as being used to refer to sources, footnotes and endnotes are often used to provide additional detail, including comments from the writer about the source being cited. This is a particular feature of historical writing. One of the advantages of the footnote or numeric method is that it can be less distracting to the reader in terms of the flow of the text than the Harvard method, where sometimes particularly long strings of references can make a sentence or a paragraph difficult for the reader to follow. Furthermore, software packages like Word make the insertion of notes relatively simple, and many students find that this is a convenient way of referencing their work. However, when students use this method, they often use it incorrectly, as it is quite difficult to use it well, and they are sometimes unsure whether or not also to include a separate bibliography. The footnote approach to referencing does not necessarily include a bibliography, but this can be important in the assessment of students' work (see Thinking deeply 5.2). As not having a bibliography is a potential disadvantage to this style of referencing, your institution may recommend that you do not use it.



Tips and skills

The Harvard and note approaches to referencing

The examples below show some fictitious examples of referencing in published work. Note that in published articles there is usually a list of references at the end; books using the Harvard system usually have a list of references, whereas a bibliography is used with the short-title system of notes. The punctuation of references—such as where to place a comma, or whether to capitalize a title in full or just the first word—varies considerably from source to source. For example, with Harvard referencing, in some books and journals the surname of the author is separated from the date in the text with a comma—for example (Name, 1999)—but in others, like this book, there is no comma. However, the main thing is to be consistent. Select a format for punctuating your references, such as the one adopted by a leading journal in your subject area, and then stick to it.

An example of a Harvard reference to a book

In the text:

As Name and Other (1999) argue, motivation is a broad concept that comprises a variety of intrinsic and extrinsic factors . . .

. . . and in the bibliography or list of references:

Name, A., and Other, S. (1999). *Title of Book in Italics*. Place of Publication: Publisher.

An example of a Harvard reference with a direct quotation from a book

In the text:

However, the importance of intrinsic factors often tends to be overlooked since 'studies of motivation have tended predominantly to focus on the influence of extrinsic factors' (Name and Other 1999: 123).

. . . and in the bibliography or list of references:

Name, A., and Other, S. (1999). *Title of Book in Italics*. Place of Publication: Publisher.

An example of a Harvard reference to a journal article

In the text:

Research by Name (2003) has drawn attention to the importance of intrinsic factors in determining employee motivation.

. . . and in the bibliography or list of references:

Name, A. (2003). 'Title of Journal Article', *Journal Title*, 28(4): 109–38.

Issue numbers are often not included, as in the case of the References in this book.

Refers to volume (issue) numbers



An example of a Harvard reference to a chapter in an edited book

In the text:

As Name (2001) suggests, individual motivation to work is affected by a range of intrinsic and extrinsic factors . . .

. . . and in the bibliography or list of references:

Name, A. (2001). 'Title of Book Chapter', in S. Other (ed.), *Title of Book in Italics*. Place of Publication: Publisher, pp. 124–56.

Abbreviation for 'Editor'



An example of a secondary reference using the Harvard method

In the text:

Individual motivation to work is affected by a range of intrinsic and extrinsic factors (Name 1993, cited in Other 2004).

. . . and in the bibliography or list of references:

Name, A. (1993). *Title of Book in Italics*. Place of Publication: Publisher, cited in S. Other (2004), *Title of Textbook in Italics*. Place of Publication: Publisher.

An example of a Harvard reference to an Internet site

In the text:

Scopus describes itself as 'the largest abstract and citation database of research literature and quality web sources' (Scopus 2007).

. . . and in the bibliography or list of references:

Scopus (2007). www.scopus.com/scopus/home.url (accessed 5 August 2010).

Note: it is very important to give the date of access, as some websites change frequently (or even disappear! See Tips and skills 'Using information on the Web' for an example).

An example of a note reference to a book

In the text:

On the other hand, research by Name³ has drawn attention to the influence of intrinsic factors on employee motivation . . .

. . . and in the notes:

³ A. Name, *Title of Book in Italics*. Place of Publication, Publisher, 2000, pp. 170–7.

An example of a note reference to an Internet site

In the text:

Scopus describes itself as 'the largest abstract and citation database of research literature and quality web sources',³⁹

. . . and in the notes:

³⁹ Scopus (2007). www.scopus.com/scopus/home.url (accessed 5 August 2010).

Bear in mind that it is essential when preparing your own referencing in the text and the bibliography or list of references that *you follow the conventions and style that are recommended by your institution for preparing an essay, dissertation, or thesis*.



Tips and skills

Using bibliographic software

ProCite, EndNote, and Reference Manager are three of the leading Windows-based software tools used for publishing and managing bibliographies. Your university may have a site licence for one of these packages. They are used by academic researchers, information specialists, and students to create bibliographic records equivalent to the manual form of index cards. This allows you to compile your own personal reference database. These records can then be automatically formatted to suit different requirements—for example, to comply with the referencing requirements of a particular scholarly journal. A further advantage to the software is that it can enable you to export references directly from databases such as the Social Sciences Citation Index (SSCI). The software also has search options that help you to locate a particular reference, although the extent of these features varies from one package to another.

In the long run, this can save you time and effort and reduce the possibility of errors. However, for a student research project it may not be worthwhile for you to take the time to learn how to use this software if it is only to be used for the dissertation. On the other hand, if knowledge of the software may be useful to you in the longer term, for example, if you are thinking of going on to pursue an academic career by doing a Ph.D., or if you are intending to work in a field where research skills are valued, then it may be worth learning how to use the software. More details about these products can be found on the following websites:

www.procite.com

www.endnote.com

www.refman.com

However, if you do not have access to one of these packages, similar software is offered free to students and can be downloaded from the Internet. One of these is BiblioExpress, a simplified version of the package Biblioscape. This package offers the main features associated with bibliographic referencing software and provides extensive user support from its website, which includes a free downloadable user manual. BiblioExpress enables you to do most of the main things needed for a student research project. For more details go to:

www.biblioscape.com/biblioexpress.htm

All web pages mentioned in this box were accessed 5 August 2010.



Thinking deeply 5.5

The problem of using secondary literature sources

Be careful when using second-hand accounts of theories or findings. It is well known that these are sometimes misleadingly represented in publications—though hopefully not in this book! An interesting case is the *Affluent Worker* research that is described later in this book in Research in focus 24.8. This research entailed a survey in the 1960s of predominantly affluent workers in three firms in Luton. It is regarded as a classic of British sociology. One of the authors of the books that were published from this research conducted a search for books and articles that discussed the findings of this research. Platt (1984) shows that several authors misinterpreted the findings. Examples of such misinterpretation follow.

- *The study was based on just car workers.* It was not—only one of the three companies was a car firm.
- *The study was based on just semi-skilled or mass production workers.* It was not—there were a variety of skill levels and technological forms among the manual sample.
- *The research ‘found’ instrumentalism*—that is, an instrumental orientation to work. This is misleading—instrumentalism was an inference about the data, not a finding as such.

The point of this discussion is the need to be vigilant about possibly recycling incorrect interpretations of theoretical ideas or research findings.


The role of the bibliography

What makes a good bibliography or list of references? You might initially think that length is a good measure, since a longer bibliography containing more references might imply that the author has been comprehensive in his or her search of the existing literature. This is undoubtedly true, but only up to a point, since it is also important for the bibliography to be selectively focused—it should not include everything that has ever been written about a subject but instead should reflect the author’s informed judgement of the importance and suitability of sources. This incorporates some of the judgements about quality that were discussed earlier on in this chapter. One common proxy for quality is the reputation of the journal in which an article is published. However, although this is a useful indicator, it is not one that you should rely on exclusively, since there might be articles in lesser-status journals—for instance, those targeted at practitioners—that have relevance to your subject. But it is important to be aware of these judgements of quality and to seek the advice of your supervisor in making them. Another important feature of a good bibliography relates to secondary referencing. This is when you refer to an article or book that has been cited in another source such as a textbook and you do not, or cannot, access the original article or book from which it was taken. However, relying heavily on secondary references can be problematic,

because you are dependent upon the interpretation of the original text that is offered by the authors of the secondary text. This may be adequate for some parts of your literature review, but it is a bit like the game Chinese Whispers, in that there is always the potential for different interpretations of the original text, and this increases the further removed you are from the original source. So it is a good idea to be cautious in the use of secondary references and to go back to the original source if you can, particularly if the reference is an important one for your subject. Thinking deeply 5.5 gives an example of how an author’s work can be referenced in ways that involve reinterpretation and misquotation long after the date of publication. A further feature of a good bibliography stems from the relationship between the list of references at the end and the way in which they are used in the main body of the text. It should go without saying that it is not very helpful to include references in a list of references that are not even mentioned in the text. If references are integrated into the text in a way that shows you have read them in detail and understood the theoretical perspective from which they are written, this is much more impressive than if a reference is inserted into the text in a way that does not closely relate to what is being said in the text. Finally, Barnett (1994) argues that a good bibliography gives no indication of the quality of a piece of work, pointing out that some of the most influential academic books ever written do not even

include one. Drawing on the ideas of Bourdieu (1984), he suggests that the main purpose of the bibliography is to enable you to understand the habitus that the author

is claiming to reside in, this being about understanding the beliefs and dispositions of the author combined with the constraints associated with his or her situation.



Avoiding plagiarism

An issue to bear in mind when writing up your literature review is the need to avoid plagiarizing the work that you are reading. Plagiarism is a notoriously slippery notion. To plagiarize is defined in *The Concise Oxford Dictionary* as to ‘take and use another person’s (thoughts, writings, inventions . . .) as one’s own’. Similarly, the online Encarta UK English Dictionary defines it as ‘the process of copying another person’s idea or written work and claiming it as original’. Plagiarism does not just relate to the literature you read in the course of preparing an essay or report. Taking material in a wholesale and unattributed way from sources like essays written by others or from websites is also a context within which plagiarism can occur. Further, it is possible to self-plagiarize, as when a person lifts material that he or she has previously written and passes it off as original work. Plagiarism is commonly regarded as a form of academic cheating and as such differs little if at all in the minds of many academics from other academic misdemeanours such as fabricating research findings.

There is a widespread view that plagiarism among students is increasing in incidence, though whether this is in fact the case is difficult to establish unambiguously. Indeed, it is difficult to establish how widespread plagiarism is, and there are quite substantial variations in estimates of its prevalence. It is widely viewed that the Internet is one of the main—if not *the* main—motor behind the perceived increase in the prevalence of plagiarism. The ease with which text can be copied from websites, e-journal articles, e-books, online essays sold commercially, and numerous other sources and then pasted into essays is often viewed as one of the main factors behind the alleged rise in plagiarism cases among students in UK universities and elsewhere.

There are several difficulties with plagiarism as an issue in higher education. One is that universities vary in their definitions of what plagiarism is (Stefani and Carroll 2001). Further, they vary in their response to it when it is uncovered. They also vary in both the type and the severity of punishment. Further, within any university, academic and other staff differ in their views of the sinfulness of plagiarism and how it should be handled

(Flint et al. 2006). There is also evidence that students are less convinced than academic staff that plagiarism is wrong and that it should be punished. Research at an Australian university implies that staff are more likely than students to believe that plagiarism is common among students (J. Wilkinson 2009). Major reasons for plagiarism on which staff and students largely agreed were: a failure to understand referencing rules; laziness or bad time management; and the ready availability of material on the Internet. Interestingly, students were less likely than staff to agree with the statement ‘Students receive adequate guidance from staff about what is an [sic] isn’t acceptable in terms of referencing in assignments’, implying that many students feel they do not receive sufficient advice. These findings point, at the very least, to the need to be fully acquainted with your institution’s regulations on plagiarism and its advice on proper referencing.

In view of all these uncertainties of both the definition of and the response to plagiarism, students may wonder whether they should take the issue of plagiarism seriously. My answer is that they most definitely should take it seriously. Academic work places a high value on the originality of the work that is presented in any kind of output. To pass someone else’s ideas and/or writings off as your own is widely regarded as morally dubious at best. Thus, while there are several grey areas with regard to plagiarism, as outlined in the previous paragraph, it is important not to overstate its significance. There is widespread condemnation of plagiarism in academic circles and it is nearly always punished when found in the work of students (and indeed that of others). You should therefore avoid plagiarizing the work of others at all costs. So concerned are universities about the growth in the number of plagiarism cases that come before examination boards and the likely role of the Internet in facilitating it that they are making more and more use of plagiarism detection software, which trawls the Internet for such things as strings of words (for example, Turnitin UK; see <http://turnitin.com/static/index.html> (accessed 5 August 2010) for more information). Thus, as several writers (e.g. McKeever 2006) have observed, the very

technological development that is widely perceived as promoting the incidence of plagiarism—the Internet—is increasingly the springboard for its detection. Even well-known and ubiquitous search engines like Google are sometimes employed to detect student plagiarism through the search for unique strings of words.

The most important issue from the student's point of view is that he or she should avoid plagiarism at all costs, as the penalties may be severe, regardless of the student's own views on the matter. First, do not 'lift' large sections of text without making it clear that they are in fact quotations. This makes it clear that the text in question is not your own work but that you are making a point by quoting someone. It is easy to get this wrong. In June 2006 it was reported that a plagiarism expert at the London School of Economics had been accused of plagiarism in a paper he published on plagiarism! A paragraph was found that copied verbatim a published source by someone else and that had not been acknowledged properly as from another source. The accused person defended himself by saying that this was due to a formatting error. It is common practice in academic publications to indent a large section of material that is being quoted, thus:

The most important issue from the student's point of view is that they should avoid plagiarism at all costs, as the penalties may be severe, regardless of the student's own views on the matter. First, do not 'lift' large sections of text without making it clear that they are in fact quotations. This makes it clear that the text in question is not your own work but that you are making a point by quoting someone. It is easy to get this wrong. In June 2006 it was reported that a plagiarism expert at the London School of Economics had been accused of plagiarism in a paper he published on plagiarism! A paragraph was found that copied verbatim a published source by someone else and that had not been acknowledged properly as from another source. The accused person defended himself by saying that this was due to a formatting error. It is common practice in academic publications to indent a large section of material that is being quoted. (Bryman 2012: 125)

The lack of indentation meant that the paragraph in question looked as though it was his own work. While it may be that this is a case of 'unintentional plagiarism' (Park 2003), distinguishing the intentional from the unintentional is by no means easy. Either way, the credibility and possibly the integrity of the author may be

undermined. It is also important to realize that, for many if not most institutions, simply copying large portions of text and changing a few words will also be regarded as plagiarism.

Second, do not pass other people's ideas off as your own. This means that you should acknowledge the source of any ideas that you present that are not your own. It was this aspect of plagiarism that led to the author of *The Da Vinci Code*, Dan Brown, being accused of plagiarism. His accusers did not suggest that he had taken large chunks of text from their work and presented it as his own. Instead, they accused him of lifting their ideas from a non-fiction book they had written (*The Holy Blood and the Holy Grail*). However, Dan Brown *did* acknowledge his use of their historical work on the grail myth, though only in a general way in a list of acknowledgements, as novelists mercifully do not continuously reference ideas they use in their work. Brown's accusers lost their case, but there have been other high-profile cases of plagiarism that *have* been proved. For example, in 2003, the UK Prime Minister's Director of Communications and Strategy issued a briefing to journalists on the concealment of weapons in Iraq. This was found to have been copied from several sources and became known as the 'dodgy dossier'. The fact that so much of it had been taken from the work of others undermined its credibility in the eyes of others.

One of the most important messages of this section will hopefully be that you should guard against plagiarism at all costs. But it should also be clear that you should find out what your university and possibly departmental guidelines on the matter are. Quite aside from the rights and wrongs of plagiarism, it is not likely to impress your tutor if it is clear from reading the text that large chunks of your essay or report have been lifted from another source with just your own words interspersing the plagiarized text. In fact, that is often in my experience a giveaway—the contrast in styles is frequently very apparent and prompts the tutor to explore the possibility that some or much of the assignment you submit has in fact been plagiarized. Nor is it likely to impress most tutors if much of the text has been lifted but a few words changed here and there, along with a sprinkled few written by you. However, equally it has to be said that frequent quoting with linking sentences by you is not likely to impress either. When I have been presented with essays of that kind, I have frequently said to the student concerned that it is difficult to establish just what his or her own thoughts on the issue are.

Try therefore to express your ideas in your own words and acknowledge properly those ideas that are not your



Thinking deeply 5.6

Plagiarism and copyright in the case of a novel

Teenage American novelist Kaavya Viswanathan, author of *How Opal Mehta Got Kissed, Got Wild, and Got a Life*, was accused of plagiarizing sections of passages from another novel by Kinsella called *Can you Keep a Secret*, including entire sentences that were found to be virtually identical. Viswanathan claimed that the similarity was unintentional and attributed it to her photographic memory. The book was subsequently withdrawn from sale and the author's \$500,000 contract with the publisher Little Brown & Company cancelled, after it was found that there were also passages by other writers, including work by Salman Rushdie and Megan McCafferty. The key question, according to Lawson (2006), is whether the young novelist knew what she was doing and whether she accepts it was plagiarism. He also contends that the case highlights some of the pressures that novelists are placed under by publishers to make their mark in a market where they are competing against other forms of entertainment.

Although this case highlights the contested nature of charges of plagiarism, including the importance of ascertaining the author's intent, which is very difficult to do, it also draws attention to the moral judgement and significant penalties that may be levelled at an author if plagiarism is shown to have occurred. Although university students are not in a situation of risking multi-million-dollar deals in the same way as these novelists, the impact of plagiarism if it is shown to be significant can be highly detrimental in terms of their education and career prospects.

Sources: S. Goldenberg, 'Star Young Author Admits Unconscious Plagiarism', *Guardian*, 26 Apr. 2006; M. Lawson, 'Fingers in the Word Till', *Guardian*, 6 May 2006.

own. Plagiarism is something you may get away with once or twice, but it is so imprinted on the consciousness of many of us working in universities nowadays that you are unlikely to get away with it regularly. It is also extremely irritating to find that your own work has been plagiarized. I was asked to act as an external examiner of a doctoral thesis and found that large sections of one of my books had been taken and presented as the student's own work. I found this extremely annoying. A colleague to whom I mentioned the incident remarked that the only thing worse than plagiarism is incompetent plagiarism—incompetent because the student had plagiarized the work of someone he or she knew would be the external examiner. However, on reflection, the colleague was mistaken. Plagiarism is wrong—regardless of whether it is competently implemented or not. It is precisely for this reason that, in May 2007, Google banned advertisements from companies that write customized essays for students

(<http://news.bbc.co.uk/1/hi/education/6680457.stm> (accessed 5 August 2010)). Advice on plagiarism can usually be found in handbooks provided by students' institutions, as well as from www.plagiarism.org/ (accessed 5 August 2010).

One final point to note is that plagiarism is like a moving target. What it is, how it should be defined, how it can be detected, how it should be penalized: all these issues and others are in a state of flux as I write this chapter. It is very much a shifting situation, precisely because of the perception that it is increasing in frequency. The penalties can be severe, and, as I have witnessed when students have been presented with evidence of their plagiarism, it can be profoundly embarrassing and distressing for them. The message is simple: do not do it and make sure that you know exactly what it is and how it is defined at your institution, so that you do not inadvertently commit the sin of plagiarism.



Checklist

Questions to ask yourself when conducting and writing a literature review

- Have you reflected on what your audience is expecting from the literature review?
- Is your list of references up to date in your current areas of interest? Are there new areas of interest that you need to search on? Is it reasonably comprehensive?
- What literature searching have you done recently?
- What have you read recently? Have you found time to read?
- What have you learned from the literature? Has this changed in any way your understanding of the subject in which you are working?
- Is your search for the literature and the review you are writing being guided by your research questions? Has your reading of the literature made you think about revising your research questions?
- Is what you have read going to influence or has it influenced your research design in any way? Has it given you ideas about what you need to consider and incorporate?
- Have you addressed any key controversies in the literature and any different ways of conceptualizing your subject matter?
- Have you been writing notes on what you have read? Do you need to reconsider how what you have read fits into your research?
- Have you adopted a critical approach to presenting your literature review?
- What story are you going to tell about the literature? In other words, have you worked out what is going to be the message about the literature that you want to tell your readers?
- Has someone read a draft of your review to check on your writing style and the strength of your arguments about the literature?

Source: adapted from Bruce (1994); Holbrook et al. (2007); Reuber (2010).



Key points

- Writing a literature review is a means of reviewing the main ideas and research relating to your chosen area of interest.
- A competent literature review confirms you as someone who is competent in the subject area.
- A great deal of the work of writing a literature review is based upon reading the work of other researchers in your subject area; key skills can be acquired to help you get the most from your reading.
- Systematic review is a method that is gaining in popularity in social research as a way of enhancing the reliability of literature searching and review.
- Narrative review is a more traditional approach that has advantages of flexibility, which can make it more appropriate for inductive research and qualitative research designs.



Questions for review

Reviewing the existing literature

- What are the main reasons for writing a literature review?
- How can you ensure that you get the most from your reading?
- What are the main advantages and disadvantages associated with systematic review?
- What type of research questions is systematic review most suited to addressing?
- What are the main reasons for conducting a narrative literature review?
- In what type of research is narrative review most appropriate?

Searching the existing literature

- What are the main ways of finding existing literature on your subject?
- What is a keyword and how is it useful in searching the literature?

Referencing your work

- Why is it important to reference your work?
- What are the main referencing styles used in academic work and which of these is preferred by your institution?
- What is the role of the bibliography and what makes a good one?

Avoiding plagiarism

- What is plagiarism?
 - Why is it taken so seriously by researchers?
-



Online Resource Centre

www.oxfordtextbooks.co.uk/orc/brymansrm4e/


Visit the Online Resource Centre that accompanies this book to enrich your understanding of reviewing the literature. Consult web links, test yourself using multiple choice questions, and gain further guidance and inspiration from the Student Researcher's Toolkit.

6

Ethics and politics in social research

Chapter outline

Introduction	130
Ethical principles	135
Harm to participants	135
Lack of informed consent	138
Invasion of privacy	142
Deception	143
Ethics and the issue of quality	143
The difficulties of ethical decision-making	148
New media and difficult decisions	149
Politics in social research	149
Checklist	153
Key points	154
Questions for review	154





Chapter guide

Ethical issues arise at a variety of stages in social research. This chapter deals with the concerns about ethics that might arise in the course of conducting research. The professional bodies concerned with the social sciences have been keen to spell out the ethical issues that can arise, and some of their statements will be reviewed in this chapter. Ethical issues cannot be ignored, as they relate directly to the integrity of a piece of research and of the disciplines that are involved. While ethical issues constitute the main emphasis of this chapter, related issues to do with the politics of research are also discussed. This chapter explores:

- some famous, even infamous, cases in which transgressions of ethical principles have occurred, though it is important not to take the view that ethical concerns arise only in relation to these extreme cases;
- different stances that can be and have been taken on ethics in social research;
- the significance and operation of four areas in which ethical concerns particularly arise: whether harm comes to participants; informed consent; invasion of privacy; and deception;
- some of the difficulties associated with ethical decision-making;
- some of the main political dimensions of research, from gaining access to research situations to the publication of findings.

Introduction

Discussions about the ethics of social research bring us into a realm in which the role of values in the research process becomes a topic of concern. They revolve around such issues as:

- How should we treat the people on whom we conduct research?
- Are there activities in which we should or should not engage in our relations with them?

Questions about ethics in social research also bring in the role of professional associations, such as the British Sociological Association (BSA) and the Social Research Association (SRA), which have formulated codes of ethics. The BSA's and SRA's codes will be referred to on several occasions.

Statements of professional principles are frequently accessible from the Internet. Some of the most useful codes of ethics can be found at the following Internet addresses.

- British Sociological Association (BSA), *Statement of Ethical Practice*: www.britisoc.co.uk/NR/rdonlyres/801B9A62-5CD3-4BC2-93E1-FF470FF10256/0/StatementofEthicalPractice.pdf
- Social Research Association (SRA), *Ethical Guidelines*: www.the-sra.org.uk/documents/pdfs/ethics03.pdf
- British Psychological Society (BPS), *Code of Conduct, Ethical Principles, and Guidelines*: [www.bps.org.uk/document-download-area/document-download\\$.cfm?file_uuid=E6917759-9799-434A-F313-9C35698E1864&ext=pdf](http://www.bps.org.uk/document-download-area/document-download$.cfm?file_uuid=E6917759-9799-434A-F313-9C35698E1864&ext=pdf)
- American Sociological Association (ASA), *Code of Ethics*: www.asanet.org/galleries/default-file/Code%20of%20Ethics.pdf
- The Economic and Social Research Council (ESRC), *Framework for Research Ethics* (see Tips and skills 'The ESRC's Framework for Research Ethics' below): www.esrcsocietytoday.ac.uk/ESRCInfoCentre/Images/Framework%20for%20Research%20Ethics%202010_tcm6-35811.pdf

All these statements were accessed on 5 August 2010.

Writings about ethics in social research are frequently frustrating for four reasons.

1. Writers often differ quite widely from each other over ethical issues and questions. In other words, they differ over what is and is not ethically acceptable.

2. The main elements in the debates do not seem to move forward a great deal. The same kinds of points that were made in the 1960s were being rehashed in the late 1990s and at the start of the present century. One thing that *has* changed is that ethical issues are nowadays more central to discussions about research than ever before. This may be due to a greater sensitivity to ethical issues, but it is also to do with a greater concern among representatives of universities, research funding bodies, and professional associations to exhibit good ethical credentials. One social scientist has turned sociological thinking onto the current research environment by suggesting that concerns about ethical issues today have the characteristics of a ‘moral panic’ (Van den Hoonaard 2001).
3. Debates about ethics have often accompanied well-known, not to say notorious, cases of alleged ethical transgression. They include: the study of a religious cult by a group of disguised researchers (Festinger et al. 1956); the use of pseudo-patients in the study of mental hospitals (Rosenhan 1973; Research in focus 12.5); Rosenthal and Jacobson’s (1968) field experiment to study teacher expectations in the classroom (Research in focus 3.1); and Holdaway’s (1982, 1983; Research in focus 3.14) covert ethnography of a police force. The problem with this emphasis on notoriety is that it can be taken to imply that ethical concerns reside only in such extreme cases, when in fact the potential for ethical transgression is much more general than this. See Research in focus 6.1 and 6.2 for two cases that have acquired a celebrated status for their notoriety. It is striking that the research referred to in Research in focus 6.1 and 6.2 relates to investigations that occurred some decades ago. One of the reasons that authors (like me!) keep returning to these two cases is partly to do with the starkness of their ethical transgressions, but it is also to do with the fact that it would be difficult and most probably impossible to find such clear-cut cases of bad ethical practices in more recent years. That is a product of the greater ethical awareness among social researchers as well as the greater significance of ethical guidelines and research ethics committees nowadays. That it is not to say that research like Humphreys’s in Research in focus 6.1 or Milgram’s in Research in focus 6.2 is inconceivable today, but that it is a lot less likely to occur. However, Research in focus 6.2 includes a partial replication of the Milgram experiment.
4. Related to this last point is the fact that these extreme and notorious cases of ethical violation tend to be associated with particular research methods—notably disguised observation and the use of deception in experiments. Again, the problem with this association of ethics with certain studies (and methods) is that it implies that ethical concerns only or even primarily reside in some methods but not others. As a result, the impression can be gleaned that other methods, such as questionnaires or overt observation, are immune from ethical problems. That is not the case. For example, conducting questionnaire or overt observation research with children will raise a lot of ethical issues that may not be the case when the research is on adults.



Research in focus 6.1

The infamous case of the sociologist as voyeur

An investigation that has almost achieved particular notoriety because of its ethics (or lack of them, some might argue) is Humphreys’s (1970) infamous study of homosexual encounters in public toilets (‘tearoom trade’). Humphreys’s research interest was in impersonal sex, and, in order to shed light on this area, he took on the role of ‘watchqueen’—that is, someone who watches out for possible intruders while men meet and engage in homosexual sex in public toilets. As a result of his involvement in these social scenes, Humphreys was able to collect the details of active participants’ car licence numbers. He was then able to track down their names and addresses and ended up with a sample of 100 active tearoom-trade participants. He then conducted an interview survey of a sample of those who had been identified and of a further sample that acted as a point of comparison. The interview schedule was concerned with health issues and included some questions about marital sex. In order to reduce the risk of being remembered, Humphreys waited a year before contacting his respondents and also changed his hair style.



Research in focus 6.2

The infamous case of the psychologist as Nazi concentration camp commandant

Milgram (1963) was concerned with the circumstances associated with the use of brutality in the Nazi concentration camps of the Second World War. In particular, he was interested in the processes whereby a person can be induced to cause extreme harm to another by virtue of being ordered to do so. To investigate this issue further, Milgram devised a laboratory experiment. Volunteers were recruited to act out the role of teachers who punished learners (who were accomplices of the experimenter) by submitting them to electric shocks when they gave incorrect answers to questions. The shocks were not, of course, real, but the teachers/volunteers were not aware of this. The level of electric shock was gradually increased with successive incorrect answers, until the teacher/volunteer refused to administer more shocks. Learners had been trained to respond to the rising level of electric shock with simulated but appropriate howls of pain. In the room was a further accomplice of Milgram's who cajoled the teacher/volunteer to continue to administer shocks, suggesting that it was part of the study's requirements to continue and that they were not causing permanent harm, in spite of the increasingly shrill cries of pain. Milgram's study shows that people can be induced to cause very considerable pain to others, and as such he saw it as shedding light on the circumstances leading to the horrors of the concentration camp.

The obedience study raises complex ethical issues, particularly in relation to the potential harm incurred by participants as a result of the experiments. It is worth noting that it was conducted over thirty years ago and it is extremely unlikely that it would be considered acceptable to a university human subjects committee or indeed to most social researchers today. However, in 2006 Burger (2009) conducted what he refers to as a 'partial replication' of the Milgram experiment. Burger hypothesized that there would be little or no difference between Milgram's findings and his own some forty-five years later. The replication is 'partial' for several reasons such as: participants did not proceed beyond the lowest simulated voltage level that Milgram used (150 volts; 79 per cent of Milgram's teachers went beyond this point); participants were intensively screened for emotional and psychological problems and excluded if there was evidence of such problems; people who had studied some psychology were excluded (because the Milgram studies are so well known); and participants of all adult ages were included rather than up to the age of 50, as in the original studies. Burger also reckons that his sample was more ethnically diverse than Milgram's would have been. The replication had to be partial, because, as Burger puts it, 'current standards for the ethical treatment of participants clearly place Milgram's studies out of bounds' (Burger 2009: 2). Burger found that the propensity for obedience was only slightly lower than forty-five years previously, though, as A. G. Miller (2009) observes, the adjustments Burger had to make probably render comparisons with Milgram's findings questionable.

Researchers' ethical qualms do not extend to television, however. In March 2010, newspapers reported a French documentary based on a supposed game show called *Game of Death* and broadcast on prime-time television. Eighty contestants signed contracts agreeing to inflict electric shocks on other participants. Shocks were administered when the other contestant failed to answer a question correctly. The shocks continued up to the highest voltage, with the contestants being egged on by an audience and a presenter. Only sixteen contestants stopped before administering the highest shock level, which would have been fatal. As in the Milgram experiment, the participants receiving the shocks were actors who simulated howls of agony and the shocks themselves were of course also fake. An account of this programme, which refers to Milgram, can be found at:

<http://news.bbc.co.uk/1/hi/world/europe/8573756.stm>

www.independent.co.uk/news/media/tv-radio/the-evil-that-reality-television-contestants-do-1923218.html

Also, the following is a CNN news item on the programme that includes some brief footage as well as a brief commentary from Burger, who carried out the aforementioned partial replication:

www.cnn.com/video/data/2.0/video/bestoftv/2010/03/17/cb.game.show.death.cnn.html

Footage from the original Milgram experiments can be found on YouTube and make fascinating viewing (e.g. www.youtube.com/watch?v=4C5Y8xG116A).

All these websites were accessed on 5 August 2010.

In this chapter, I will introduce the main ethical issues and debates about ethics. I am not going to try to resolve them, because they are not readily capable of resolution. This is why the ethical debate has scarcely moved on since the 1960s. What is crucial is to be aware of the ethical principles involved and of the nature of the concerns about ethics in social research. It is only if researchers are aware of the issues involved that they can make informed decisions about the implications of certain choices. If nothing else, you should be aware of the possible opprobrium that will be coming your way if you make certain kinds of choice. My chief concern lies with the ethical

issues that arise in relations between researchers and research participants in the course of an investigation. This focus by no means exhausts the range of ethical issues and dilemmas that arise, such as those that might arise in relation to the funding of social research or how findings are used by non-researchers. However, the ethical issues that arise in the course of doing research are the ones that are most likely to impinge on students. Writers on research ethics adopt different stances concerning the ethical issues that arise in connection with relationships between researchers and research participants. Key concept 6.1 outlines some of these stances.



Key concept 6.1

Stances on ethics

Authors on social research ethics can be characterized in terms of the stances they take on the issue. The following stances can be distinguished.

- *Universalism.* A universalist stance takes the view that ethical precepts should never be broken. Infractions of ethical principles are wrong in a moral sense and are damaging to social research. This kind of stance can be seen in the writings of Erikson (1967), Dingwall (1980), and Bulmer (1982). Bulmer does, however, point to some forms of what appears to be disguised observation that may be acceptable. One is retrospective covert observation, which occurs when a researcher writes up his or her experiences in social settings in which he or she participated but not as a researcher. An example would be Van Maanen (1991b), who wrote up his experiences as a ride operator in Disneyland many years after he had been employed there in vacation jobs. Even a universalist like Erikson (1967: 372) recognizes that it 'would be absurd . . . to insist as a point of ethics that sociologists should always introduce themselves as investigators everywhere they go and should inform every person who figures in their thinking exactly what their research is all about'.
- *Situation ethics.* E. Goode (1996) has argued for deception to be considered on a case-by-case basis. In other words, he argues for what Fletcher (1966: 31) has called a 'situation ethics', or more specifically 'principled relativism', which can be contrasted with the universalist ethics of some writers. This argument has two ways of being represented.
 1. *The end justifies the means.* Some writers argue that, unless there is some breaking of ethical rules, we would never know about certain social phenomena. Fielding (1982) essentially argues for this position in relation to his research on the National Front, an extreme right-wing organization that was becoming politically influential in the 1970s. Without some kind of disguised observation, this important movement and its appeal would not have been studied. Similarly, for their covert participant observation study of websites supportive of individuals with eating disorders (known as 'pro-ana' websites—see Research in focus 28.4), Brotsky and Giles (2007: 96) argue that deception was justified, 'given the charges laid against the pro-ana community (that they are effectively sanctioning self-starvation), and the potential benefit of our findings to the eating disorders clinical field'. This kind of argument is usually linked to the second form of a situationist argument in relation to social research ethics.
 2. *No choice.* It is often suggested that we have no choice but to dissemble on occasions if we want to investigate the issues in which we are interested. This view can be discerned in the writings of Holdaway (1982) and Homan (Homan and Bulmer 1982). For example, Brotsky and Giles (2007: 96) write: 'it was felt highly unlikely that access would be granted to a researcher openly disclosing the purpose of her study'.

- *Ethical transgression is pervasive.* It is often observed that virtually all research involves elements that are at least ethically questionable. This occurs whenever participants are not given absolutely all the details on a piece of research, or when there is variation in the amount of knowledge about research. Punch (1994: 91), for example, observes that 'some dissimulation is intrinsic to social life and, therefore, to fieldwork'. He quotes Gans (1962: 44) in support of this point: 'If the researcher is completely honest with people about his activities, they will try to hide actions and attitudes they consider undesirable, and so will be dishonest. Consequently, the researcher must be dishonest to get honest data.'
- *Anything goes (more or less).* The writers associated with arguments relating to situation ethics and a recognition of the pervasiveness of ethical transgressions are arguing not for an 'anything-goes' mentality, but for a certain amount of flexibility in ethical decision-making. However, Douglas (1976) has argued that the kinds of deception in which social researchers engage are trivial compared to those perpetrated by powerful institutions in modern society (such as the mass media, the police, and industry). His book is an inventory of tactics for deceiving people so that their trust is gained and they reveal themselves to the researcher. Very few researchers subscribe to this stance. Denzin (1968) comes close to an anything-goes stance when he suggests that social researchers are entitled to study anyone in any setting provided the work has a 'scientific' purpose, does not harm participants, and does not deliberately damage the discipline.
- *Deontological versus consequentialist ethics.* Another distinction that has attracted interest in recent years is between deontological and consequentialist ethics. Deontological ethics considers certain acts as wrong (or good) in and of themselves. Consequentialist ethics looks at the consequences of an act for guidance as to whether it is right or wrong. In relation to the consideration of ethical issues in social research, deontological arguments tend to prevail—in terms of the issues covered below, deceiving research participants or *not* providing them with the opportunity for informed consent is regarded as ethically wrong. Consequentialist arguments do sometimes surface, however. For example, you sometimes see the argument that an activity like covert observation is wrong because it can harm the reputation of the profession of social research or of an organization. As such, other social researchers would be adversely affected by the ethically dubious decision to engage in covert observation.



Tips and skills


Ethics committees

In addition to needing to be familiar with the codes of practice produced by several professional associations such as the British Sociological Association, the American Sociological Association, and the Social Research Association, you should be acquainted with the ethical guidelines of your university or college. Most higher education organizations have ethics committees that issue guidelines about ethical practice. These guidelines are often based on or influenced by the codes developed by professional associations. Universities' and colleges' guidelines will provide indications of what are considered ethically unacceptable practices. Sometimes you will need to submit your proposed research to an ethics committee of your university or college. This is likely to occur if there is some uncertainty about whether your proposed research is likely to be in breach of the guidelines or if you want to go ahead with research that you know is ethically dubious but you wish to obtain permission to do it anyway.

The ethical guidelines and the ethics committee are there to protect research participants, but they are also involved in protecting institutions, so that researchers will be deterred from behaving in ethically unacceptable ways that might rebound on institutions. Such behaviour could cause problems for institutions if ethically inappropriate behaviour gave rise to legal action against them or to adverse publicity. However, ethics committees and their guidelines are there to help and protect researchers too, so that they are less likely to conduct research that could damage their reputations.

One of the main approaches used by ethics committees is to ask researchers to indicate whether their research entails certain procedures or activities (which are often derived from professional guidelines such as the BSA's *Statement of Ethical Practice* or the Economic and Social Research Council (ESRC)'s *Framework for Research Ethics (FRE)* (see Tips and skills 'The ESRC's *Framework for Research Ethics*' below)), such as disguised observation, so that effectively they self-declare whether they are likely to engage in ethically dubious practices. This process usually entails completing a form to show that you have considered potential ethical issues that might arise from your study. This form is likely to ask questions such as 'Will there be any potential harm, discomfort, physical or psychological risks for research participants?' and the researcher needs to answer 'Yes' or 'No'. If there is a possibility that you may engage in such a practice, the proposed research is then 'flagged' for full scrutiny by the ethics committee. In such an instance, the researcher is required to provide a full account of the research and the rationale for using the ethically dubious practice(s). This can slow down research a great deal and can of course result in the committee refusing to allow it to proceed.

In recent years, research ethics committees (often called Institutional Review Boards in the USA) have become quite controversial. Some writers see them as too influenced by a natural science model of the research process and as therefore inimical to social research and to qualitative research in particular (Lincoln and Tierney 2004). Further, they are sometimes seen as having gone too far in terms of their role of protecting institutions from litigious disgruntled research participants (Van Den Hoonaard 2001). Further, it has been suggested that they divert attention from the need to be constantly vigilant for ethical problems that might arise in the course of doing research (Guillemin and Gillam 2004). In other words, there is a concern that, once the researcher has jumped over the bureaucratic hurdle of the ethics committee, he or she may feel that the ethical issues have been covered. This is clearly not the case, as ethical issues can and invariably do arise at all stages of the research process.



Ethical principles

Discussions about ethical principles in social research, and perhaps more specifically transgressions of them, tend to revolve around certain issues that recur in different guises, but they have been usefully broken down by Diener and Crandall (1978) into four main areas:

1. whether there is *harm to participants*;
2. whether there is a *lack of informed consent*;
3. whether there is an *invasion of privacy*;
4. whether *deception* is involved.

I will look at each of these in turn, but it should be appreciated that these four principles overlap somewhat. For example, it is difficult to imagine how the principle of informed consent could be built into an investigation in which research participants were deceived. However, there is no doubt that these four areas form a useful classification of ethical principles in and for social research.

Harm to participants

Research that is likely to harm participants is regarded by most people as unacceptable. But what is harm? Harm can entail a number of facets: physical harm; harm to participants' development; loss of self-esteem; stress; and 'inducing subjects to perform reprehensible acts', as Diener and Crandall (1978: 19) put it. In several studies that we have encountered in this book, there has been real or potential harm to participants.

- In the Rosenthal and Jacobson (1968) study (Research in focus 3.2), it is at least possible that the pupils who had not been identified as 'spurters' who would excel in their studies were adversely affected in their intellectual development by the greater attention received by the spurters.
- In the Festinger et al. (1956) study of a religious cult, it is quite likely that the fact that the researchers

joined the group at a crucial time—close to the projected end of the world—fuelled the delusions of group members.

- Many of the participants in the Milgram (1963) experiment on obedience to authority (Research in focus 6.2) experienced high levels of stress and anxiety as a consequence of being incited to administer electric shocks. It could also be argued that Milgram's observers were 'inducing subjects to perform reprehensible acts'.
- Many of the participants in Humphreys's (1970) research (see Research in focus 6.1) were married men who are likely to have been fearful of detection as practising homosexuals. It is not inconceivable that his methods could have resulted in some of them becoming identified against their will.

The BSA *Statement of Ethical Practice* enjoins researchers to 'anticipate, and to guard against, consequences for research participants which can be predicted to be harmful' and 'to consider carefully the possibility that the research experience may be a disturbing one'. Similar sentiments are expressed by the SRA's *Ethical Guidelines*, for example, when it is advocated that the 'social researcher should try to minimize disturbance both to subjects themselves and to the subjects' relationships with their environment'.

The issue of harm to participants is further addressed in ethical codes by advocating care over maintaining the confidentiality of records. This means that the identities and records of individuals should be maintained as confidential. This injunction also means that care needs to be taken when findings are being published to ensure that individuals are not identified or identifiable. The case of a study of an American town, Springdale (a pseudonym), by Vidich and Bensman (1968) is instructive in this regard. The research was based on Vidich's participant observation within the town for over two years. The published book on the research was uncomplimentary about the town and many of its leaders and was written in what many people felt was a rather patronizing tone. To make matters worse, it was possible to identify individuals through the published account. The town's inhabitants responded with a Fourth of July Parade in which many of the inhabitants wore badges with their pseudonyms, and an effigy of Vidich was set up so that it was peering into manure. The townspeople also responded by announcing their refusal to cooperate in any more social research. The inhabitants were clearly upset by the publication and to that extent were harmed by it. This example also

touches on the issue of privacy, which will be addressed below.

As this last case suggests, the issue of confidentiality raises particular difficulties for many forms of qualitative research. In quantitative research, it is relatively easy to make records anonymous and to report findings in a way that does not allow individuals to be identified. However, this is often less easy with qualitative research, where particular care has to be taken with regard to the possible identification of persons and places. The use of pseudonyms is a common recourse, but may not eliminate entirely the possibility of identification. This issue raises particular problems with regard to the secondary analysis of qualitative data (see Chapter 24), since it is very difficult, though by no means impossible, to present **field notes** and interview transcripts in a way that will prevent people and places from being identified. As Alderson (1998) has suggested, the difficulty is one of being able to ensure that the same safeguards concerning confidentiality can be guaranteed when secondary analysts examine such records as those provided by the original primary researcher.

A further area of ethical consideration relates to the possibility of harm to the researcher, an issue that was introduced in Tips and skills 'Safety in research' (see Chapter 4). In other words, the person seeking clearance for their research from an ethics committee may be encouraged to consider the possibility of physical or emotional harm through exposure to a fieldwork setting. Even if such a consideration is not stipulated in an ethics form, it is something that you should consider very seriously.

The need for confidentiality can present dilemmas for researchers. Westmarland (2001) has discussed the dilemmas she faced when observing violence by the police towards people being held in custody. She argues that, while a certain level of violence might be deemed acceptable, in part to protect the officers themselves and the public, there is an issue of at what point it is no longer acceptable and the researcher needs to inform on those involved. Moreover, such a reasonable level of violence may be consistent with the police occupational culture. The problem for the ethnographer is compounded by the fact that blowing the whistle on violence may result in a loss of the researcher's credibility among officers, premature termination of the investigation, or inability to gain access in the future. In the process, career issues are brought to the fore for the researcher, which connects with the discussion of political issues



Tips and skills

Data protection

One aspect of confidentiality and the management of it is that, in the UK, the Data Protection Act (1998) confers obligations on people and organizations who hold personal data on others and it confers rights on those about whom such information is held. The Information Commissioner's website points out the following about the Act:

Firstly, it [the Data Protection Act] states that anyone who processes personal information must comply with eight principles, which make sure that personal information is:

- Fairly and lawfully processed
- Processed for limited purposes
- Adequate, relevant and not excessive
- Accurate and up to date
- Not kept for longer than is necessary
- Processed in line with your rights
- Secure
- Not transferred to other countries without adequate protection

The second area covered by the Act provides individuals with important rights, including the right to find out what personal information is held on computer and most paper records.

(www.ico.gov.uk/what_we_cover/data_protection/the_basics.aspx (accessed 5 August 2010))

These principles are important to bear in mind, as it is clear that it is easy to fall foul of them when conducting social research. However, Section 33 of the Act effectively exempts personal information collected for research purposes from some of these principles. According to this section, the researcher must ensure that 'the data are not processed to support measures or decisions with respect to particular individuals' and that 'the data are not processed in such a way that substantial damage or substantial distress is, or is likely to be, caused to any data subject' (www.legislation.gov.uk/ukpga/1998/29/section/33 (accessed 5 July 2011)). Also important is that it is stipulated that research is exempt only if 'the results of the research or any resulting statistics are not made available in a form that identifies data subjects or any of them' (www.legislation.gov.uk/ukpga/1998/29/section/33 (accessed 5 July 2011)). This stipulation again points to the importance of ensuring that confidentiality is ensured and that individuals are not identifiable.

Responsibilities of researchers with respect to confidentiality are also laid down in the *Research Governance Framework for Health and Social Care (RGF)* of 2006. The *RGF* is concerned to provide a framework for research in the fields of health and social care that reduces risks and ensures the well-being of research participants. The *RGF* is meant to cover all research that takes place in organizations like hospitals or social care agencies and as such includes any social research that takes place in such locations. For example, it is stipulated in Section 3.6.1 that researchers are responsible for 'protecting the integrity and confidentiality of clinical and other records and data generated by the research' (www.dh.gov.uk/assetRoot/04/12/24/27/04122427.pdf (accessed 5 August 2010)).

Holmes (2004) provides some important and useful suggestions about how to protect confidentiality and participants' data. Her tips include:

- not storing participants' names and addresses or letter correspondence on hard drives;
- using identifier codes on data files and storing the list of participants and their identifier codes separately in a locked cabinet;
- ensuring that transcribers sign a letter saying they will conform to the Data Protection Act;
- ensuring transcripts do not include participants' names;
- keeping copies of transcripts in a locked cabinet.

The central point of this Tips and skills feature is to reinforce the point that there is an environment that takes confidentiality and data protection issues very seriously and that it is important for students and researchers generally to be attuned to their obligations and what is required of them.

towards the end of this chapter. Similarly, in a feminist study of girls' experiences of violence, Burman et al. (2001: 455) encountered some distressing revelations that prompted them to ask 'exactly what, and how much, should be disclosed, to whom, and how should this be done'. Thus, the important injunction to protect confidentiality may create dilemmas for the researcher that are by no means easy to resolve.

The issue of confidentiality is clearly a very important one in its own right. Israel and Hay (2004) treat it as a separate principle of ethics in its own right. As they observe, if researchers do not observe the confidentiality of what is said to them, 'who would talk to them in the future?' (Israel and Hay 2004: 94). Thus, quite aside from the intrinsic wrongness of not keeping confidences, there is the consequentialist argument that it could harm generations of future researchers.

One of the problems with the harm-to-participants principle is that it is not possible to identify in all circumstances whether harm is likely, though that fact should not be taken to mean that there is no point in seeking to protect them from harm. Kimmel (1988) notes in this connection the example of the Cambridge–Summerville Youth Study. In 1939 an experiment was conducted on boys aged 5–13 who were either identified as likely to become delinquent or were average in this regard. The 506 boys were equally divided in terms of this characteristic. They were randomly assigned either to an experimental group in which they received preventative counselling or to a no-treatment control group. In the mid-1970s the records were re-examined and were quite shocking: 'Treated subjects were more likely than controls to evidence signs of alcoholism and serious mental illness, died at a younger age, suffered from more stress-related diseases, tended to be employed in lower-prestige occupations, and were more likely to commit second crimes' (Kimmel 1988: 19).

In other words, the treatment brought about a train of negative consequences for the group. This is an extreme example and relates to experimental research, which is not a research design that is commonly employed in social research (see Chapter 3), but it does illustrate the difficulty of anticipating harm to respondents. The ASA *Code of Ethics* suggests that, if there is any prospect of harm to participants, informed consent, the focus of the next section, is essential: 'Informed consent must be obtained when the risks of research are greater than the risks of everyday life. Where modest risk or harm is anticipated, informed consent must be obtained.'

Lack of informed consent

The issue of informed consent is in many respects the area within social research ethics that is most hotly debated. The bulk of the discussion tends to focus on what is variously called disguised or covert observation. Such observation can involve covert participant observation (Key concept 19.2), or simple or contrived observation (Key concept 14.3), in which the researcher's true identity is unknown. The principle means that prospective research participants should be given as much information as might be needed to make an informed decision about whether or not they wish to participate in a study. Covert observation transgresses that principle, because participants are not given the opportunity to refuse to cooperate. They are involved, whether they like it or not.

Lack of informed consent is a feature of the research in Research in focus 6.1 and 6.2. In Humphreys's research informed consent is absent, because the men for whom he acted as a watchqueen were not given the opportunity to refuse participation in his investigation. Similar points can be made about several other studies encountered in this book, such as Festinger et al. (1956), Patrick (1973), Holdaway (1982, 1983), Winlow et al. (2001), Brotsky and Giles (2007), and Pearson (2009). The principle of informed consent also entails the implication that, even when people know they are being asked to participate in research, they should be fully informed about the research process. As the SRA *Ethical Guidelines* suggests:

Inquiries involving human subjects should be based as far as practicable on the freely given informed consent of subjects. Even if participation is required by law, it should still be as informed as possible. In voluntary inquiries, subjects should not be under the impression that they are required to participate. They should be aware of their entitlement to refuse at any stage for whatever reason and to withdraw data just supplied. Information that would be likely to affect a subject's willingness to participate should not be deliberately withheld, since this would remove from subjects an important means of protecting their own interests.

Similarly, the BSA *Statement* says:

As far as possible participation in sociological research should be based on the freely given informed consent of those studied. This implies a responsibility on the sociologist to explain as fully as possible, and in terms meaningful to participants, what the research is about, who is undertaking and financing it, why it is being undertaken, and how it is to be promoted.

Thus, while Milgram's experimental subjects were volunteers and therefore knew they were going to participate in research, there is a lack of informed consent, because they were not given full information about the nature of the research and its possible implications for them.

However, as Homan (1991: 73) has observed, implementing the principle of informed consent 'is easier said than done'. At least two major points stand out here.

- It is extremely difficult to present prospective participants with absolutely all the information that might be required for them to make an informed decision about their involvement. In fact, relatively minor transgressions probably pervade most social research, such as deliberately underestimating the amount of time that an interview is likely to take so that people are not put off being interviewed and not giving absolutely all the details about one's research for fear of contaminating people's answers to questions.
- In ethnographic research, the researcher is likely to come into contact with a wide spectrum of people, and ensuring that absolutely everyone has the opportunity for informed consent is not practicable, because it would be extremely disruptive in everyday contexts. For example, in the passage from Punch's field notes in Research in focus 19.6, the meandering cyclist could not be given the opportunity for informed consent. Punch was not a disguised participant observer so far as the police were concerned, but *was* disguised in connection with many of those with whom the police had encounters in the course of his fieldwork. Also, even when all research participants in a certain setting are aware that the ethnographer is a researcher, it is doubtful whether they are all similarly (let alone identically) informed about the nature of the research.

In spite of the widespread condemnation of violations of informed consent and the view that covert observation

is especially vulnerable to accusations of unethical practice in this regard, studies using the method still appear periodically (e.g. Brotsky and Giles 2007; Pearson 2009). The defence is usually of the 'end-justifies-the-means' kind, which is further discussed below. What is interesting in this present context is that the BSA *Statement* essentially leaves the door ajar for covert observation. The phrase 'as far as possible' regarding informed consent in the last quotation from the *Statement* does this, but the BSA then goes even further in relation to **covert research**:

There are serious ethical and legal issues in the use of covert research but the use of covert methods may be justified in certain circumstances. For example, difficulties arise when research participants change their behaviour because they know they are being studied. Researchers may also face problems when access to spheres of social life is closed to social scientists by powerful or secretive interests. . . . However, covert methods violate the principles of informed consent and may invade the privacy of those being studied. Participant or non-participant observation in non-public spaces or experimental manipulation of research participants without their knowledge should be resorted to only where it is impossible to use other methods to obtain essential data. . . . In such studies it is important to safeguard the anonymity of research participants. Ideally, where informed consent has not been obtained prior to the research it should be obtained post-hoc.

While this statement hardly condones the absence of informed consent associated with covert research, it is not unequivocally censorious either. It recognizes that covert research 'may avoid certain problems' and refers, without using the term, to the possibility of reactivity associated with overt observational methods. It also recognizes that covert methods can help to get over the difficulty of gaining access to certain kinds of setting. The passage entails an acknowledgement that informed consent is jeopardized, along with the privacy principle (see below), but implies that covert research can be used 'where it is impossible to use other methods to obtain essential data'. The difficulty here clearly is how a researcher is to decide whether it is in fact impossible to obtain data other than by covert work. Similarly, in the ESRC's *Framework for Research Ethics* (see Tips and Skills

'The ESRC's *Framework for Research Ethics*' below), it is proposed: 'Deception (i.e. research without consent) should only be used as a last resort when no other approach is possible.'

I suspect that, by and large, covert observers typically make their judgements in this connection on the basis of the *anticipated* difficulty of gaining access to a setting or of encountering reactivity problems, rather than as a response to difficulties they have actually experienced. For example, Holdaway (1982: 63) has written that, as a police officer, his only alternatives to covert participant observation were either equally unethical (but less desirable) or 'unrealistic'. Similarly, Homan justified his use of covert participant observation of a religious sect on the grounds that sociologists were viewed very negatively by group members and therefore 'it seemed probable that the prevalence of such a perception would prejudice the effectiveness of a fieldworker declaring an identity as sociologist' (Homan and Bulmer 1982: 107). Pearson (2009) writes that he employed covert participant observation for a study of football hooliganism because his early attempts to conduct the research by interview proved unreliable: hardcore violent hooligans played down their involvement, whereas non-violent ones exaggerated theirs. The issue of the circumstances in which violations of ethical principles, like informed consent, are deemed acceptable will reappear in the discussion below. It also has to be recognized that covert participant observation can cause difficulties for researchers because of their need to be consistent in the persona they project. Pearson (2009) felt that he had to engage in criminal acts in order to sustain his research and his identity among the hooligans with whom he consorted. He writes:

On one occasion, for example, when I believed it necessary to prove my reliability to the subjects, I individually confronted a small group of rival supporters in a public house. The attempt was purely 'for show' as I predicted the group would intervene and prevent any serious physical confrontation. Nonetheless, the action was both criminal (threatening behaviour) and in the short term seriously distorted the field. My justification for this action at the time was that it enhanced my position in the field and I was accepted for the remainder of the season as one of the 'hardcore' despite my continual 'opting out' of more serious offences. (Pearson 2009: 248–9)

The principle of informed consent is also bound up to some extent with the issue of harm to participants. Erikson (1967) has suggested that, if the principle is not followed and if participants are harmed as a result of the research, the investigator is more culpable than if they did not know. For example, he writes: 'If we happen to harm people who have agreed to act as subjects, we can at least argue that they knew something of the risks involved . . .' (Erikson 1967: 369). While this might seem like a recipe for seeking a salve for the sociologist's conscience, it does point to an important issue—namely, that the social researcher is more likely to be vilified if participants are adversely affected when they were not willing accomplices than when they were. However, it is debatable whether that means that the researcher is any less culpable for that harm. Erikson implies they are less culpable, but this is a potential area for disagreement.

Informed consent forms

Increasingly, researchers prefer to obtain the informed consent of research participants by getting them to sign informed consent forms. The advantage of such forms is that they give respondents the opportunity to be fully informed of the nature of the research and the implications of their participation at the outset. Further, the researcher has a signed record of consent if any concerns are subsequently raised by participants or others. The chief possible problem is that the requirement to sign the form may prompt rather than alleviate concerns on the part of prospective participants, so that they end up declining to be involved. Also, the direction of qualitative studies can be somewhat less predictable than with quantitative ones, so it is difficult to be specific within forms about some issues. Tips and Skills 'A sample interview consent form' and 'A sample study information sheet' provide an indication of the kinds of features that might be taken into account in seeking participants' informed consent. There is very useful advice on consent forms and other aspects of ethical practice in relation to research at:

www.ethicsguidebook.ac.uk/ (accessed 9 August 2010)

www.lancaster.ac.uk/researchethics/index.html

(accessed 9 August 2010)



Tips and skills

A sample interview consent form

- I, the undersigned, have read and understood the Study Information Sheet provided. . . .
- I have been given the opportunity to ask questions about the Study.
- I understand that taking part in the Study will include being interviewed and audio recorded.
- I have been given adequate time to consider my decision and I agree to take part in the Study.
- I understand that my personal details such as name and employer address will not be revealed to people outside the project.
- I understand that my words may be quoted in publications, reports, web pages and other research outputs but my name will not be used.
- I agree to assign the copyright I hold in any material related to this project to [name of researcher].
- I understand that I can withdraw from the Study at any time and I will not be asked any questions about why I no longer want to take part.

Name of Participant: _____ Date: _____

Researcher Signature: _____ Date: _____

[Based on examples from UK Data Archive (2009) and several UK universities]



Tips and skills

A sample study information sheet

Thank you very much for agreeing to participate in this study. This Information Sheet explains what the study is about and how we would like you to take part in it.

The purpose of the study is to [give a short explanation of the study].

In order to elicit your views, we would like you to be interviewed by one of the researchers involved in the Study at the University of [University name]. If you agree to this, the interview will be audio recorded and will last approximately one hour. You will also be asked to keep a workplace diary for four weeks. For you to take part in this aspect of the Study the consent of your line manager will be required. Details of how to go about this will be given when you attend for interview.

The information provided by you in the interview and workplace diary will be used for research purposes. It will not be used in a manner which would allow identification of your individual responses.

At the end of the Study, anonymised research data will be archived at the UK Data Archive in order to make it available to other researchers in line with current data-sharing practices.

The study has been considered by an Institutional Ethics Committee at the University of [University name] and has been given a favourable review.

All reasonable travel and subsistence expenses that you incur through taking part in the Study will be reimbursed, but please keep all receipts.

Once again, we would like to thank you for agreeing to take part in this Study. If you have any questions about the research at any stage, please do not hesitate to contact us.

[Researcher contact addresses, telephone, email addresses]



Student experience

Informed consent forms

For Rebecca Barnes, 'ethical issues were a paramount concern, especially given the extremely sensitive and emotive nature of the topic'. She designed a participant information sheet and a consent form 'in order to make participants aware of their rights, and to advise them of the possible negative consequences of participating in the research'. Erin Sanders writes that she did not develop a consent form:

because the women I interviewed didn't read English and I can't write in Thai, I didn't have a signed consent form. I was able to get verbal consent—but now I feel it might have been better to have a document translated into Thai—so that they understood the research—but also understood their rights and the steps that would be taken to safeguard their identities.



To read more about Rebecca's and Erin's research experiences, go to the Online Resource Centre that accompanies this book at: www.oxfordtextbooks.co.uk/orc/brymansrm4e/

Invasion of privacy

This third area of ethical concern relates to the issue of the degree to which invasions of privacy can be condoned. The right to privacy is a tenet that many of us hold dear, and transgressions of that right in the name of research are not regarded as acceptable. It is very much linked to the notion of informed consent, because, to the degree that informed consent is given on the basis of a detailed understanding of what the research participant's involvement is likely to entail, he or she in a sense acknowledges that the right to privacy has been surrendered for that limited domain. The BSA *Statement* makes a direct link in the passage quoted on page 139 when it suggests: 'covert methods violate the principles of informed consent and may invade the privacy of those being studied.' Of course, the research participant does

not abrogate the right to privacy entirely by providing informed consent. For example, when people agree to be interviewed, they will frequently refuse to answer certain questions on whatever grounds they feel are justified. Often, these refusals will be based on a feeling that certain questions delve into private realms, which respondents do not wish to make public, regardless of the fact that the interview is in private. Examples might be questions about income, religious beliefs, or sexual activities.

Covert methods are usually deemed to be violations of the privacy principle on the grounds that participants are not being given the opportunity to refuse invasions of their privacy. Such methods also mean that they might reveal confidences or information that they would not have revealed if they had known about the status of the confidant as researcher. The issue of privacy is invariably linked to issues of anonymity and confidentiality in the



Student experience

Anonymity and confidentiality

Rebecca Barnes writes that, in the participant information sheet she prepared, she stopped short of *guaranteeing* anonymity and confidentiality.

I assured participants that I would do my utmost to uphold confidentiality and anonymity, but I was cautious about guaranteeing confidentiality and anonymity. Factors outside a researcher's control such as theft of confidential documents make such guarantees misleading. Nonetheless, I did do everything that I could to ensure confidentiality and anonymity, such as using pseudonyms in transcripts and beyond; storing interview tapes, transcripts, and participants' contact details separately. Also, when I transcribed the interviews, I altered specific details that could make a participant identifiable, such as the area in which they live, their occupation, and other details such as pubs or nightclubs that participants referred to. I ensured that the details that I changed did not change the meaning of participants' words in any way.



To read more about Rebecca's research experiences, go to the Online Resource Centre that accompanies this book at: www.oxfordtextbooks.co.uk/orc/brymansrm4e/

research process, an area that has already been touched on in the context of the question of whether harm comes to participants. The BSA *Statement* forges this kind of connection: ‘The anonymity and privacy of those who participate in the research process should be respected. Personal information concerning research participants should be kept confidential. In some cases it may be necessary to decide whether it is proper or appropriate to record certain kinds of sensitive information.’

Raising issues about ensuring anonymity and confidentiality in relation to the recording of information and the maintenance of records relates to all methods of social research. In other words, while covert research may pose certain kinds of problem regarding the invasion of privacy, other methods of social research are implicated in possible difficulties in connection with anonymity and confidentiality. This was clearly the case with the Springfield research (Vidich and Bensman 1968), which was based on open participant observation. The issue here was that the absence of safeguards concerning the protection of the identity of some members of the community meant that certain matters about them came into the public domain that should have remained private.

Deception


Deception occurs when researchers represent their work as something other than what it is. The experiment by Milgram referred to in Research in focus 6.2 involved deception. Participants are led to believe they are administering real electric shocks. Deception in various degrees is probably quite widespread in such research, because researchers often want to limit participants’ understanding of what the research is about so that they respond more naturally to the experimental treatment.

However, deception is by no means the exclusive preserve of social psychology experiments. E. Goode (1996), for example, placed four fake and slightly different dating advertisements in periodicals. He received nearly 1,000 replies and was able to conduct a content analysis of them. Several of the studies referred to in this book entail deception: Rosenthal and Jacobson (1968) deceived teachers into believing that particular children in their charge were likely to excel at school, when they had in

fact been randomly selected; Festinger et al. (1956) deceived cult members that they were in fact real converts; Rosenhan’s (1973) associates deceived admissions staff at mental hospitals that they were mentally ill; Holdaway (1982) deceived his superiors and peers that he was functioning solely as a police officer; and Brotsky (Brotsky and Giles 2007) posed as an anorexic and posted messages onto a ‘pro-ana’ website on that basis.

The ethical objection to deception seems to turn on two points. First, it is not a nice thing to do. While the SRA *Guidelines* recognizes that deception is widespread in social interaction, it is hardly desirable. Second, there is the question of professional self-interest. If social researchers became known as snoopers who deceived people as a matter of professional course, the image of our work would be adversely affected and we might experience difficulty in gaining financial support and the cooperation of future prospective research participants. As the SRA *Guidelines* puts it: ‘It remains the duty of social researchers and their collaborators, however, not to pursue methods of inquiry that are likely to infringe human values and sensibilities. To do so, whatever the methodological advantages, would be to endanger the reputation of social research and the mutual trust between social researchers and society which is a prerequisite for much research.’ Similarly, Erikson (1967: 369) has argued that disguised observation ‘is liable to damage the reputation of sociology in the larger society and close off promising areas of research for future investigators’.

One of the chief problems with the discussion of this aspect of ethics is that deception is, as some writers observe, widespread in social research (see the stance ‘Ethical transgression is pervasive’ in Key concept 6.1). It is rarely feasible or desirable to provide participants with a totally complete account of what your research is about. As Punch (1979) found in the incident that is referred to in Research in focus 19.6, he could hardly announce to the youth or the meandering cyclist that he was not in fact a police officer and then launch into a lengthy account of his research. Bulmer (1982), whose stance is predominantly that of a universalist in ethics terms (see Key concept 6.1), nonetheless recognizes that there are bound to be instances such as this and deems them justifiable. However, it is very difficult to know where the line should be drawn here.



Ethics and the issue of quality

Possibly one of the most interesting developments in connection with ethical issues is that a criterion of the ethical

integrity of an investigation is its *quality*. For example, the ESRC’s *FRE* states as the first of six principles that

'Research should be designed, reviewed and undertaken to ensure integrity, quality and transparency' (*FRE*, p. 3). See Tips and skills 'The ESRC's *Framework for Research Ethics*' below for more on this set of guidelines. Similarly, a list of criteria for assessing the quality of qualitative research studies includes the criterion 'Evidence of consideration of ethical issues' (Spencer et al. 2003). This list of criteria was devised in connection with a report produced for the UK government's Cabinet Office. Also, the *RGF* referred to in Tips and skills 'Data protection' states that 'research which is not of sufficient quality to contribute something useful to existing knowledge is unethical' (Department of Health 2005: para. 2.3.1). Whether this link that is increasingly being forged between ethical integrity and research quality is a distinctively UK orientation, as hinted at by Israel and Hay (2004: 52), is an interesting question.

Anyone intending to conduct social research at a site associated with the National Health Service (NHS) or that involves NHS personnel or patients will face the additional hurdle of having to secure ethical clearance from a Research Ethics Committee (REC). There is a national framework of RECs in the UK, and it is a requirement under the *RGF* to secure clearance. Before 1 April 2007 the system was run by the Central Office of Research Ethics Committees, but it is now under the National Research Ethics Service, which is part of the National Patient Safety Agency. The latter's website contains a great deal of information concerning the National Research Ethics Service, which details the process of

applying for ethical clearance for research involving the NHS and a variety of documents about its procedures (www.nres.npsa.nhs.uk (accessed 5 August 2010)). Three points should be noted about the system by anyone thinking of conducting social research that will require clearance by an REC. First, it is a slow process, so plenty of time needs to be allowed. Second, only around 15 per cent of applications are given clearance without further consideration. Most applications (around 64 per cent) result in issues being raised to which the applicant has to respond. Around 6 per cent are declined first time around. The rest are either considered by the REC not to be part of their remit or are withdrawn (Dixon-Woods et al. 2007). Third, RECs frequently raise issues about the quality of the research (see Thinking deeply 6.1).

A further issue is that gaining clearance for one's research may have implications for the research process, which in turn may have an impact on research quality. Graffigna et al. (2010) report their experiences in gaining ethical clearance for a qualitative cross-national study of young people's attitudes to HIV/AIDS in Italy and Canada. The two Italian researchers were located in a department of psychology in their university and the Canadian researcher in a nursing department. Data were collected from university students using both face-to-face and online focus groups in both countries (see Chapter 21 for a discussion of face-to-face focus groups and Chapter 28 for online ones). The research was concerned with the perceived gap between health knowledge and safe practices. The Italian researchers were



Thinking deeply 6.1

Ethics and quality in a study of REC letters

Angell et al. (2008) conducted a content analysis (see Key concept 13.1 for a brief description of this technique) of 141 letters written on behalf of RECs. These were letters written to applicants seeking ethical clearance to proceed with research involving the NHS. The letters analysed were either of two types: either they signalled an unfavourable decision (that is, the research could not go ahead because of concerns about ethical issues) or they gave a provisional decision (that is, clarification of certain issues was required or the applicant needed to indicate that he or she would change certain procedures in line with the REC's recommendations). Angell et al. found that issues relating to the quality of the proposed research, which the authors refer to as 'scientific issues', were raised in the context of 74 per cent of the letters analysed. The three most common concerns were: concerns about the sample; issues relating to the choice of methods; and concerns about the research question. For example, in the case of issues relating to the choice of methods, the most common complaint from RECs was that the rationale for the choice of method was unclear. However, they frequently also made judgements about the appropriateness of a method or how it was to be implemented. The point of this research is that it demonstrates that, at least as far as RECs are concerned, the distinction between ethics and scientific quality is not a stable one and that they frequently shade into each other. Thus, what is and is not an ethical issue is by no means a clear-cut matter.



Student *and supervisor* experience

Not doing research involving the NHS

The ethical approval process can be very offputting for students. This was certainly the case for Isabella Robbins, who decided not to go through the NHS to conduct her investigation of childhood vaccinations because of the problems of getting ethical clearance.

I avoided using state organizations—e.g. the NHS—because of the lengthy and problematic system of gaining ethical approval. I was advised to approach self-help and informal groups. I sent a letter of introduction to leaders and chairpersons of organizing committees running these groups, outlining the aims and objectives of my project. I prepared a leaflet outlining my research and I asked group leaders to post leaflets and posters in the halls where these groups are held.

Similarly, Supervisor C, when asked for the three most important pieces of advice he gives students when beginning a research project, wrote as one of the three: 'Do not conduct research with NHS patients or staff unless you have submitted an application for NHS ethical approval several months previously.' This point very much relates to the issue of building in sufficient time for submitting your research proposal to ethical scrutiny, as noted in Chapter 4.



To read more about Isabella's research experiences, go to the Online Resource Centre that accompanies this book at: www.oxfordtextbooks.co.uk/orc/brymansrm4e/

required to go through an ethical clearance process for the social sciences, whereas the Canadian researcher, because she was located in a nursing department, was required to go through an ethical clearance process for the health sciences. The former was relatively loosely structured and relied considerably on the researchers' conscience, although consent forms were required for participants. For the Canadian researcher, having to go through a health sciences track for ethical clearance, the process was much more structured and prescriptive, with a technique for recruiting research participants that was allowed in Italy being proscribed for the Canadian study. Graffigna et al. call this technique 'random walking', whereby the Italian researchers walked throughout the campus garnering interest in participation. The process of clearance also took longer in Canada, in part because of concerns about the confidentiality of the data collected through online focus groups. The authors conducted a discourse analysis (see Chapter 22) of the data and found some differences between the Canadian and Italian students. For example, the Italian students had less awareness of the disease but were more prone to irrational fears about it; the Canadian students had a greater sense of being able to control the disease. The authors argue that, while these differences may reflect cross-cultural differences, 'some of this variation might also have been due to the differences in recruitment, sampling and consent procedures specified by the IRB panels in Canada and Italy' (Graffigna et al. 2010: 348).

The authors feel that the random walking recruitment technique engendered a more heterogeneous sample than the Canadian sample, which was recruited through posters and leaflets. IRB is an abbreviation of Institutional Review Board and is a term used in North America to refer to a research ethics committee. The Canadian IRB rejected the technique, because people might feel coerced to participate. They also insisted on a much more detailed consent form than the one required in Italy. The authors argue that their recruitment technique resulted in the Canadian participants having a greater investment in and being more committed to the research, because they had actively needed to respond to the literature about the project. Thus, the different ethical requirements experienced in Italy and Canada had implications for the comparability of the research design and of its findings.

The point of this brief section is only partly to draw attention to the way in which ethical issues are becoming entangled with matters of research quality, because there is a significant implication of this development. This implication is that it is increasingly likely that committees charged with the task of considering applications for ethical clearance will be commenting on the quality of researchers' proposed procedures. If quality is deemed to be a component of the ethical domain, it is at the very least distinctly possible that applicants for ethical clearance will find themselves having to defend decisions to do with their sampling, their **interview guide**, or their questionnaire on technical grounds, in addition to the

areas, like those previously covered, that are part of the traditional domain of ethical considerations (for example, informed consent or harm to participants). At the very least, as the case described by Graffigna et al. (2010) implies, the decisions made by ethics committees will have implications for the direction of research. It is not surprising, therefore, that, although social researchers are generally supportive of good ethical practice in re-

search, there is a sense of growing frustration among many of them about the amount of time it can take to proceed with their research because of the lengthy process of clearance, especially when it involves the NHS, and growing evidence of ethics committee decisions affecting the design and quality of investigations (see, e.g., Hammersley (2009) and A. G. Miller (2009) from a UK and North American perspective respectively).



Tips and skills

The ESRC's Framework for Research Ethics

In the UK context, the publication by the Economic and Social Research Council (ESRC) in 2005 of a document (the *Research Ethics Framework (REF)*) outlining its position on ethical issues and providing guidance on ethical matters was very significant. It was revised in 2010 and renamed the *Framework for Research Ethics (FRE)*. The ESRC is the major agency in the UK for funding social scientific research. It provides funding both for research projects, usually carried out by academics applying for support for significant investigations, and for postgraduate research in the form of studentships. The *FRE* outlines the Council's requirements in terms of ethical practice(s) for the research it supports. There is a broader perspective, too, in that the ESRC intends through the *FRE* to influence the ethical practices of social science research generally; in other words, it intends the influence of the *FRE* to extend beyond research it supports. The *FRE* lays down six principles of ethical research on page 3.

1. As noted above, ethical research is of a high quality. Thus, if a study is poorly designed, quite aside from the fact that it almost certainly would not receive financial support from the ESRC, it is unethical.
2. 'Research staff and subjects must be informed fully about the purpose, methods and intended possible uses of the research, what their participation entails and what risks, if any, are involved.'
3. Confidentiality of information must be maintained and anonymity of participants respected.
4. The involvement of research participants must be entirely voluntary.
5. 'Harm to participants must be avoided in all instances.'
6. 'The independence of research must be made clear, and any conflicts of interest or partiality must be explicit.' This draws attention to the possible role of affiliation bias to which some writers on ethics in research draw attention (Bell and Bryman 2007).

It is striking that the inclusion of the issue of quality in principle 1, of research staff in principle 2 (thus including researcher safety within the purview of research ethics), and of possible conflicts of interest in principle 6 extends the reach of ethical issues when compared to those explored by Diener and Crandall (1978), which were reviewed above.

Also of considerable significance are the ESRC's proposals for the ways in which ethical issues should be given due consideration. The following are the main points concerning the Council's expectations regarding the process of handling ethical issues.

- ESRC does not expect ethical approval to have been obtained before submitting a proposal for funding. However, applicants need to specify what ethical approval is needed and how it will be achieved.
- When a proposal is peer-reviewed, reviewers and assessors are asked to comment on the self-assessment. This may lead to rejection if reviewers or assessors feel the self-assessment is wholly inadequate.
- If the application is successful, the ESRC will not release funds until there is a written confirmation from the institution where the research is to be conducted that the ethical approval outlined in the self-assessment has been completed.

- In some cases, only an ‘expedited review’ will be required. This will be when the risk of harm to participants or others is small. It will normally involve a member (or possibly more) of a research ethics committee conducting the review.
- When full ethical review is deemed to be needed, a research ethics committee will conduct such a review. The ESRC has laid down guidelines concerning who should be members of such committees.
- Institutions must ensure that there are mechanisms in place to monitor ongoing research projects so that any changes to the ethical issues involved in an investigation can be addressed. This provision is meant to ensure that ethical approval is an ongoing activity.

It is interesting to note the ESRC’s views on what kinds of research would *not* be viewed as appropriate for expedited review—that is, projects that involve more than what is referred to as ‘minimal risk’ of harm to participants or others connected to the research. Examples it provides are:

- research involving vulnerable groups.
- research involving people who lack capacity;
- research involving sensitive topics;
- ‘research involving deceased persons, body parts or other human elements’;
- ‘research using administrative data or secure data’, especially when the data need to be linked and/or where participants may be identified;
- research involving groups that necessitate permission from a gatekeeper (for example, children, elderly);
- research involving deception or lack of full informed consent;
- research involving access to records or personal/confidential information;
- ‘research which would or might induce psychological stress, anxiety or humiliation, or cause more than minimal pain’ (*FRE*, p. 9, emphasis removed);
- research involving intrusive interventions or research methods;
- research involving threats to the safety of researchers;
- research involving members of the public engaged in a research role;
- research involving investigations outside the UK where issues to do with local customs and practices may arise;
- research involving online data collection, especially when visual images and/or sensitive topics are concerned;
- other research methods in which visual and vocal elements figure strongly, due to possible problems of identifying people;
- ‘research which may involve data sharing of confidential information beyond the initial consent given’ (*FRE*, p. 9, emphasis in original).

One of the most striking features about this list is that it is much longer than the one provided in the *REF*, five years earlier. There are many other observations that could be made about the *FRE*, but these are particularly salient ones. I have spent some time on it, because it is likely to influence many universities’ and colleges’ practices with regard to ethical review. As such, it is likely to implicate many students conducting research projects of various kinds and levels. The *FRE* can be found at:

www.esrc.ac.uk/Images/Framework_for_Research_Ethics_tcm8-4586.pdf (accessed 5 July 2011)



Student experience

Ethical approval takes time


In Chapter 4, the point was made on several occasions about the need to manage your time when preparing a dissertation. Many of the stages take longer than you might imagine. In the case of Emma Taylor's group project looking into the impact of drinking laws in Scotland on behaviour and attitudes towards drinking, the length of time required to gain ethical clearance for the administration of the students' questionnaire was considerable:

our group had faced many ethical barriers in terms of what we could ask people and where we could ask it. Initially, we had had a completely different research question to what we used in the end—this was due to it being rejected by ethics, meaning we had to completely change our research project, which cost us time and effort.

Similarly, Alice Palmer wrote somewhat poignantly that one thing she would have done differently was that she 'would have taken more care with the ethics paperwork earlier on as that was the only really stressful part and my failure to use the official university ethics forms came back to haunt me later'.



To read more about Emma's research experiences, go to the Online Resource Centre that accompanies this book at: www.oxfordtextbooks.co.uk/orc/brymansrm4e/



The difficulties of ethical decision-making

The difficulty of drawing the line between ethical and unethical practices can be revealed in several ways. The issue of some members of social settings being aware of the researcher's status and the nature of his or her investigation has been mentioned on several occasions. Manuals about interviewing are full of advice about how to entice interviewees to open up about themselves. Interviewers frequently err on the low side when asked how long an interview will take. Women may use their identity as women to influence female interviewees in in-depth interviews to probe into their lives and reveal inner thoughts and feelings, albeit with a commitment to feminist research (Oakley 1981; Finch 1984). Qualitative research is frequently very open-ended, and, as a result, research questions are either loose or not specified, so that it is doubtful whether ethnographers in particular are able to inform others accurately about the nature of their research. Perhaps, too, some interviewees find the questions we ask unsettling or find the cut and thrust of a focus group discussion stressful, especially if they inadvertently reveal more than they might have intended.

There are, in other words, many ways in which there is the potential for deception and, relatedly, lack of informed consent in social research. These instances are, of course, a very far cry from the deceptions perpetrated in the research summarized in Research in focus 6.1 and

6.2, but they point to the difficulty of arriving at ethically informed decisions. Ethical codes give advice on patently inappropriate practices, though sometimes leaving some room for manoeuvre, as we have seen, but less guidance on marginal areas of ethical decision-making. Indeed, guidelines may even be used by research participants *against* the researcher when they seek to limit the boundaries of a fieldworker's investigation (Punch 1994).

It also has to be recognized that there is sometimes a clash between the ethically desirable and the practical. For example, it was previously noted that some researchers like to secure the informed consent of research participants by asking them to sign a consent form. However, it has been shown that the requirement to sign such a form reduces prospective participants' willingness to be involved in survey research. For example, one study from the USA showed that 13 per cent of respondents were willing to participate in a study but not if they were required to sign a consent form (Singer 2003). The problem then is that, if signed consent is insisted upon, it seems likely that the resulting sample will be biased (see Chapter 8 for a discussion of sampling bias). This has led Groves et al. (2004) to recommend that, for survey research, it is the interviewer who should sign the form, indicating that the respondent has given his or her verbal informed consent.

New media and difficult decisions

The Internet has also thrown up new dimensions of ethical decision-making for social researchers. For example, it is very tempting to use newsgroups, chatrooms, listservs, email discussion groups, and so on as interesting fodder for examining interaction or a focus of interest. In Internet circles, such ‘lurking’ is extremely frowned upon. However, quite aside from such condemnation, it is ethically debatable how far it is acceptable to treat such ongoing interactions as ‘documents’ that are ripe for analysis. When participants have not given their assent to having their postings used in this way, it could be argued that the principle of informed consent has been violated. However, it could also be claimed that, in some cases, such postings are in the public domain, much like letters to newspapers, so that seeking consent is unnecessary.


Whether electronic communications are public or private is currently a matter of some debate. Pace and Livingston (2005: 39) argue that such electronic communications should be used for research only if:

- the information is publically archived and readily available;
- no password is required to access the information;
- the material is not sensitive in nature;
- no stated site policy prohibits the use of the material.

These authors suggest that, if these conditions do not pertain, informed consent needs to be obtained and should be obtained without disrupting ongoing online activity. They also argue that identities and confidentiality must be protected. These guidelines are not without problems. For example, who decides whether material is ‘sensitive in nature’? What is or is not sensitive is likely

to be highly debatable, so treating it as a principle is not in the least straightforward. Issues like this bring out the difficulties associated with ethical decision-making. Internet research methods will be explored further in Chapter 28.

Research methods using visual media like photographs have become increasingly popular as embellishments of traditional techniques. An example is the rise of visual ethnography, which is discussed in Chapter 19. The growth of interest in visual research methods has almost certainly been stimulated by the popularity of digital cameras and the greater availability of camcorders. However, visual methods can also result in some difficult decisions too. It is clearly desirable to obtain the informed consent of those who appear in photographs, but it may not be possible to do this for absolutely everyone who appears. Some people may be in the background and may have moved off before they can be asked to provide their informed consent. Further, the significance of a photograph may become apparent only when the visual and non-visual data are being analysed, and by then it may not be possible to establish informed consent with those affected. In my book on Disneyization (Bryman 2004a), I would very much have liked to use a photograph I took while in the Asia region of Disney’s Animal Kingdom in Orlando, Florida. I had taken a photograph of one of the ‘cast members’ who was dressed in thematically appropriate attire because he had been holding an insect that had intrigued both of us. It occurred to me later that it would have been an excellent illustration of the use of the body in theming, but I felt it was inappropriate to use it because of the lack of informed consent. One solution is to ‘pixelate’ people’s faces so that they cannot be identified, a strategy that is discussed in Chapter 19.



Politics in social research

However, ethics are by no means the only context within which issues to do with wider principles are relevant to and intrude into social research. In a sense, ethical issues are part of a wider consideration of the role that values play in the research process. But the ways in which values are relevant is not just to do with the ethical dimensions of research. In Chapter 2, in the section on ‘Influences on the conduct of social research’, it was noted that values intrude in all phases of the research

process—from the choice of a research area to the formulation of conclusions. This means that the social researcher is never conducting an investigation in a moral vacuum—who he or she is will influence a whole variety of presuppositions that in turn have implications for the conduct of social research. This view is widely accepted among social researchers, and claims that social research can be conducted in a wholly objective, value-neutral way are now heard far less frequently. While quantitative

research is sometimes depicted as committed to objectivity (e.g. Lincoln and Guba 1985), it is not at all clear that nowadays this principle is as widely endorsed among quantitative researchers as a desirable and feasible feature as qualitative researchers would have us believe.

For some writers on social research, a ‘conscious partiality’, as Mies (1993: 68) calls it, is celebrated. Particularly among feminist researchers, to do research on women in an objective, value-neutral way would be undesirable (as well as being difficult to achieve), because it would be incompatible with the values of feminism. Instead, many feminist researchers advocate a stance that extols the virtues of a commitment to women and exposing the conditions of their disadvantage in a male-dominated society. Much of such research has been concerned to change the situation of women, as well as to heighten our understanding of the disadvantages from which they suffer.

Considerations of this kind begin to draw attention to the way in which *politics* (in the non-party-political sense of the working-through of power and contests over its exercise) plays an important role in social research. Politics becomes important in different contexts and ways.

- Social researchers are sometimes put in the position where they *take sides*. This is precisely what many feminist researchers do when they focus on women’s disadvantages in the family, the workplace, and elsewhere, and on the possibilities for improving their position. However, some writers have argued that this process of taking sides is pervasive in much sociology (see Thinking deeply 6.2).
- Related to this point is the issue of *funding* research. Much social research is funded by organizations such as firms and government departments. Such organizations frequently have a vested interest in the outcomes of the research. The very fact that some research is funded, while other research is not, suggests that political issues may be involved, in that we might anticipate that such organizations will seek to invest in studies that will be useful to them and that will be supportive of their operations and world views. Frequently, they are proactive, in that they may contact researchers to carry out an investigation or they will launch a call for researchers to tender bids for an investigation in a certain area. When social researchers participate in such exercises, they are participating in a political arena because they are having to tailor their research concerns and even research questions to a body that defines or at least influences those research concerns and research questions. Bodies like govern-

ment departments (such as the Home Office) are going to be influenced by notions of relevance to their work and by their understanding of ministers’ concerns. As a result, as G. Hughes (2000) observes in relation to research in the field of crime, an investigation of gun crimes among Britain’s ‘underclass’ is more likely to be looked upon favourably for funding than one concerned with state-related misdemeanours. R. Morgan (2000) points out that research funded by the Home Office typically: is empirical; adopts quantitative research; is concerned with the costs and benefits of a policy or innovation; is short-termist (in the sense that the cost–benefit analysis is usually concerned with immediate impacts rather than longer-term ones); and is uncritical (in the sense that government policy is not probed but is concerned with the effectiveness of ways of implementing policy). In addition, many agencies restrict what researchers are able to write about their findings by insisting on seeing drafts of all proposed publications. Even bodies like the UK’s major funder of social research, the ESRC, increasingly mould their research programmes to what are perceived to be areas of concern in society and seek to involve non-academics as evaluators and audiences for research. Such features are related to the fact that the ESRC is itself involved in a political process of seeking to secure a continuous stream of funding from government, and being able to demonstrate relevance is one way of indicating standing in this regard. This predisposition on the part of the ESRC was enhanced in 2009 when it committed itself to what is often referred to as an ‘impact agenda’. Applications for research funding after 17 February 2009 have been required to ‘provide information about the potential impacts of research, pathways to achieving those impacts, and the adoption of interdisciplinary and innovative approaches’ (www.esrc.ac.uk/ESRCInfoCentre/Support/esrcexpectations/faq.aspx (accessed 6 August 2010)). This requires applicants to specify not just the anticipated academic impacts of the proposed research, but also non-academic ones. Specifying non-academic impacts requires a consideration of who might benefit from the research and how they might benefit. The impact agenda was met with disquiet among many researchers who felt that it meant that applicants needed to have a good idea of what they would find at the application stage (see, for example, the article ‘Petition Decries “Impact” Agenda in Research’ at www.timeshighereducation.co.uk/story.asp?storyCode=406931§ioncode=26 (accessed 6 August 2010)). However, the main

point to register is that the impact agenda represents in many researchers' eyes a ratcheting-up of a perceived preference for research that can be shown to be relevant so that future flows of government support will not be jeopardized.

- Gaining *access* is also a political process. Access is usually mediated by gatekeepers, who are concerned about the researcher's motives: what the organization can gain from the investigation, what it will lose by participating in the research in terms of staff time and other costs, and potential risks to its image. Often, gatekeepers will seek to influence how the investigation takes place, what kinds of questions can be asked, who can and who cannot be the focus of study, the amount of time to be spent with each research participant, the interpretation of findings, and the form of any report to the organization itself. Reiner (2000b) suggests that the police, for example, are usually concerned about how they are going to be represented in publications in case they are portrayed unfavourably to agencies to which they are accountable. Firms are also invariably concerned about issues of how they are going to be represented. Consequently, gaining access is almost always a matter of negotiation, and as such inevitably turns into a political process. The results of this negotiation are often referred to as 'the research bargain'.
- Once in the organization, researchers often find that *getting on* in organizations entails a constant process of negotiation and renegotiation of what is and is not permissible. In other words, there may be several layers of gatekeepers in any research project, so that issues of access become an ongoing feature of research. For example, for their research on cargo vessels, Sampson and Thomas (2003: 171) sought initial access through ship-owning or managing companies, but found that 'the *key gatekeeper* is invariably the captain'. Captains varied in the degree of willingness to accommodate the researchers' investigative and other needs, and their chief officers, who represented a further layer of access, were frequently delegated responsibility for dealing with the fieldworkers. These officers also varied a great deal, with the researchers quoting one case in which the chief officer wanted to call a meeting about how the interviews should be conducted and another giving a much freer rein. Moreover, researchers are often treated with suspicion and reticence because of uncertainty about their motives, such as whether they are really working for management. It is unwise to assume that, simply because gatekeepers have given the researcher access, they will have a smooth passage in their subsequent dealings with the people they study. Some research participants, perhaps because they are suspicious or because they doubt the utility of social research, will obstruct the research process. Researchers may also find themselves becoming embroiled in the internal politics of organizations as factional disputes rear their heads, and sometimes they may become pawns in such clashes if groups attempt to enlist them in getting over a particular viewpoint.
- When research is conducted in *teams*, politics may loom large, since the different career and other objectives of team members and their different (and sometimes divergent) perceptions of their contributions may form a quite separate political arena. However, this is unlikely to be a set of circumstances that will affect most undergraduate or postgraduate students, although the growing use of team-based assignments at both levels suggests that it could become more relevant to many students. On the other hand, supervisors of postgraduate research and undergraduate dissertations may themselves be evaluated in terms of the number of postgraduate students seen through to completion or in terms of the quality of undergraduate dissertations for which they were responsible. Therefore, wider political processes of this kind may be relevant to many of this book's readers.
- There may be pressure to restrict the *publication* of findings. Hughes (2000) cites the case of a study of plea-bargaining in the British criminal justice system as a case in point. The researchers had uncovered what were deemed at the time to be disconcerting levels of informal bargaining, which were taken to imply that the formal judicial process was being weakened. The English legal establishment sought to thwart the dissemination of the findings and was persuaded to allow publication to go ahead only when a panel of academics confirmed the validity of the findings.
- The *use* made of findings by others can be the focus of further political machinations. In the 1960s a study that showed the persistence of streaming and social-class differentials in a comprehensive school (at a time when comprehensive schooling was a political issue, having just been introduced by the then Labour government) was used by right-wing writers on education at the time as a critique of the case for comprehensive schooling.
- One further aspect that warrants mention in this section relates to what Savage (2010) refers to as the

politics of *method*. He argues the social sciences and Sociology in particular emerged as credible disciplines in the UK because their practitioners asserted expertise in the use of certain research methods that they used in a neutral and broadly 'scientific' manner. Thus, early researchers' use of sampling techniques, questionnaires, and interviewing were part of a gradual claim to be taken seriously as an academic discipline, allowing them to carve out a niche that differentiated them in terms of expertise from Economics. It is not that the early UK sociologists were claiming that they were the only professionals to use these research methods; after all, market researchers were well-known practitioners. Rather, they claimed an expertise in the use of these research methods for uncovering and exploring 'the social' either as a domain that had not previously been addressed by other academics or

if it had been addressed it had been done in a loose and largely unsystematic manner. This was a political battle for what Savage refers to as 'jurisdiction', out of which Sociology largely emerged as a winner. However, Savage also argues (see also Savage and Burrows 2007) that this jurisdiction is under threat owing to others using the very research methods over which sociologists used to claim special expertise and the emergence of new kinds of data about social issues in which sociologists play little or no role. As a result, the field of research methods can be viewed as an arena in which there are competing claims to methodological proficiency with regard to revealing the nature of the social.

These are just a small number of ways in which we can talk about a politics of the research process.



Thinking deeply 6.2

Taking sides in social research: the Becker–Gouldner dispute

In the late 1960s there was an interesting dispute between two sociologists who were leaders in the field in the USA and beyond: Howard S. Becker (1928–) and Alvin Gouldner (1920–80). Their debate raised many issues concerning the role of values and politics in research, but the issue of taking sides in research is a particularly interesting aspect of their dispute. Becker (1967) argued that it is not possible to do research that is unaffected by our personal sympathies. When we conduct research, we are often doing so in the context of hierarchical relationships (police–criminal, managers–workers, wardens–prisoners, doctors–patients, teachers–students). Becker felt that it is difficult in the context of such relationships not to take sides; instead, the bigger dilemma is deciding which side we are on. Becker recognized that within the field in which he conducted his research at the time—the sociology of deviance—the sympathies of many practitioners lay with the underdogs in these hierarchical relationships. At the very least, the sociologist of deviance may seek to express or represent the point of view of criminals, prisoners, mental patients, and others, even if they do not go as far as to identify with them. However, when sociologists of deviance take the perspective of such groups, Becker argued that they are more likely to be accused of bias, because they are ascribing credibility to those whom society shuns and in many cases abhors. Why is a study stressing the underdog's perspective more likely to be regarded as biased? Becker proffered two reasons: because members of the higher group are widely seen as having an exclusive right to define the way things are in their sphere and because they are regarded as having a more complete picture. In other words, credibility is differentially distributed in society.

Gouldner (1968) argued that Becker exaggerated the issues he described in that by no means all research entails the need to take sides. He also argued that it was a mistake to think that, simply because the researcher takes the point of view of a section of society seriously, he or she necessarily sympathizes with that group. Much more recently, Liebling (2001) has argued that it is possible to see the merits of more than one side. Taking the case of prison research in the UK, she shows that, not only is it possible to recognize the virtues of different perspectives, but it is also possible to do so without incurring too much wrath on either side—in her case, prison officials and prisoners.



Checklist

Issues to consider in connection with ethical issues

- Have you read and incorporated into your research the principles associated with at least one of the major professional associations mentioned in this book?
- Have you read and incorporated the requirements for doing ethical research in your institution?
- Have you found out whether all proposed research needs to be submitted to the body in your institution that is responsible for the oversight of ethical issues?
- If only certain types of research need to be submitted, have you checked to see whether your proposed research is likely to require clearance?
- Have you checked to ensure that there is no prospect of any harm coming to participants?
- Does your research conform to the principle of informed consent, so that research participants understand:
 - what the research is about?
 - the purposes of the research?
 - who is sponsoring it?
 - the nature of their involvement in the research?
 - how long their participation is going to take?
 - that their participation is voluntary?
 - that they can withdraw from participation in the research at any time?
 - what is going to happen to the data (e.g. how they are going to be kept)?
- Are you confident that the privacy of the people involved in your research will not be violated?
- Do you appreciate that you should not divulge information or views to your research participants that other research participants have given you?
- Have you taken steps to ensure that your research participants will not be deceived about the research and its purposes?
- Have you taken steps to ensure that the confidentiality of data relating to your research participants will be maintained?
- Once the data have been collected, have you taken steps to ensure that the names of your research participants and the location of your research (such as the name of the organization(s) in which it took place) are not identifiable?
- Does your strategy for keeping your data in electronic form comply with data protection legislation?
- Once your research has been completed, have you met obligations that were a requirement of doing the research (for example, submitting a report to an organization that allowed you access)?



Key points

- This chapter has been concerned with a limited range of issues concerning ethics in social research, in that it has concentrated on ethical concerns that might arise in the context of collecting and analysing data. My concern has mainly been with relations between researchers and research participants. Other ethical issues can arise in the course of social research.
- While the codes and guidelines of professional associations provide some guidance, their potency is ambiguous and they often leave the door open for some autonomy with regard to ethical issues.
- The main areas of ethical concern relate to: harm to participants; lack of informed consent; invasion of privacy; and deception.
- Covert observation and certain notorious studies have been particular focuses of concern.
- The boundaries between ethical and unethical practices are not clear cut.
- Writers on social research ethics have adopted several different stances in relation to the issue.
- While the rights of research participants are the chief focus of ethical principles, concerns about professional self-interest are also of concern.
- Ethical issues sometimes become difficult to distinguish from ones to do with the quality of research.
- The Internet and other new media have opened up new arenas for ethical decision-making.
- There are political dimensions to the research process that link with the place of values.
- The political dimensions of research are concerned with issues to do with the role and exercise of power at the different stages of an investigation.



Questions for review

- Why are ethical issues important in relation to the conduct of social research?
- Outline the different stances on ethics in social research.

Ethical principles

- Does 'harm to participants' refer to physical harm alone?
- What are some of the difficulties that arise in following this ethical principle?
- Why is the issue of informed consent so hotly debated?
- What are the main difficulties of following this ethical principle?
- Why is the privacy principle important?
- Why does deception matter?
- How helpful are notorious studies like Milgram's electric shock experiments and Humphreys's study in terms of understanding the operation of ethical principles in social research?

Ethics and the issue of quality

- Why do issues to do with ethics sometimes become difficult to distinguish from issues to do with the quality of research?
- Is it possible to maintain a distinction between ethics and research quality?

The difficulties of ethical decision-making

- To what extent do new media throw up new areas of ethical concern?
- How easy is it to conduct ethical research?
- Read one of the ethical guidelines referred to in this chapter. How effective is it in guarding against ethical transgressions?

Politics in social research

- What is meant by suggesting that politics plays a role in social research?
- In what ways does politics manifest itself in social research?

**Online Resource Centre**

www.oxfordtextbooks.co.uk/orc/brymansrm4e/

Visit the Online Resource Centre that accompanies this book to enrich your understanding of ethics and politics in social research. Consult web links, test yourself using multiple choice questions, and gain further guidance and inspiration from the Student Researcher's Toolkit.

This page intentionally left blank



Part Two

Part Two of this book is concerned with quantitative research. Chapter 7 sets the scene by exploring the main features of this research strategy. Chapter 8 discusses the ways in which we sample people on whom we carry out research. Chapter 9 focuses on the structured interview, which is one of the main methods of data collection in quantitative research and in survey research in particular. Chapter 10 is concerned with another prominent method of gathering data through survey research—questionnaires that people complete themselves. Chapter 11 provides guidelines on how to ask questions for structured interviews and questionnaires. Chapter 12 discusses structured observation, a method that provides a systematic approach to the observation of people. Chapter 13 addresses content analysis, which is a distinctive and systematic approach to the analysis of a wide variety of documents. Chapter 14 discusses the possibility of using, in your own research, data collected by other researchers or official statistics. Chapter 15 presents some of the main tools you will need to conduct quantitative data analysis. Chapter 16 shows you how to use computer software in the form of SPSS—a very widely used package of programs—to implement the techniques learned in Chapter 15.

These chapters will provide you with the essential tools for doing quantitative research. They will take you from the very general issues to do with the generic features of quantitative research to the very practical issues of conducting surveys and analysing your own data.

This page intentionally left blank

7

The nature of quantitative research

Chapter outline

Introduction	160
The main steps in quantitative research	160
Concepts and their measurement	163
What is a concept?	163
Why measure?	164
Indicators	164
Using multiple-indicator measures	166
Dimensions of concepts	167
Reliability and validity	168
Reliability	168
Validity	170
Reflections on reliability and validity	173
The main preoccupations of quantitative researchers	175
Measurement	175
Causality	175
Generalization	176
Replication	177
The critique of quantitative research	178
Criticisms of quantitative research	178
Is it always like this?	179
Reverse operationism	180
Reliability and validity testing	180
Sampling	181
Key points	181
Questions for review	182



Chapter guide

This chapter is concerned with the characteristics of quantitative research, an approach that has been the dominant strategy for conducting social research. Its influence has waned slightly since the mid-1970s, when qualitative research became increasingly influential. However, it continues to exert a powerful influence in many quarters. The emphasis in this chapter is very much on what quantitative research typically entails, though at a later point in the chapter the ways in which there are frequently departures from this ideal type are outlined. This chapter explores:

- the main steps of quantitative research, which are presented as a linear succession of stages;
- the importance of concepts in quantitative research and the ways in which measures may be devised for concepts; this discussion includes a discussion of the important idea of an *indicator*, which is devised as a way of measuring a concept for which there is no direct measure;
- the procedures for checking the reliability and validity of the measurement process;
- the main preoccupations of quantitative research, which are described in terms of four features: measurement; causality; generalization; and replication;
- some criticisms that are frequently levelled at quantitative research.

Introduction

In Chapter 2, quantitative research was outlined as a distinctive research strategy. In very broad terms, it was described as entailing the collection of numerical data, as exhibiting a view of the relationship between theory and research as deductive and a predilection for a natural science approach (and of positivism in particular), and as having an objectivist conception of social reality. A number of other features of quantitative research were outlined, but in this chapter we will be examining the strategy in much more detail.

It should be abundantly clear by now that the description of the research strategy as ‘quantitative research’

should not be taken to mean that quantification of aspects of social life is all that distinguishes it from a qualitative research strategy. The very fact that it has a distinctive epistemological and ontological position suggests that there is a good deal more to it than the mere presence of numbers. In this chapter, the main steps in quantitative research will be outlined. We will also examine some of the principal preoccupations of the strategy and how certain issues of concern among practitioners are addressed, such as the concerns about measurement validity.



The main steps in quantitative research

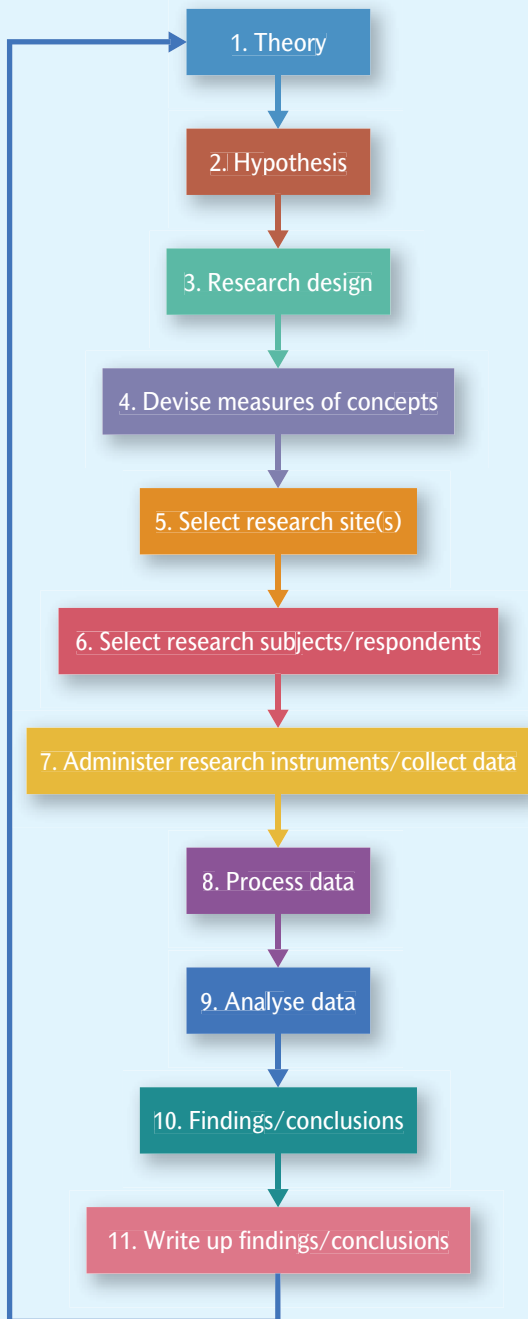
Figure 7.1 outlines the main steps in quantitative research. This is very much an ideal-typical account of the process: it is probably never or rarely found in this pure form, but it represents a useful starting point for getting to grips with the main ingredients of the approach and the links between them. Research is rarely as linear and

as straightforward as the figure implies, but its aim is to do no more than capture the main steps and to provide a rough indication of their interconnections.

Some of the chief steps have been covered in Chapters 1, 2, and 3. The fact that we start off with theory signifies that a broadly deductive approach to the relationship

Figure 7.1

The process of quantitative research



between theory and research is taken. It is common for outlines of the main steps of quantitative research to suggest that a hypothesis is deduced from the theory and is tested. This notion has been incorporated into Figure 7.1.

However, a great deal of quantitative research does not entail the specification of a hypothesis, and instead theory acts loosely as a set of concerns in relation to which the social researcher collects data. The specification of hypotheses to be tested is particularly likely to be found in experimental research. Other research designs sometimes entail the testing of hypotheses. In Chapter 2 a study that employed a cross-sectional design using social survey research instruments was cited as an example (see Research in focus 2.4) that involved hypothesis testing. However, as a rule, we tend to find that Step 2 is more likely to be found in experimental research.

The next step entails the selection of a research design, a topic that was explored in Chapter 3. As we have seen, the selection of research design has implications for a variety of issues, such as the external validity of findings and researchers' ability to impute causality to their findings. Step 4 entails devising measures of the concepts in which the researcher is interested. This process is often referred to as *operationalization*, a term that originally derives from physics to refer to the operations by which a concept (such as temperature or velocity) is measured (Bridgman 1927). Aspects of this issue will be explored below in this chapter.

The next two steps entail the selection of a research site or sites and then the selection of subjects/respondents. (Experimental researchers tend to call the people on whom they conduct research 'subjects', whereas social survey researchers typically call them 'respondents'.) Thus, in social survey research an investigator must first be concerned to establish an appropriate setting for his or her research. A number of decisions may be involved. The well-known *Affluent Worker* research undertaken by Goldthorpe et al. (1968: 2–5) involved two decisions about a research site or setting. First, the researchers needed a community that would be appropriate for the testing of the 'embourgeoisement' thesis (the idea that affluent workers were becoming more middle class in their attitudes and lifestyles). As a result of this consideration, Luton was selected. Second, in order to come up with a sample of 'affluent workers' (Step 6), it was decided that people working for three of Luton's leading employers should be interviewed. Moreover, the researchers wanted the firms selected to cover a range of production technologies, because of evidence at that time that technologies had implications for workers' attitudes and behaviour. As a result of these considerations, the three firms were selected. Industrial workers were then sampled, again in terms of selected criteria that were to do with the researchers' interests in embourgeoisement and in the implications of technology for

work attitudes and behaviour. Research in focus 7.1 provides a more recent example of research that involved similar deliberations about selecting research sites and

sampling respondents. In experimental research, these two steps are likely to include the assignment of subjects into control and treatment groups.



Research in focus 7.1

Selecting research sites and sampling respondents: the Social Change and Economic Life Initiative

The Social Change and Economic Life Initiative (SCELI) involved research in six labour markets: Aberdeen, Coventry, Kirkcaldy, Northampton, Rochdale, and Swindon. These labour markets were chosen to reflect contrasting patterns of economic change in the early to mid-1980s and in the then recent past. Within each locality, three main surveys were carried out.

- *The Work Attitudes/Histories Survey.* Across the six localities a random sample of 6,111 individuals was interviewed using a structured interview schedule. Each interview comprised questions about the individual's work history and about a range of attitudes.
- *The Household and Community Survey.* A further survey was conducted on roughly one-third of those interviewed for the Work Attitudes/Histories Survey. Respondents and their partners were interviewed by structured interview schedule, and each person also completed a self-completion questionnaire. This survey was concerned with such areas as the domestic division of labour, leisure activities, and attitudes to the welfare state.
- *The Baseline Employers' Survey.* Each individual in each locality interviewed for the Work Attitudes/Histories Survey was asked to provide details of his or her employer (if appropriate). A sample of these employers was then interviewed by structured interview schedule. The interview schedules covered such areas as the gender distribution of jobs, the introduction of new technologies, and relationships with trade unions.

The bulk of the results was published in a series of volumes, including Penn et al. (1994) and A. M. Scott (1994). This example shows clearly the ways in which researchers are involved in decisions about selecting both research site(s) and respondents.

Step 7 involves the administration of the research instruments. In experimental research, this is likely to entail pre-testing subjects, manipulating the independent variable for the experimental group, and post-testing respondents. In cross-sectional research using social survey research instruments, it will involve interviewing the sample members by structured interview schedule or distributing a self-completion questionnaire. In research using structured observation, this step will mean an observer (or possibly more than one) watching the setting and the behaviour of people and then assigning categories to each element of behaviour.

Step 8 simply refers to the fact that, once information has been collected, it must be transformed into 'data'. In the context of quantitative research, this is likely to mean that it must be prepared so that it can be quantified. With

some information this can be done in a relatively straightforward way—for example, for information relating to such things as people's ages, incomes, number of years spent at school, and so on. For other variables, quantification will entail *coding* the information—that is, transforming it into numbers to facilitate the quantitative analysis of the data, particularly if the analysis is going to be carried out by computer. Codes act as tags that are placed on data about people to allow the information to be processed by the computer. This consideration leads into Step 9—the analysis of the data. In this step, the researcher is concerned to use a number of techniques of quantitative data analysis to reduce the amount of data collected, to test for relationships between variables, to develop ways of presenting the results of the analysis to others, and so on.

On the basis of the analysis of the data, the researcher must interpret the results of the analysis. It is at this stage that the 'findings' will emerge. The researcher will consider the connections between the findings that emerge out of Step 8 and the various preoccupations that acted as the impetus of the research. If there is a hypothesis, is it supported? What are the implications of the findings for the theoretical ideas that formed the background to the research?

Then the research must be written up. It cannot take on significance beyond satisfying the researcher's personal curiosity until it enters the public domain in some way by being written up as a paper to be read at a conference or as a report to the agency that funded the research or as a book or journal article for academic social researchers. In writing up the findings and conclusions, the researcher is doing more than simply relaying what has been found to others: readers must be convinced that the research conclusions are important and that the findings are robust. Thus, a significant part of the research process entails convincing others of the significance and validity of one's findings.

Once the findings have been published, they become part of the stock of knowledge (or 'theory' in the loose sense of the word) in their domain. Thus, there is a feedback loop from Step 11 back up to Step 1. The presence of an element of both deductivism (Step 2) and inductivism (the feedback loop) is indicative of the positivist foundations of quantitative research. Similarly, the emphasis on the translation of concepts into measures (Step 4) is symptomatic of the principle of phenomenalism (see Key concept 2.2) that is also a feature of positivism. It is to this important phase of translating concepts into measures that we now turn. As we will see, certain considerations follow on from the stress placed on measurement in quantitative research. By and large, these considerations are to do with the validity and reliability of the measures devised by social scientists. These considerations will figure prominently in the following discussion.

As noted at the outset of presenting the model in Figure 7.1, this sequence of stages is a kind of ideal-typical account that is probably rarely found in this pure form. At the end of this chapter, the section 'Is it always like this?' deals with three ways in which the model may not be found in practice.



Concepts and their measurement

What is a concept?

Concepts are the building blocks of theory and represent the points around which social research is conducted. Just think of the numerous concepts that have already been mentioned in relation to research examples cited so far in this book:

structure, agency, social class, job search method, deskilling, emotional satisfaction, religious orthodoxy, religious orientation, preservation of self, informal social control, negotiated order, culture, academic achievement, teacher expectations, charismatic leadership, healthy lifestyle, conversion.

Each represents a label that we give to elements of the social world that seem to have common features and that strike us as significant. As Bulmer (1984: 43) succinctly puts it, concepts 'are categories for the organisation of ideas and observations'. Thus, with a concept like social mobility, we notice that some people improve their socio-economic position relative to their parents, others stay roughly the

same, and others are downwardly mobile. Out of such considerations, the concept of social mobility is reached.

If a concept is to be employed in quantitative research, it will have to be measured. Once they are measured, concepts can be in the form of independent or dependent variables. In other words, concepts may provide an explanation of a certain aspect of the social world, or they may stand for things we want to explain. A concept like social mobility may be used in either capacity: as a possible explanation of certain attitudes (are there differences between the downwardly mobile and others in terms of their political dispositions or social attitudes?) or as something to be explained (what are the causes of variation in social mobility?). Equally, we might be interested in evidence of changes in amounts of social mobility over time or in variations between comparable nations in levels of social mobility. As we start to investigate such issues, we are likely to formulate theories to help us understand why, for example, rates of social mobility vary between countries or over time. This will in turn generate new concepts, as we try to tackle the explanation of variation in rates.

Why measure?

There are three main reasons for the preoccupation with measurement in quantitative research.

1. Measurement allows us to delineate *fine differences* between people in terms of the characteristic in question. This is very useful, since, although we can often distinguish between people in terms of extreme categories, finer distinctions are much more difficult to recognize. We can detect clear variations in levels of job satisfaction—people who love their jobs and people who hate their jobs—but small differences are much more difficult to detect.
2. Measurement gives us a *consistent device* or yardstick for making such distinctions. A measurement device provides a consistent instrument for gauging differences. This consistency relates to two things: our ability to be consistent over time and our ability to be consistent with other researchers. In other words, a measure should be something that is influenced neither by the timing of its administration nor by the person who administers it. Obviously, saying that the measure is not influenced by timing is not meant to indicate that measurement readings do not change:

they are bound to be influenced by the process of social change. What it means is that the measure should generate consistent results, other than those that occur as a result of natural changes. Whether a measure actually possesses this quality has to do with the issue of *reliability*, which was introduced in Chapter 3 and which will be examined again below.

3. Measurement provides the basis for *more precise estimates of the degree of relationship between concepts* (for example, through **correlation** analysis, which will be examined in Chapter 15). Thus, if we measure both job satisfaction and the things with which it might be related, such as stress-related illness, we will be able to produce more precise estimates of how closely they are related than if we had not proceeded in this way.

Indicators

In order to provide a measure of a concept (often referred to as an **operational definition**, a term deriving from the idea of operationalization), it is necessary to have an indicator or indicators that will stand for the concept (see Key concept 7.1). There are a number of ways in which indicators can be devised:



Key concept 7.1 What is an indicator?

It is worth making two distinctions here. First, there is a distinction between an *indicator* and a *measure*. The latter can be taken to refer to things that can be relatively unambiguously counted, such as personal income, household income, age, number of children, or number of years spent at school. Measures, in other words, are quantities. If we are interested in some of the causes of variation in personal income, the latter can be quantified in a reasonably direct way. We use indicators to tap concepts that are less directly quantifiable. If we are interested in the causes of variation in job satisfaction, we will need indicators that will stand for the concept. These indicators will allow job satisfaction to be measured, and we can treat the resulting quantitative information as if it were a measure. An indicator, then, is something that is devised or already exists and that is employed *as though it were a measure of a concept*. It is viewed as an indirect measure of a concept, like job satisfaction. We see here a second distinction between *direct* and *indirect* indicators of concepts. Indicators may be direct or indirect in their relationship to the concepts for which they stand. Thus, an indicator of marital status has a much more direct relationship to its concept than an indicator (or set of indicators) relating to job satisfaction. Sets of attitudes always need to be measured by batteries of indirect indicators. So too do many forms of behaviour. When indicators are used that are not true quantities, they will need to be coded to be turned into quantities. Directness and indirectness are not qualities inherent to an indicator: data from a survey question on amount earned per month may be a direct measure of personal income. However, if we treat personal income as an indicator of social class, it becomes an indirect measure. The issue of indirectness raises the question of where an indirect measure comes from—that is, how does a researcher devise an indicator of something like job satisfaction? Usually, it is based on common-sense understandings of the forms the concept takes or on anecdotal or qualitative evidence relating to that concept.

- through a question (or series of questions) that is part of a structured interview schedule or self-completion questionnaire; the question(s) could be concerned with the respondents' report of an attitude (for example, job satisfaction) or their social situation (for example, poverty) or a report of their behaviour (for example, leisure pursuits);
- through the recording of individuals' behaviour using a structured observation schedule (for example, pupil behaviour in a classroom);
- through official statistics, such as the use of Home Office crime statistics to measure criminal behaviour;
- through an examination of mass media content through content analysis—for example, to determine changes

in the salience of an issue, such as AIDS, in the mass media (Beharrell 1993).

Indicators, then, can be derived from a wide variety of different sources and methods. Very often the researcher has to consider whether one indicator of a concept will be sufficient. This consideration is frequently a focus for social survey researchers. Rather than have just a single indicator of a concept, the researcher may feel that it may be preferable to ask a number of questions in the course of a structured interview or a self-completion questionnaire that tap a certain concept (see Research in focus 7.2 and 7.3 for examples).



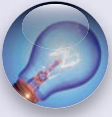
Research in focus 7.2

A multiple-indicator measure of a concept

The research on the effects of redundancy by Westergaard et al. (1989), which was referred to in Chapters 2 and 3, was conducted by structured interview with 378 steel workers who had been made redundant. One of the authors' interests was whether their respondents' commitment to work varied according to whether they were still unemployed at the time of the interview or had found work or had retired. In order to measure commitment to employment, the authors gave their respondents ten statements and asked them to indicate their level of agreement or disagreement on a seven-point scale running from 'Yes, I strongly agree' to 'No, I strongly disagree'. There was a middle point on the scale that allowed for a neutral response. This approach to investigating a cluster of attitudes is known as a **Likert scale**, though in many cases researchers use a five-point rather than a seven-point scale for responses. See Key concept 7.2 for a description of what a Likert scale entails. The ten statements were as follows.

1. Work is necessary, but rarely enjoyable.
2. Having a job is not very important to me.
3. I regard time spent at work as time taken away from the things I want to do.
4. Having a job is/was important to me only because it brings in money.
5. Even if I won a great deal of money on the pools I'd carry on working.
6. If unemployment benefit were really high, I would still prefer to work.
7. I would hate being on the dole.
8. I would soon get bored if I did not go out to work.
9. The most important things that have happened to me involved work.
10. Any feelings I've had in the past of achieving something worthwhile have usually come through things I've done at work.

In fact, the authors found that their respondents' replies did not differ a great deal in terms of whether they had found work since being made redundant or were still unemployed or had taken retirement.



Key concept 7.2

What is a Likert scale?

The investigation of attitudes is a prominent area in much survey research. One of the most common techniques for conducting such an investigation is the Likert scale, named after Rensis Likert, who developed the method. The Likert scale is essentially a **multiple-indicator** or **multiple-item measure** of a set of attitudes relating to a particular area. The goal of the Likert scale is to measure intensity of feelings about the area in question. In its most common format, it comprises a series of statements (known as 'items') that focus on a certain issue or theme. Each respondent is then asked to indicate his or her level of agreement with the statement. Usually, the format for indicating level of agreement is a five-point scale going from 'strongly agree' to 'strongly disagree', but seven-point scale and other formats are used too. There is usually a middle position of 'neither agree nor disagree' or 'undecided' indicating neutrality on the issue. Each respondent's reply on each item is scored, and then the scores for each item are aggregated to form an overall score. Normally, since the scale measures intensity, the scoring is carried out so that a high level of intensity of feelings in connection with each indicator receives a high score (for example, on a five-point scale, a score of 5 for very strong positive feelings about an issue and a score of 1 for very negative feelings). The measure of commitment to work referred to in Research in focus 7.2 is an example of a Likert scale. Variations on the typical format of indicating degrees of agreement are scales referring to frequency (for example, 'never' through to 'always') and evaluation (for example, 'very poor' through to 'very good').

There are several points to bear in mind about the construction of a Likert scale. The following are particularly important.

- The items must be statements and not questions.
- The items must all relate to the same object (job, organization, ethnic groups, unemployment, sentencing of offenders, etc.).
- The items that make up the scale should be interrelated (see the discussion of **internal reliability** in this chapter and Key concept 7.3).

It is useful to vary the phrasing so that some items imply a positive view of the phenomenon of interest and others a negative one. Thus, in the example in Research in focus 7.2, some items imply a negative view of work (for example, 'Having a job is not very important to me') and others a positive view of work (for example, 'I would soon get bored if I did not go out to work'). This variation is advised in order to identify respondents who exhibit **response sets** (see the sections on 'Response sets' in Chapters 9 and 10).

Using multiple-indicator measures

What are the advantages of using a multiple-indicator measure of a concept? The main reason for their use is a recognition that there are potential problems with a reliance on just a single indicator:

- It is possible that a single indicator will incorrectly classify many individuals. This may be due to the wording of the question or it may be a product of misunderstanding. But, if there are a number of indicators, if people are misclassified through a particular question, it will be possible to offset its effects.
- One indicator may capture only a portion of the underlying concept or be too general. A single question

may need to be of an excessively high level of generality and so may not reflect the true state of affairs for the people replying to it. Alternatively, a question may cover only one aspect of the concept in question. For example, if you were interested in job satisfaction, would it be sufficient to ask people how satisfied they were with their pay? Almost certainly not, because most people would argue that there is more to job satisfaction than just satisfaction with pay. A single indicator such as this would be missing out on such things as satisfaction with conditions, with the work itself, and with other aspects of the work environment. By asking a number of questions, the researcher can get access to a wider range of aspects of the concept.

- You can make much finer distinctions. Taking the Westergaard et al. (1989) measure of commitment to work as an example (see Research in focus 7.2), if we just took one of the indicators as a measure, we would be able to array people only on a scale of 1 to 7, assuming that answers indicating no commitment were assigned 1 and answers indicating a very high

level of commitment were assigned 7, the five other points being scored 2, 3, 4, 5, and 6. However, with a multiple-indicator measure of ten indicators the range is 10 (10×1) – 70 (10×7). Key concept 7.2 provides some information about the kind of scale (a Likert scale) that was used in the study by Westergaard et al.



Research in focus 7.3

A multiple-indicator measure of another concept

In Kelley and De Graaf's (1997) research on religious beliefs, two of the main concepts in which they were interested—national religiosity and family religious orientation—were each measured by a single indicator (see Research in focus 2.4). However, religious orthodoxy was measured by four survey questions, answers to which were aggregated for each respondent to form a 'score' for that person. Answers to each of the four questions were given a score and then aggregated to form a religious belief score. The four questions were as follows.

1. Please indicate which statement below comes closest to expressing what you believe about God:
 - I don't believe in God.
 - I don't know whether there is a God and I don't believe there is any way to find out.
 - I don't believe in a personal God, but I do believe in a higher power of some kind.
 - I find myself believing in God some of the time, but not at others.
 - While I have doubts, I feel that I do believe in God.
 - I know God really exists and I have no doubts about it.
2. Which best describes your beliefs about God?
 - I don't believe in God and I never have.
 - I don't believe in God, but I used to.
 - I believe in God now, but I didn't used to.
 - I believe in God now and I always have.
3. How close do you feel to God most of the time?
 - Don't believe in God.
 - Not close at all.
 - Not very close.
 - Somewhat close.
 - Extremely close.
4. There is a God who concerns Himself with every human being, personally.
 - Strongly agree.
 - Agree.
 - Neither agree nor disagree.
 - Disagree.
 - Strongly disagree.

Dimensions of concepts

One elaboration of the general approach to measurement is to consider the possibility that the concept in which

you are interested comprises different **dimensions**. This view is particularly associated with Lazarsfeld (1958). The idea behind this approach is that, when the researcher is seeking to develop a measure of a concept, the

different aspects or components of that concept should be considered. This specification of the dimensions of a concept would be undertaken with reference to theory and research associated with that concept. Examples of this kind of approach can be discerned in Seeman's (1959) delineation of five dimensions of alienation (powerlessness, meaninglessness, normlessness, isolation, and self-estrangement). Bryman and Cramer (2011) demonstrate the operation of this approach with reference to the concept of 'professionalism'. The idea is that people scoring high on one dimension may not necessarily score high on other dimensions, so that for each respondent you end up with a multidimensional 'profile'. Research in focus 7.4 demonstrates the use of dimensions in

connection with the concept of 'deskilling' in the sociology of work.

However, in much if not most quantitative research, there is a tendency to rely on a single indicator of concepts. For many purposes this is quite adequate. It would be a mistake to believe that investigations that use a single indicator of core concepts are somehow deficient. In any case, some studies, like Kelley and De Graaf (1997, see Research in focus 7.3), employ both single- and multiple-indicator measures of concepts. What is crucial is whether measures are reliable and whether they are valid representations of the concepts they are supposed to be tapping. It is to this issue that we now turn.



Research in focus 7.4

Specifying dimensions of a concept: the case of deskilling

This example is taken from social survey research primarily concerned with social class in Britain by Marshall et al. (1988). The research was based on structured interviews with a national, random sample of individuals. One of the researchers' areas of interest was Braverman's (1974) deskilling thesis (see Research in focus 2.2). Based on a reading of the literature on this topic at the time, the authors argued that two important components or *dimensions* of deskilling on which they were able to shed light were 'skill as complexity and skill as freedom', which 'are central to the thesis that work is being proletarianized through the deskilling of tasks' (Marshall et al. 1988: 116). 'Skill as complexity' was measured by a single interview question asking respondents whether their current jobs required more, less, or about the same amount of skill as when they first started. 'Skill as freedom' was measured by seven indicators that were treated separately and not aggregated. The questions entailed asking respondents about such things as whether they were able to reduce the pace of their work or to initiate new tasks in their work. Neither dimension comprised measures that offered significant support for the deskilling thesis.



Reliability and validity

Although the terms 'reliability' and 'validity' seem to be almost synonymous, they have quite different meanings in relation to the evaluation of measures of concepts, as was seen in Chapter 3.

Reliability

As Key concept 7.3 suggests, reliability is fundamentally concerned with issues of consistency of measures. There

are at least three different meanings of the term. These are outlined in Key concept 7.3 and elaborated upon below.

Stability

The most obvious way of testing for the stability of a measure is the *test-retest* method. This involves administering a test or measure on one occasion and then readministering it to the same sample on another occasion—that is:

T_1	T_2
Obs ₁	Obs ₂

We should expect to find a high correlation between Obs₁ and Obs₂. Correlation is a measure of the strength of the relationship between two variables. This topic will be covered in Chapter 15 in the context of a discussion about quantitative data analysis. Let us imagine that we

develop a multiple-indicator measure that is supposed to tap a concept that we might call ‘designerism’ (a preference for buying goods and especially clothing with ‘designer’ labels). We would administer the measure to a sample of respondents and readminister it some time later. If the correlation is low, the measure would appear to be unstable, implying that respondents’ answers cannot be relied upon.



Key concept 7.3

What is reliability?

Reliability refers to the consistency of a measure of a concept. The following are three prominent factors involved when considering whether a measure is reliable:

- *Stability.* This consideration entails asking whether a measure is stable over time, so that we can be confident that the results relating to that measure for a sample of respondents do not fluctuate. This means that, if we administer a measure to a group and then readminister it, there will be little variation over time in the results obtained. In February 2010, the then Shadow Home Secretary, Chris Grayling, was roundly criticized by the UK Statistics Authority for comparing Home Office statistics from the late 1990s with current figures to suggest that there had been a big increase in violent crimes since Labour took office in 1997. The reason for the criticism was that there had been a change to the definition of violent crime, which had produced an immediate 35 per cent increase in the crime. In this case, the measure of violent crime was not reliable from the point of view of inferring a change over time. For this story, see ‘Chris Grayling Accused of Damaging Public Trust over Crime Figures’, www.thetimes.co.uk/tto/news/politics/article2030815.ece (accessed 9 August 2010).
- *Internal reliability.* The key issue is whether the indicators that make up the **scale** or **index** are consistent—in other words, whether respondents’ scores on any one indicator tend to be related to their scores on the other indicators.
- *Inter-observer consistency.* When a great deal of subjective judgement is involved in such activities as the recording of observations or the translation of data into categories and where more than one ‘observer’ is involved in such activities, there is the possibility that there is a lack of consistency in their decisions. This can arise in a number of contexts, for example: in content analysis where decisions have to be made about how to categorize media items; when answers to open questions have to be categorized; or in structured observation when observers have to decide how to classify subjects’ behaviour.

However, there are a number of problems with this approach to evaluating reliability. Respondents’ answers at T_1 may influence how they reply at T_2 . This may result in greater consistency between Obs₁ and Obs₂ than is in fact the case. Second, events may intervene between T_1 and T_2 that influence the degree of consistency. For example, if a long span of time is involved, changes in the economy or in respondents’ personal financial circumstances could influence their views about and predilection for designer goods. For example, Berthoud (2000b) notes that an index of ill-health devised from the British Household Panel

Survey (BHPS) achieved a high test–retest reliability. He notes that this is very encouraging, because ‘some of the variation between tests (a year apart) will have been caused by genuine changes in people’s health’ (Berthoud 2000b: 170). There is no easy way of disentangling the effects of a lack of stability in the measure from ‘real’ changes in people’s health over the year in question.

There are no clear solutions to these problems, other than by introducing a complex research design and so turning the investigation of reliability into a major project in its own right. Perhaps for these reasons, many

if not most reports of research findings do not appear to carry out tests of stability. Indeed, longitudinal research is often undertaken precisely in order to identify social change and its correlates.

Internal reliability

This meaning of reliability applies to multiple-indicator measures like those examined in Research in focus 7.2 and 7.3. When you have a multiple-item measure in which each respondent's answers to each question are aggregated to form an overall score, the possibility is raised that the indicators do not relate to the same thing; in other words, they lack coherence. We need to be sure that all our designerism indicators are related to each other. If they are not, some of the items may actually be unrelated to designerism and therefore indicative of something else.

One way of testing internal reliability is the *split-half* method. We can take the commitment to work measure developed by Westergaard et al. (1989) as an example (see Research in focus 7.2). The ten indicators would be divided into two halves with five in each group. The indicators would be allocated on a random or an odd-even basis. The degree of correlation between scores on two halves would then be calculated. In other words, the aim would be to establish whether respondents scoring high

on one of the two groups also scored high on the other group of indicators. The calculation of the correlation will yield a figure, known as a coefficient, that varies between 0 (no correlation and therefore no internal consistency) to 1 (perfect correlation and therefore complete internal consistency). It is usually expected that a result of 0.80 and above implies an acceptable level of internal reliability. Do not worry if the figures appear somewhat opaque. The meaning of correlation will be explored in much greater detail later on. The chief point to carry away with you at this stage is that the correlation establishes how closely respondents' scores on the two groups of indicators are related.

Nowadays, most researchers use a test of internal reliability known as *Cronbach's alpha* (see Key concept 7.4). Its use has grown as a result of its incorporation into computer software for quantitative data analysis.

Inter-observer consistency

The idea of inter-observer consistency is briefly outlined in Key concept 7.3. The issues involved are rather too advanced to be dealt with at this stage and will be touched on briefly in later chapters. Cramer (1998: ch. 14) provides a very detailed treatment of the issues and appropriate techniques.



Key concept 7.4 What is Cronbach's alpha?

To a very large extent we are leaping ahead too much here, but it is important to appreciate the basic features of what this widely used test means. Cronbach's alpha is a commonly used test of internal reliability. It essentially calculates the average of all possible split-half reliability coefficients. A computed alpha coefficient will vary between 1 (denoting perfect internal reliability) and 0 (denoting no internal reliability). The figure 0.80 is typically employed as a rule of thumb to denote an acceptable level of internal reliability, though many writers work with a slightly lower figure. In the case of the commitment to work scale devised by Westergaard et al. (1989: 93), alpha was 0.70, which they refer to as 'a satisfactory level'. In the case of Kelley and De Graaf's (1997) measure of religious orthodoxy, which comprised four indicators, alpha was 0.93. The alpha levels varied between 0.79 and 0.95 for each of the fifteen national samples that make up the data. Berthoud (2000b: 169) writes that a minimum level of 0.60 is 'good' and cites the case of an index of ill-health used in the BHPS that achieved a level of 0.77.

Validity

As noted in Chapter 3, the issue of measurement validity has to do with whether a measure of a concept really measures that concept (see Key concept 7.5). When people argue about whether a person's IQ score really measures or reflects that person's level of intelligence,

they are raising questions about the measurement validity of the IQ test in relation to the concept of intelligence. Similarly, one often hears people say that they do not believe that the Retail Price Index really reflects inflation and the rise in the cost of living. Again, a query is being raised in such comments about measurement validity. And whenever students or lecturers debate whether

formal examinations provide an accurate measure of academic ability, they too are raising questions about measurement validity.

Writers on measurement validity distinguish between a number of ways of appraising measurement validity.

These types really reflect different ways of gauging the validity of a measure of a concept. These different ways of appraising measurement validity will now be outlined.



Key concept 7.5 What is validity?

Validity refers to the issue of whether an indicator (or set of indicators) that is devised to gauge a concept really measures that concept. Several ways of establishing validity are explored in the text: face validity; concurrent validity; predictive validity; construct validity; and convergent validity. Here the term is being used as a shorthand for what was referred to as *measurement validity* in Chapter 3. Validity should therefore be distinguished from the other terms introduced in Chapter 3: internal validity; external validity; and ecological validity.

Face validity

At the very minimum, a researcher who develops a new measure should establish that it has **face validity**—that is, that the measure apparently reflects the content of the concept in question. Face validity might be established by asking other people whether the measure seems to be getting at the concept that is the focus of attention. In other words, people, possibly those with experience or expertise in a field, might be asked to act as judges to determine whether on the face of it the measure seems to reflect the concept concerned. Face validity is, therefore, an essentially intuitive process.

Concurrent validity

The researcher might seek also to gauge the **concurrent validity** of the measure. Here the researcher employs a *criterion* on which cases (for example, people) are known to differ and that is relevant to the concept in question. A new measure of job satisfaction can serve as an example. A criterion might be absenteeism, because some people are more often absent from work (other than through illness) than others. In order to establish the concurrent validity of a measure of job satisfaction, we might see how far people who are satisfied with their jobs are less likely than those who are not satisfied to be *absent* from work. If a lack of correspondence were found, such as there being no difference in levels of job satisfaction among frequent absentees, doubt might be cast on whether our measure is really addressing job satisfaction. Similarly, Wood and Williams (2007) discuss the problem of asking people in questionnaires how much they spend on gambling, because self-reported gambling

expenditure tends to be inconsistent with actual revenue that accrues from gambling. The authors asked a large random sample of residents in Ontario, Canada, how much they had spent in the last month in twelve different ways. They note that even slight variations in the wording of questions could result in very different estimates of expenditure on the part of respondents, a concern that relates to issues that are discussed in Chapter 11. However, some questions did produce answers that were more consistent with an estimate of gambling expenditure per person in Ontario, which acted as the concurrent validity criterion. The authors recommend on the basis of its performance in the validity test and its face validity the following question:

Roughly how much money do you spend on [specific gambling activity] in a typical month? What we mean here is how much you are ahead or behind, or your net win or loss in a typical month. (Wood and Williams 2007: 68)

The question required aggregating respondents' estimates of their gambling expenditure on each of several gambling activities.

Predictive validity

Another possible test for the validity of a new measure is *predictive validity*, whereby the researcher uses a *future* criterion measure, rather than a contemporary one, as in the case of concurrent validity. With predictive validity, the researcher would take future levels of absenteeism as the criterion against which the validity of a new measure

of job satisfaction would be examined. The difference from concurrent validity is that a future rather than a simultaneous criterion measure is employed.

Construct validity

Some writers advocate that the researcher should also estimate the *construct validity* of a measure. Here, the researcher is encouraged to deduce hypotheses from a theory that is relevant to the concept. For example, drawing upon ideas about the impact of technology on the experience of work, the researcher might anticipate that people who are satisfied with their jobs are less likely to work on routine jobs; those who are not satisfied are more likely to work on routine jobs. Accordingly, we could investigate this theoretical deduction by examining the relationship between job satisfaction and job routine. However, some caution is required in interpreting the absence of a relationship between job satisfaction and job routine in this example. First, either the theory or the deduction that is made from it might be misguided. Second, the measure of job routine could be an invalid measure of that concept.

Convergent validity

In the view of some methodologists, the validity of a measure ought to be gauged by comparing it to measures

of the same concept developed through other methods. For example, if we develop a questionnaire measure of how much time managers spend on various activities (such as attending meetings, touring their organization, informal discussions, and so on), we might examine its validity by tracking a number of managers and using a structured observation schedule to record how much time is spent in various activities and their frequency. In addition to using a test of concurrent validity for their research on gambling expenditure, Wood and Williams (2007) used a diary to estimate gambling expenditure for a subsample of their respondents that could then be compared to questionnaire estimates. Respondents began the diary shortly after they had answered the survey question and continued completing it for a thirty-day period. This validity test allowed the researchers to compare what was actually spent in the month after the question was asked (assuming the diary estimates were correct) with what respondents *thought* they spent on gambling.

An interesting instance of convergent *invalidity* is described in Thinking deeply 7.1. In this example, the British Crime Survey (BCS) was consciously devised to provide an alternative measure of levels of crime so that it would act as a check on the official statistics. The two sets of data are collected in quite different ways: the official crime statistics are collected as part of the



Thinking deeply 7.1

A case of convergent *invalidity*: Home Office crime statistics

An article in the *Sunday Times* (Burrell and Leppard 1994) proclaimed the government's claims about the fall in crime a sham. The opening paragraph put the point as follows:

The government's much heralded fall in crime is a myth. Hundreds of thousands of serious crimes have been quietly dropped from police records as senior officers massage their statistics to meet new Home Office targets. . . . Crime experts say at least 220,000 crimes, including burglary, assault, theft and car crimes, vanished from official statistics last year as a result of police manipulation of the figures.

What gave the 'crime experts' and the reporters the confidence to assert that the much-trumpeted fall in crime was a myth because the figures on which the claim was made had been massaged? The answer is that data from the British Crime Survey (BCS) had 'recently reported that actual crime rose faster over the past two years than during the 1980s' (see Research in focus 7.2 for details of the BCS). In each case, a large, randomly selected sample of individuals is questioned by structured interview. The survey is not based on a panel research design, because the same people are not interviewed with each wave of data collection. The BCS is an example of what is known as a 'victimization survey'. With this kind of survey, a sample of a population is questioned about its experiences as victims of crime. The idea is that unreported crime and other crime that does not show up in the official statistics will be revealed. The categories of crime used in the survey are meant to reflect those reported in the official statistics (Coleman and Moynihan 1996: 83–6). The 1994 survey found that there had been a marked increase in most categories of crime.

bureaucratic processing of offenders in the course of the activities of members of the British criminal justice system, whereas the BCS entails the collection of data by interview from a national sample of possible victims of crime. In the case reported in Thinking deeply 7.1 a lack of convergent validity was found. However, the problem with the convergent approach to testing validity is that it is not possible to establish very easily which of the two measures represents the more accurate picture. The BCS is not entirely flawless in its approach to the measurement of crime levels, and, in any case, the 'true' picture with regard to the volume of crime at any one time is an almost entirely metaphysical notion (Reiner 2000b). While the authors of the news item were able to draw on bits of anecdotal evidence to support their thesis that the figures were being massaged and this together with the BCS evidence casts doubt on the official statistics, it would be a mistake to hold that the survey evidence necessarily represents a definitive and therefore unambiguously valid measure.

Research in focus 7.5 provides a brief account of a new scale using the Likert procedure and some of the ways in which reliability and validity were assessed.

Reflections on reliability and validity

There are, then, a number of different ways of investigating the merit of measures that are devised to represent social scientific concepts. However, the discussion of reliability and validity is potentially misleading, because it would be wrong to think that all new measures of

concepts are submitted to the rigours described above. In fact, most typically, measurement is undertaken within a stance that Cicourel (1964) described as 'measurement by fiat'. By the term 'fiat', Cicourel was referring not to a well-known Italian car manufacturer but to the notion of 'decree'. He meant that most measures are simply asserted. Fairly straightforward but minimal steps may be taken to ensure that a measure is reliable and/or valid, such as testing for internal reliability when a multiple-indicator measure has been devised and examining face validity. But in many if not the majority of cases in which a concept is measured, no further testing takes place. This point will be further elaborated below.

It should also be borne in mind that, although reliability and validity are analytically distinguishable, they are related because validity presumes reliability. This means that, if your measure is not reliable, it cannot be valid (see page 47). This point can be made with respect to each of the three criteria of reliability that have been discussed. If the measure is not stable over time, it simply cannot be providing a valid measure. The measure could not be tapping the concept it is supposed to be related to if the measure fluctuated. If the measure fluctuates, it may be measuring different things on different occasions. If a measure lacks internal reliability, it means that a multiple-indicator measure is actually measuring two or more different things. Therefore, the measure cannot be valid. Finally, if there is a lack of inter-observer consistency, it means that observers cannot agree on the meaning of what they are observing, which in turn means that a valid measure cannot be in operation.



Research in focus 7.5

Developing a Likert scale: the case of attitudes to vegetarians

Chin et al. (2002) describe how they went about developing a scale designed to measure pro- or anti-vegetarian attitudes. They note that non-vegetarians sometimes see vegetarianism as deviant and that, as a result, vegetarians are sometimes regarded with suspicion if not hostility. The authors developed a scale comprising thirty-three items. Each item is a statement to which the respondent is asked to indicate strength of agreement or disagreement on a seven-point scale. The items were arrived at following: interviews with both vegetarians and non-vegetarians; a review of the literature on vegetarianism; field observations (though it is not clear of what or whom); brainstorming within the team; and an examination of attitude scales addressing other forms of prejudice for possible wording and presentation. The items were meant to tap four areas:

- forms of behaviour in which vegetarians engage that are viewed as irritating—for example, 'Vegetarians preach too much about their beliefs and eating habits' (possibly a double-barrelled item—see Chapter 11);
- disagreement with vegetarians' beliefs—for example, 'Vegetarians are overly concerned with animal rights';

- health-related aspects of being a vegetarian—for example, 'Vegetarians are overly concerned about gaining weight';
- appropriate treatment of vegetarians—for example, 'It's OK to tease someone for being a vegetarian'.

The scale was tested out on a sample of university undergraduates in the USA. Some items from the scale were dropped because they exhibited poor internal consistency with the other items. Cronbach's alpha was conducted for the remaining twenty-one items and found to be high at 0.87 (see Key concept 7.4). The construct validity (see above on the meaning of this term) of the scale was also tested by asking the students to complete other scales that the researchers predicted would be associated with pro- or anti-vegetarian attitudes. One method was that the authors hypothesized that people with authoritarian attitudes would be more likely to be anti-vegetarians. This was confirmed, although the relationship between these two variables was very small. However, contrary to their hypothesis, the scale for attitudes towards vegetarianism was *not* found to be related to political conservatism. The scale emerges as internally reliable (see Key concept 7.3 on the meaning of this term) but as being of slightly questionable construct validity.



Research in focus 7.6

Assessing the internal reliability and the concurrent and predictive validity of a measure of organizational climate

Patterson et al. (2005) describe the way they went about validating a measure they developed of organizational climate. This is a rather loose concept that was first developed in the 1960s and 1970s to refer to the perceptions of an organization by its members. Four main dimensions of climate were developed based around the following notions:

1. *human relations model*: feelings of belonging and trust in the organization and the degree to which there is training, good communication, and supervisory support;
2. *internal process model*: the degree of emphasis on formal rules and on traditional ways of doing things;
3. *open systems model*: the extent to which flexibility and innovativeness are valued;
4. *rational goal model*: the degree to which clearly defined objectives and the norms and values associated with efficiency, quality, and high performance are emphasized.

An Organizational Climate Measure, comprising 95 items in a four-point Likert format (definitely false, mostly false, mostly true, definitely true) was developed and administered to employees in 55 UK organizations, with 6,869 completing a questionnaire—a response rate of 57 per cent. A **factor analysis** (see Key concept 7.6) was conducted to explore the extent to which there were distinct groupings of items that tended to go together. This procedure yielded seventeen scales, such as autonomy, involvement, innovation and flexibility, and clarity of organizational goals.

The *internal reliability* of the scales was assessed using Cronbach's alpha, showing that all scales were at a level of 0.73 or above. This suggests that the measure's constituent scales were internally reliable.

Concurrent validity was assessed following semi-structured interviews, with each company's managers in connection with their organization's practices. The interview data were coded to provide criteria against which the validity of the scales could be gauged. In most cases, the scales were found to be concurrently valid. For example, the researcher examined the correlation between a scale designed to measure the emphasis on tradition and the degree to which practices associated with the 'new manufacturing paradigm' (Patterson et al. 2005: 397) were adopted, as revealed by the interview data. The correlation was -0.42 , implying that those firms

that were perceived as rooted in tradition tended to be less likely to adopt new manufacturing practices. Here the adoption of new manufacturing practices was treated as a criterion to assess the extent to which the scale measuring perceptions of tradition really was addressing tradition. If the correlation had been small or had been positive, the concurrent validity of the scale would have been in doubt.

To assess *predictive validity*, the researchers asked a senior **key informant** at each company to complete a questionnaire one year after the main survey had been conducted. The questionnaire was meant to address two of the measure's constituent scales, one of which was the innovation and flexibility scale. It asked the informants to assess their company in terms of its innovativeness in a number of areas. For example, the correlation between the innovation and flexibility scale and informants' assessments of their companies in terms of innovativeness with respect to products achieved a correlation of 0.53. This implies that there was indeed a correlation between perceptions of innovativeness and flexibility and a subsequent indicator of innovativeness.



The main preoccupations of quantitative researchers

Both quantitative and qualitative research can be viewed as exhibiting a set of distinctive but contrasting preoccupations. These preoccupations reflect epistemologically grounded beliefs about what constitutes acceptable knowledge. In this section, four distinctive preoccupations that can be discerned in quantitative research will be outlined and examined: measurement, causality, generalization, and replication.

Measurement

The most obvious preoccupation is with measurement, a feature that is scarcely surprising in the light of much of the discussion in the present chapter so far. From the position of quantitative research, measurement carries a number of advantages that were previously outlined. It is not surprising, therefore, that issues of reliability and validity are a concern for quantitative researchers, though this is not always manifested in research practice.

Causality

There is a very strong concern in most quantitative research with explanation. Quantitative researchers are rarely concerned merely to describe how things are, but are keen to say why things are the way they are. This emphasis is also often taken to be a feature of the ways in which the natural sciences proceed. Thus, researchers are often not only interested in a phenomenon like racial prejudice as something to be described, for example, in terms of how much prejudice exists in a certain group of

individuals, or what proportion of people in a sample are highly prejudiced and what proportion are largely lacking in prejudice. Rather, they are likely to want to explain it, which means examining its causes. The researcher may seek to explain racial prejudice in terms of personal characteristics (such as levels of authoritarianism) or in terms of social characteristics (such as education, or social mobility experiences). In reports of research you will often come across the idea of 'independent' and 'dependent' variables, which reflect the tendency to think in terms of causes and effects. Racial prejudice might be regarded as the dependent variable, which is to be explained, and authoritarianism as an independent variable, and which therefore has a causal influence upon prejudice.

When an experimental design is being employed, the independent variable is the variable that is manipulated. There is little ambiguity about the direction of causal influence. However, with cross-sectional designs of the kind used in most social survey research, there is ambiguity about the direction of causal influence in that data concerning variables are simultaneously collected. Therefore, we cannot say that an independent variable precedes the dependent one. To refer to independent and dependent variables in the context of cross-sectional designs, we must *infer* that one causes the other, as in the example concerning authoritarianism and racial prejudice in the previous paragraph. We must draw on common sense or theoretical ideas to infer the likely temporal precedence of variables. However, there is always the risk that the inference will be wrong (see Research in focus 27.6, for an example of this possibility).

The concern about causality is reflected in the pre-occupation with internal validity that was referred to in Chapter 3. There it was noted that a criterion of good quantitative research is frequently the extent to which there is confidence in the researcher's causal inferences. Research that exhibits the characteristics of an experimental design is often more highly valued than cross-sectional research, because of the greater confidence that can be enjoyed in the causal findings associated with the former. For their part, quantitative researchers who employ cross-sectional designs are invariably concerned to develop techniques that will allow causal inferences to be made. Moreover, the rise of longitudinal research like the BHPS almost certainly reflects a desire on the part of quantitative researchers to improve their ability to generate findings that permit a causal interpretation.

Generalization

In quantitative research the researcher is usually concerned to be able to say that his or her findings can be generalized beyond the confines of the particular context in which the research was conducted. Thus, if a study of racial prejudice is carried out by a questionnaire with a number of people who answer the questions, we often want to say that the results can apply to individuals other than those who responded in the study. This concern reveals itself in social survey research in the attention that is often given to the question of how one can create a representative sample. Given that it is rarely feasible to send questionnaires to or interview whole populations (such as all members of a town, or the whole population of a country, or all members of an organization), we have to sample. However, we will want the sample to be as representative as possible in order to be able to say that the

results are not unique to the particular group upon whom the research was conducted; in other words, we want to be able to generalize the findings beyond the cases (for example, the people) that make up the sample. The pre-occupation with generalization can be viewed as an attempt to develop the lawlike findings of the natural sciences.

Probability sampling, which will be explored in Chapter 8, is the main way in which researchers seek to generate a representative sample. This procedure largely eliminates bias from the selection of a sample by using a process of random selection. The use of a random selection process does not guarantee a representative sample, because, as will be seen in Chapter 8, there are factors that operate over and above the selection system used that can jeopardize the representativeness of a sample. A related consideration here is this: even if we did have a representative sample, what would it be representative of? The simple answer is that it will be representative of the population from which it was selected. This is certainly the answer that sampling theory gives us. Strictly speaking, we cannot generalize beyond that population. This means that, if the members of the population from which a sample is taken are all inhabitants of a town, city, or region, or are all members of an organization, we can generalize only to the inhabitants or members of the town, city, region, or organization. But it is very tempting to see the findings as having a more pervasive applicability, so that, even if the sample were selected from a large city like Birmingham, the findings would be relevant to all similar cities. We should not make inferences beyond the population from which the sample was selected, but researchers frequently do so. The concern to be able to generalize is often so deeply ingrained that the limits to the generalizability of findings are frequently forgotten or sidestepped.



Student experience

Generalizability in a student project

For his team-based survey research on students at his university, Joe Thompson felt that issues to do with reliability and validity were important. In particular, it appears from the following comment that the generalizability of the findings was especially significant.

Again, the main considerations were reliability and validity of the research. Thus the methods used reflected this; the questionnaire went through a modification period where we as a group not only tested it on our sample but also received information from staff who worked within the area our research project was aimed at. We knew that the sample had to be representative of the whole university, so the number of members from the group interviewing students from different halls was in ratio to the number of students who lived within those residences.



To read more about Joe's research experiences, go to the Online Resource Centre that accompanies this book at: www.oxfordtextbooks.co.uk/orc/brymansrm4e/

The concern with generalizability or external validity is particularly strong among quantitative researchers using cross-sectional and longitudinal designs. There is a concern about generalizability among experimental research, as the discussion of external validity in Chapter 3 suggested, but users of this research design usually give greater attention to internal validity issues.

Replication

The natural sciences are often depicted as wishing to reduce to a bare minimum the contaminating influence of the scientist's biases and values. The results of a piece of research should be unaffected by the researcher's special characteristics or expectations or whatever. If biases and lack of objectivity were pervasive, the claims of the natural sciences to provide a definitive picture of the world would be seriously undermined. As a check upon the influence of these potentially damaging problems, scientists may seek to replicate—that is, to reproduce—each other's experiments. If there was a failure to replicate, so that a scientist's findings repeatedly could not be reproduced, serious questions would be raised about the validity of his or her findings. Consequently, scientists often attempt to be highly explicit about their procedures so that an experiment is capable of replication. Likewise, quantitative researchers in the social sciences often regard replication, or more precisely the ability to replicate, as an important ingredient of their activity. It is easy to see why: the possibility of a lack of objectivity and of the intrusion of the researcher's values would appear to be much greater when examining the social world than

when the natural scientist investigates the natural order. Consequently, it is often regarded as important that the researcher spells out clearly his or her procedures so that they can be replicated by others, even if the research does not end up being replicated.

Whether research is in practice replicated is another matter. Replication is not a high-status activity in the natural and social sciences, because it is often regarded as a pedestrian and uninspiring pursuit. It is striking that, in the example referred to in Research in focus 7.7, the exercise is referred to as a 'replication *and extension* of several previous studies' (emphasis added), conveying the impression that it is *not just* a replication.

Moreover, standard replications do not form the basis for attractive articles, so far as many academic journal editors are concerned. Consequently, replications of research appear in print far less frequently than might be supposed. A further reason for the low incidence of published replications is that it is difficult to ensure in social science research that the conditions in a replication are precisely the same as those that pertained in an original study. So long as there is some ambiguity about the degree to which the conditions relating to a replication are the same as those in the initial study, any differences in findings may be attributable to the design of the replication rather than to some deficiency in the original study. To some extent, this is the case with the research referred to in Research in focus 7.7. Nonetheless, it is often regarded as crucial that the methods taken in generating a set of findings are made explicit, so that it is *possible* to replicate a piece of research. Thus, it is *replicability* that is often regarded as an important quality of quantitative research.



Research in focus 7.7 Replicating a study of cartoons

S. N. Davis (2003: 412) conducted what she refers to as a 'replication and extension of several previous studies'. The replication was of previous research—particularly that of L. Smith (1994)—that conducted content analyses of the characters in commercial cartoons that are broadcast in between children's television programmes in the USA. Content analysis is a technique that aims to provide quantitative analyses of different kinds of content in a systematic fashion. It is covered in detail in Chapter 13. Davis (2003) was especially interested in the extent to which the cartoon characters exhibited sex-role stereotyping. Based on previous research, Davis deduced several hypotheses concerning the sex-role stereotyping of the cartoon characters in the 1990s. Examples of such hypotheses are:

- 'characters in major roles will be more likely to be male than characters in minor roles' (2003: 411);
- 'the character will be more likely to be male if the activity is an individual activity than a group activity' (2003: 411);
- 'characters in activities with high amounts of movement will be more likely to be male than those characters who are portrayed with low amounts of movement' (2003: 411).

Davis depicts her research as partly a replication and partly an extension, because Smith's research was concerned with children's television programmes in general, whereas hers is just concerned with animated cartoon programmes. She analysed the content of cartoons shown in one month of 1995. A cartoon entered the sample just once, no matter how many times it was shown. Through this process, there were 167 cartoons and 478 characters that were analysed. Her findings confirmed that advertising through cartoons aimed at children does indeed entail sex-role stereotyping. However, she also writes:

As this project largely replicated Smith's research, it shows the need for continued replication of this kind of analysis, as some of the findings in Smith's research were not reproduced in the analysis. The differences could be a function of the more narrowly defined sample of television programming from which the advertisements were drawn, or they could show a change in advertisers' methods of advertising their products to children. (S. N. Davis 2003: 421)

This research shows that a replication can be very valuable in establishing that the findings from a study should not be too readily accepted at face value. On the other hand, the second sentence in this quotation demonstrates how difficult it is to interpret the findings of a replication study. It is difficult to know how to interpret any divergences in the findings. Instead, as Davis implies, it is not that the original findings are 'wrong' but that it could be that, when applied to a different kind of sample, the same kind of analysis yields different findings or that there has been a change in advertisers' practices. It is common for there to be ambiguities of this kind with replications in social research.



The critique of quantitative research

Over the years, quantitative research along with its epistemological and ontological foundations has been the focus of a great deal of criticism, particularly from exponents and spokespersons of qualitative research. To a very large extent, it is difficult to distinguish between different kinds of criticism when reflecting on the different critical points that have been proffered. These include: criticisms of quantitative research in general as a research strategy; criticisms of the epistemological and ontological foundations of quantitative research; and criticisms of specific methods and research designs with which quantitative research is associated.

Criticisms of quantitative research

To give a flavour of the critique of quantitative research, four criticisms will be covered briefly.

1. *Quantitative researchers fail to distinguish people and social institutions from 'the world of nature'.* The phrase 'the world of nature' is from the writings of Schutz (1962) and the specific quotation from which it has been taken can be found on page 13 above. Schutz and other phenomenologists charge social scientists who employ a natural science model with treating the

social world as if it were no different from the natural order. In so doing, they draw attention to one of positivism's central tenets—namely, that the principles of the scientific method can and should be applied to all phenomena that are the focus of investigation. As Schutz argues, this tactic is essentially to imply that this means turning a blind eye to the differences between the social and the natural world. More particularly, as was observed in Chapter 2, it therefore means ignoring and riding roughshod over the fact that people interpret the world around them, whereas this capacity for self-reflection cannot be found among the objects of the natural sciences ('molecules, atoms, and electrons', as Schutz put it).

2. *The measurement process possesses an artificial and spurious sense of precision and accuracy.* There are a number of aspects to this criticism. For one thing, it has been argued that the connection between the measures developed by social scientists and the concepts they are supposed to be revealing is assumed rather than real; hence, Cicourel's (1964) notion of 'measurement by fiat'. Testing for validity in the manner described in the previous section cannot really address this problem, because the very tests

themselves entail measurement by fiat. A further way in which the measurement process is regarded by writers like Cicourel as flawed is that it presumes that when, for example, members of a sample respond to a question on a questionnaire (which is itself taken to be an indicator of a concept), they interpret the key terms in the question similarly. For many writers, respondents simply do not interpret such terms similarly. An often used reaction to this problem is to use questions with fixed-choice answers, but this approach merely provides ‘a solution to the problem of meaning by simply ignoring it’ (Cicourel 1964: 108).

3. *The reliance on instruments and procedures hinders the connection between research and everyday life.* This issue relates to the question of ecological validity that was raised in Chapter 3. Many methods of quantitative research rely heavily on administering research instruments to subjects (such as structured interviews and self-completion questionnaires) or on controlling situations to determine their effects (such as in experiments). However, as Cicourel (1982) asks, how do we know if survey respondents have the requisite knowledge to answer a question or whether they are similar in their sense of the topic being important to them in their everyday lives? Thus, if respondents answer a set of questions designed to measure racial prejudice, can we be sure that they are equally aware of what it is and what its manifestations are and can we be sure that it is of equal concern to them in the ways in which it connects with everyday life? One can go even further and ask how well their answers relate to their everyday lives. People may answer a question

designed to measure racial prejudice, but respondents’ actual behaviour may be at variance with their answers (Thinking deeply 12.2).

4. *The analysis of relationships between variables creates a static view of social life that is independent of people’s lives.* Blumer (1956: 685) argued that studies that aim to bring out the relationships between variables omit ‘the process of interpretation or definition that goes on in human groups’. This means that, for example, we do not know how an apparent relationship between two or more variables has been produced by the people on whom the research was conducted. This criticism incorporates the first and third criticisms that have been referred to—that the meaning of events to individuals is ignored and that we do not know how such findings connect to everyday contexts—but adds a further element—namely, that it creates a sense of a static social world that is separate from the individuals who make it up. In other words, quantitative research is seen as carrying an objectivist ontology that reifies the social world.

We can see in these criticisms the application of a set of concerns associated with a qualitative research strategy that reveals the combination of an interpretivist epistemological orientation (an emphasis on meaning from the individual’s point of view) and a constructionist ontology (an emphasis on viewing the social world as the product of individuals rather than as something beyond them). The criticisms may appear very damning, but, as we will see in Chapter 17, quantitative researchers have a powerful battery of criticisms of qualitative research in their arsenal as well!



Is it always like this?

One of the problems with characterizing any research strategy, research design, or research method is that to a certain extent one is always outlining an ideal-typical approach. In other words, one tends to create something that represents that strategy, design, or method, but that may not be reflected in its entirety in research practice. This gap between the ideal type and actual practice can arise as a result of at least two major considerations. First, it arises because those of us who write about and teach research methods cannot cover every eventuality that can arise in the process of social research, so that we

tend to provide accounts of the research process that draw upon common features. Thus, a model of the process of quantitative research, such as that provided in Figure 7.1, should be thought of as a general *tendency* rather than as a definitive description of all quantitative research. A second reason why the gap can arise is that, to a very large extent when writing about and teaching research methods, we are essentially providing an account of *good practice*. The fact of the matter is that these practices are often not followed in the published research that students are likely to encounter in the substantive

courses that they will be taking. This failure to follow the procedures associated with good practice is not necessarily due to incompetence on the part of social researchers (though in some cases it can be!), but is much more likely to be associated with matters of time, cost, and feasibility—in other words, the pragmatic concerns that cannot be avoided when one does social research.

Reverse operationism

As an example of the first source of the gap between the ideal type and actual research practice we can take the case of something that I have referred to as ‘reverse operationism’ (Bryman 1988a: 28). The model of the process of quantitative research in Figure 7.1 implies that concepts are specified and measures are then provided for them. As we have noted, this means that indicators must be devised. This is the basis of the idea of **operationism** or **operationalism**, a term that derives from physics (Bridgman 1927), and that implies a deductive view of how research should proceed. However, this view of research neglects the fact that measurement can entail much more of an inductive element than Figure 7.1 implies. Sometimes, measures are developed that in turn lead to conceptualization. One way in which this can occur is when a statistical technique known as *factor*

analysis is employed (see Key concept 7.6). In order to measure the concept of ‘charismatic leadership’, a term that owes a great deal to Weber’s (1947) notion of charismatic authority, Conger and Kanungo (1998) generated twenty-five items to provide a multiple-item measure of the concept. These items derived from their reading of existing theory and research on the subject, particularly in connection with charismatic leadership in organizations. When the items were administered to a sample of respondents and the results were factor analysed, it was found that the items bunched around six factors, each of which, to all intents and purposes, represents a dimension of the concept of charismatic leadership:

1. strategic vision and articulation behaviour;
2. sensitivity to the environment;
3. unconventional behaviour;
4. personal risk;
5. sensitivity to organizational members’ needs;
6. action orientation away from the maintenance of the status quo.

The point to note is that these six dimensions were not specified at the outset: the link between conceptualization and measurement was an inductive one. Nor is this an unusual situation so far as research is concerned (Bryman 1988a: 26–8).



Key concept 7.6 What is factor analysis?

Factor analysis is employed in relation to multiple-indicator measures to determine whether groups of indicators tend to bunch together to form distinct clusters, referred to as factors. Its main goal is to reduce the number of variables with which the researcher needs to deal. It is used in relation to multiple-item measures, like Likert scales, to see how far there is an inherent structure to the large number of items that often make up such measures. Researchers sometimes use factor analysis to establish whether the dimensions of a measure that they expect to exist can be confirmed. The clusters of items that are revealed by a factor analysis need to be given names (for example, innovation and flexibility or autonomy in the example in Research in focus 7.6). It is a complex technique that is beyond the level at which this book is pitched (see Bryman and Cramer 2011: ch. 13), but it has considerable significance for the development of measures in many social scientific fields.

Reliability and validity testing

The second reason why the gap between the ideal type and actual research practice can arise is because researchers do not follow some of the recommended practices. A classic case of this tendency is that, while, as in

the present chapter, much time and effort are expended on the articulation of the ways in which the reliability and validity of measures should be determined, often these procedures are not followed. There is evidence from analyses of published quantitative research in organization studies (Podsakoff and Dalton 1987), a field that

draws extensively on ideas and methods used in the social sciences, that writers rarely report tests of the stability of their measures and even more rarely report evidence of validity (only 3 per cent of articles provided information about measurement validity). A large proportion of articles used Cronbach's alpha, but, since this device is relevant only to multiple-item measures, because it gauges internal consistency, the stability and validity of many measures that are employed in the field of organization studies are unknown. This is not to say that the measures are necessarily *unstable* and *invalid*, but that we simply do not know. The reasons why the procedures for determining stability and validity are rarely used are almost certainly the cost and time that are likely to be involved. Researchers tend to be concerned with substantive issues and are less than enthusiastic about engaging in the kind of development work that would be required for a thoroughgoing determination of measurement quality. However, what this means is that Cicourel's (1964) previously cited remark about much measurement in sociology being 'measurement by fiat' has considerable weight.

The remarks on the lack of assessment of the quality of measurement should not be taken as a justification for readers to neglect this phase in their work. My aim is merely to draw attention to some of the ways in which practices described in this book are not always followed and to suggest some reasons why they are not followed.

Sampling

A similar point can be made in relation to sampling, which will be covered in the next chapter. As we will see, good practice is strongly associated with *random* or *probability sampling*. However, quite a lot of research is based on **non-probability samples**—that is, samples that have not been selected in terms of the principles of probability sampling, to be discussed in Chapter 8. Sometimes the use of non-probability samples will be due to the impossibility or extreme difficulty of obtaining **probability samples**. Yet another reason is that the time and cost involved in securing a probability sample are too great relative to the level of resources available. And yet a third reason is that sometimes the opportunity to study a certain group presents itself and represents too good an opportunity to miss. Again, such considerations should not be viewed as a justification and hence a set of reasons for ignoring the principles of sampling to be examined in the next chapter, not least because not following the principles of probability sampling carries implications for the kind of statistical analysis that can be employed (see Chapter 15). Instead, my purpose as before is to draw attention to the ways in which gaps between recommendations about good practice and actual research practice can arise.



Key points

- Quantitative research can be characterized as a linear series of steps moving from theory to conclusions, but the process described in Figure 7.1 is an ideal type from which there are many departures.
- The measurement process in quantitative research entails the search for indicators.
- Establishing the reliability and validity of measures is important for assessing their quality.
- Quantitative research can be characterized as exhibiting certain preoccupations, the most central of which are: measurement; causality; generalization; and replication.
- Quantitative research has been subjected to many criticisms by qualitative researchers. These criticisms tend to revolve around the view that a natural science model is inappropriate for studying the social world.



Questions for review

The main steps in quantitative research

- What are the main steps in quantitative research?
- To what extent do the main steps follow a strict sequence?
- Do the steps suggest a deductive or inductive approach to the relationship between theory and research?

Concepts and their measurement

- Why is measurement important for the quantitative researcher?
- What is the difference between a measure and an indicator?
- Why might multiple-indicator approaches to the measurement of concepts be preferable to those that rely on a single indicator?

Reliability and validity

- What are the main ways of thinking about the reliability of the measurement process? Is one form of reliability the most important?
- 'Whereas validity presupposes reliability, reliability does not presuppose validity.' Discuss.
- What are the main criteria for evaluating measurement validity?

The main preoccupations of quantitative researchers

- Outline the main preoccupations of quantitative researchers. What reasons can you give for their prominence?
- Why might replication be an important preoccupation among quantitative researchers, in spite of the tendency for replications in social research to be fairly rare?

The critique of quantitative research

- 'The crucial problem with quantitative research is the failure of its practitioners to address adequately the issue of meaning.' Discuss.
- How central is the adoption by quantitative researchers of a natural science model of conducting research to the critique by qualitative researchers of quantitative research?

Is it always like this?

- Why do social researchers sometimes not test the validity and/or reliability of measures that they employ?
-



Online Resource Centre

www.oxfordtextbooks.co.uk/orc/brymansrm4e/


Visit the Online Resource Centre that accompanies this book to enrich your understanding of the nature of quantitative research. Consult web links, test yourself using multiple choice questions, and gain further guidance and inspiration from the Student Researcher's Toolkit.

8

Sampling

Chapter outline

Introduction to survey research	184
Introduction to sampling	186
Sampling error	188
Types of probability sample	190
Simple random sample	190
Systematic sample	191
Stratified random sampling	192
Multi-stage cluster sampling	193
The qualities of a probability sample	195
Sample size	197
Absolute and relative sample size	197
Time and cost	198
Non-response	199
Heterogeneity of the population	200
Kind of analysis	201
Types of non-probability sampling	201
Convenience sampling	201
Snowball sampling	202
Quota sampling	203
Limits to generalization	205
Error in survey research	205
<i>Key points</i>	206
<i>Questions for review</i>	206





Chapter guide

This chapter and the three that follow it are very much concerned with principles and practices associated with social survey research. Sampling principles are not exclusively concerned with survey research; for example, they are relevant to the selection of documents for content analysis (see Chapter 13). However, in this chapter the emphasis will be on sampling in connection with the selection of people who would be asked questions by interview or questionnaire. The chapter explores:

- the role of sampling in relation to the overall process of doing survey research;
- the related ideas of generalization (also known as external validity) and of a representative sample; the latter allows the researcher to generalize findings from a sample to a population;
- the idea of a *probability sample*—that is, one in which a random selection process has been employed;
- the main types of probability sample: the simple random sample; the systematic sample; the stratified random sample; and the multi-stage cluster sample;
- the main issues involved in deciding on sample size;
- different types of non-probability sample, including quota sampling, which is widely used in market research and opinion polls;
- potential sources of error in survey research.

Introduction to survey research

This chapter is concerned with some important aspects of conducting a survey, but it presents only a partial picture, because there are many other steps. In this chapter we are concerned with the issues involved in selecting individuals for survey research, although the principles involved apply equally to other approaches to quantitative research, such as content analysis. Chapters 9, 10, and 11 deal with the data-collection aspects of conducting a survey, while Chapters 15 and 16 deal with issues to do with the analysis of data.

Figure 8.1 aims to outline the main steps involved in doing survey research. Initially, the survey will begin with general research issues that need to be investigated. These are gradually narrowed down so that they become research questions, which may take the form of hypotheses, but this need not necessarily be the case. The movement from research issues to research questions is likely to be the result of reading the literature relating to the issues, such as relevant theories and evidence (see Chapters 1 and 4).

Once the research questions have been formulated, the planning of the fieldwork can begin. In practice, decisions relating to sampling and the research instrument will overlap, but they are presented in Figure 8.1 as part of a sequence. The figure is meant to illustrate the main phases of a survey, and these different steps (other than those to do with sampling, which will be covered in this chapter) will be followed through in Chapters 9–11 and 15–16.

The survey researcher needs to decide what kind of population is suited to the investigation of the topic and also needs to formulate a research instrument and how it should be administered. By ‘research instrument’ is meant simply something like a **structured interview** schedule or a **self-completion questionnaire**. Moreover, there are several different ways of administering such instruments. Figure 8.2 outlines the main types that are likely to be encountered. Types 1 through 4 are covered in Chapter 9. Types 5 and 6 are covered in Chapter 10. Types 7 through 9 are covered in Chapter 28 in the context of the use of the Internet generally.

Figure 8.1

Steps in conducting a social survey

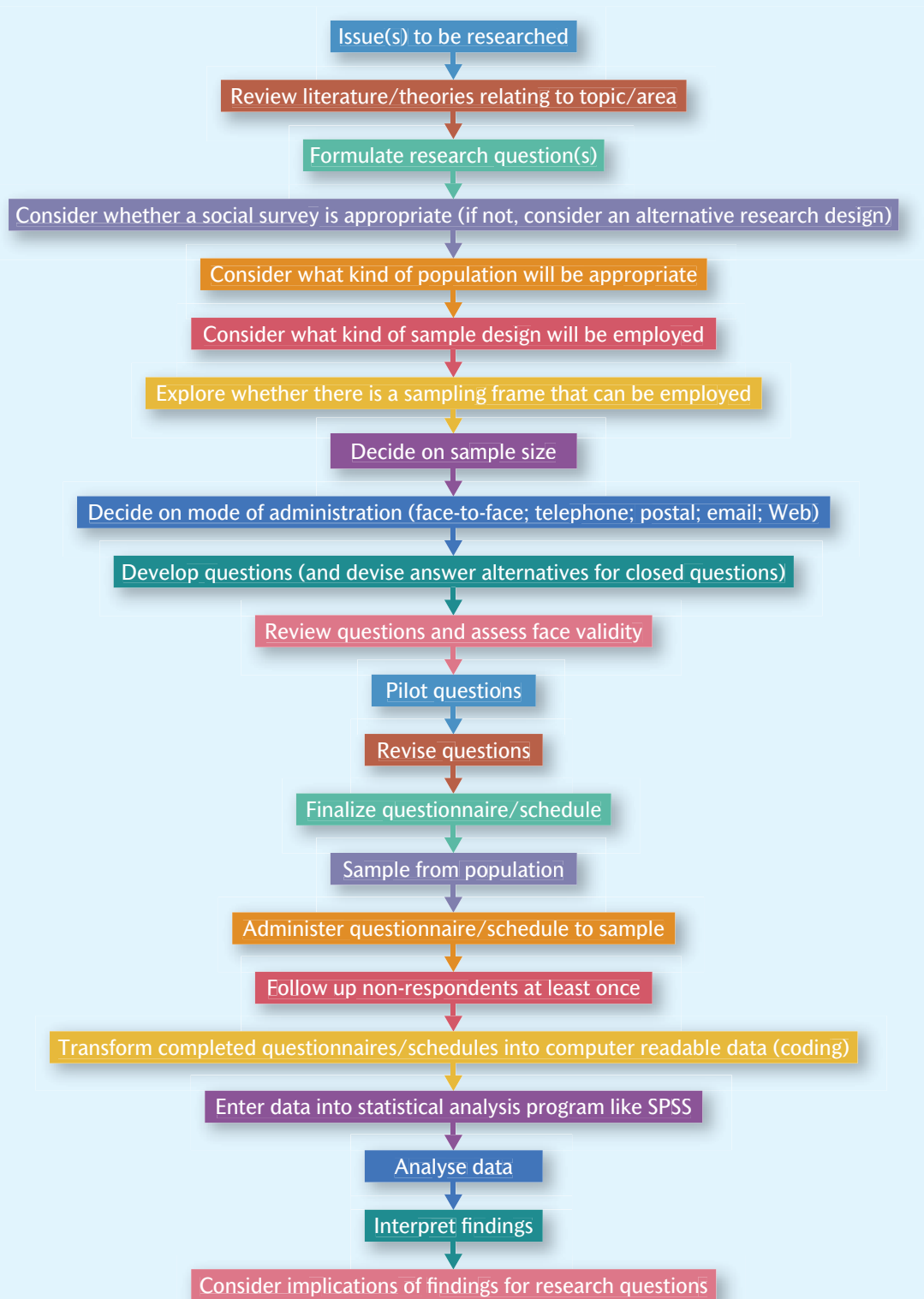
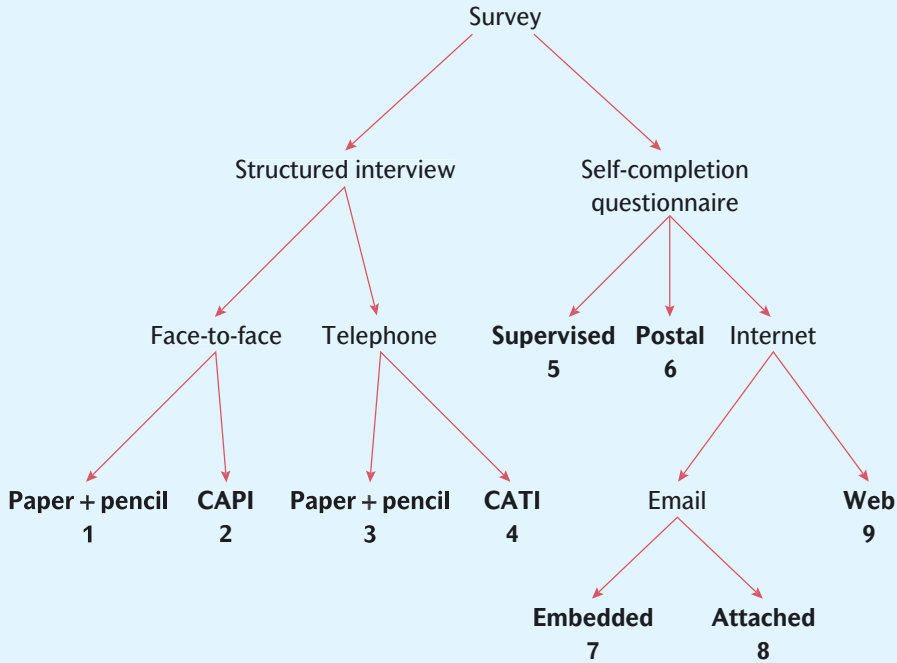


Figure 8.2

Main modes of administration of a survey



Notes: CAPI is computer-assisted personal interviewing; CATI is computer-assisted telephone interviewing.



Introduction to sampling

Many of the readers of this book will be university or college students. At some point in your stay at your university (I will use this term from now on to include colleges) you may have wondered about the attitudes of your fellow students to various matters, or about their behaviour in certain areas, or something about their backgrounds. If you were to decide to examine any or all of these three areas, you might consider conducting structured interviews or sending out questionnaires in order to find out about their behaviour, attitudes, and backgrounds. You will, of course, have to consider how best to design your interviews or questionnaires, and the issues that are involved in the decisions that need to be made about designing these research instruments and administering them will be the focus of Chapters 9–11. However, before getting to that point you are likely to be confronted with a problem. Let us say that your university is quite large and has around 9,000 students. It is extremely unlikely that you will have the time and

resources to conduct a survey of all these students. It is unlikely that you would be able to send questionnaires to all 9,000 and even more unlikely that you would be able to interview all of them, since conducting survey research by interview is considerably more expensive and time consuming, all things being equal, than by postal questionnaire (see Chapter 10). It is almost certain that you will need to *sample* students from the total population of students in your university.

The need to sample is one that is almost invariably encountered in quantitative research. In this chapter I will be almost entirely concerned with matters relating to sampling in relation to social survey research involving data collection by structured interview or questionnaire. Other methods of quantitative research involve sampling considerations, as will be seen in Chapters 12 and 13, when we will examine structured observation and content analysis respectively. The principles of sampling involved are more or less identical in connection with

these other methods, but frequently other considerations come to the fore as well.

But will any old sample suffice? Would it be sufficient to locate yourself in a central position on your campus (if it has one) and then interview the students who come past you and whom you are in a position to interview? Alternatively, would it be sufficient to go around your student union asking people to be interviewed? Or again to send questionnaires to everyone on your course?

The answer, of course, depends on whether you want to be able to *generalize* your findings to the entire student body in your university. If you do, it is unlikely that any of the three sampling strategies proposed in the previous paragraph would provide you with a *representative sample* of all students in your university. In order to be able to generalize your findings from your sample to the population from which it was selected, the sample must be representative. See Key concept 8.1 for an explanation of key terms concerning sampling.



Key concept 8.1

Basic terms and concepts in sampling

- **Population:** basically, the universe of units from which the sample is to be selected. The term 'units' is employed because it is not necessarily people who are being sampled—the researcher may want to sample from a universe of nations, cities, regions, firms, etc. Finch and Hayes (1994), for example, based part of their research upon a random sample of wills. Their population, therefore, was a population of wills. Thus, 'population' has a much broader meaning than the everyday use of the term, whereby it tends to be associated with a nation's entire population.
- **Sample:** the segment of the population that is selected for investigation. It is a subset of the population. The method of selection may be based on a probability or a non-probability approach (see below).
- **Sampling frame:** the listing of all units in the population from which the sample will be selected.
- **Representative sample:** a sample that reflects the population accurately so that it is a microcosm of the population.
- **Sampling bias:** a distortion in the representativeness of the sample that arises when some members of the population (or more precisely the sampling frame) stand little or no chance of being selected for inclusion in the sample.
- **Probability sample:** a sample that has been selected using random selection so that each unit in the population has a known chance of being selected. It is generally assumed that a *representative sample* is more likely to be the outcome when this method of selection from the population is employed. The aim of probability sampling is to keep *sampling error* (see below) to a minimum.
- **Non-probability sample:** a sample that has not been selected using a random selection method. Essentially, this implies that some units in the population are more likely to be selected than others.
- **Sampling error:** error in the findings deriving from research due to the difference between a sample and the population from which it is selected. This may occur even though probability sampling has been employed.
- **Non-sampling error:** error in the findings deriving from research due to the differences between the population and the sample that arise either from deficiencies in the sampling approach, such as an inadequate sampling frame or **non-response** (see below), or from such problems as poor question wording, poor interviewing, or flawed processing of data.
- **Non-response:** a source of non-sampling error that is particularly likely to happen when individuals are being sampled. It occurs whenever some members of the sample refuse to cooperate, cannot be contacted, or for some reason cannot supply the required data (for example, because of mental incapacity).
- **Census:** the enumeration of an entire population. Thus, if data are collected in relation to all units in a population, rather than in relation to a sample of units of that population, the data are treated as census data. The phrase '*the census*' typically refers to the complete enumeration of all members of the population of a nation state—that is, a national census. This form of enumeration currently occurs once every ten years in the UK, although there is some uncertainty at the time of writing about whether another census will take place. However, in a statistical context, like the term *population*, the idea of a census has a broader meaning than this.

Why might the strategies for sampling students previously outlined be unlikely to produce a representative sample? There are various reasons, of which the following stand out.

- The first two approaches depend heavily upon the availability of students during the time or times that you search them out. Not all students are likely to be equally available at that time, so the sample will not reflect these students.
- They also depend on the students going to the locations. Not all students will necessarily pass the point where you locate yourself or go to the student union, or they may vary hugely in the frequency with which they do so. Their movements are likely to reflect such things as where their halls of residence or accommodation are situated, or where their departments are located, or their social habits. Again, to rely on these locations would mean missing out on students who do not frequent them.
- It is possible, not to say likely, that your decisions about which people to approach will be influenced by your judgements about how friendly or cooperative the people concerned are likely to be or by how comfortable you feel about interviewing students of the same (or opposite) gender to yourself, as well as by many other factors.
- The problem with the third strategy is that students on your course by definition take the same subject as each other and therefore will not be representative of all students in the university.

In other words, in the case of all of the three sampling approaches, your decisions about whom to sample are influenced too much by personal judgements, by prospective respondents' availability, or by your implicit criteria for inclusion. Such limitations mean that, in the language of survey sampling, your sample will be *biased*. A biased sample is one that does not represent the population from which the sample was selected. Sampling bias will occur if some members of the population

have little or no chance of being selected for inclusion in the sample. As far as possible, bias should be removed from the selection of your sample. In fact, it is incredibly difficult to remove bias altogether and to derive a truly representative sample. What needs to be done is to ensure that steps are taken to keep bias to an absolute minimum.

Three sources of sampling bias can be identified (see Key concept 8.1 for an explanation of key terms).

1. *If a non-probability or non-random sampling method is used.* If the method used to select the sample is not random, there is a possibility that human judgement will affect the selection process, making some members of the population more likely to be selected than others. This source of bias can be eliminated through the use of probability/random sampling, the procedure for which is described below.
2. *If the sampling frame is inadequate.* If the sampling frame is not comprehensive or is inaccurate or suffers from some other kind of similar deficiency, the sample that is derived cannot represent the population, even if a random/probability sampling method is employed.
3. *If some sample members refuse to participate or cannot be contacted—in other words, if there is non-response.* The problem with non-response is that those who agree to participate may differ in various ways from those who do not agree to participate. Some of the differences may be significant to the research question or questions. If the data are available, it may be possible to check how far, when there is non-response, the resulting sample differs from the population. It is often possible to do this in terms of characteristics such as gender or age, or, in the case of something like a sample of university students, whether the sample's characteristics reflect the entire sample in terms of faculty membership. However, it is usually impossible to determine whether differences exist between the population and the sample after non-response in terms of 'deeper' factors, such as attitudes or patterns of behaviour.



Sampling error

In order to appreciate the significance of sampling error for achieving a representative sample, consider Figures 8.3–8.7. Imagine we have a population of 200 people

and we want a sample of 50. Imagine as well that one of the variables of concern to us is whether people watch soap operas and that the population is equally divided

Figure 8.3

Watching soap operas in a population of 200

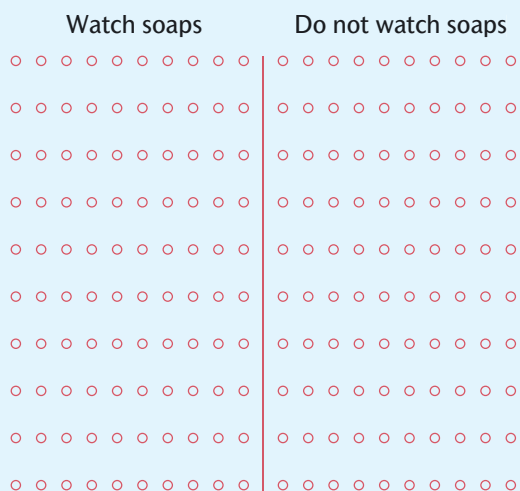


Figure 8.5

A sample with very little sampling error

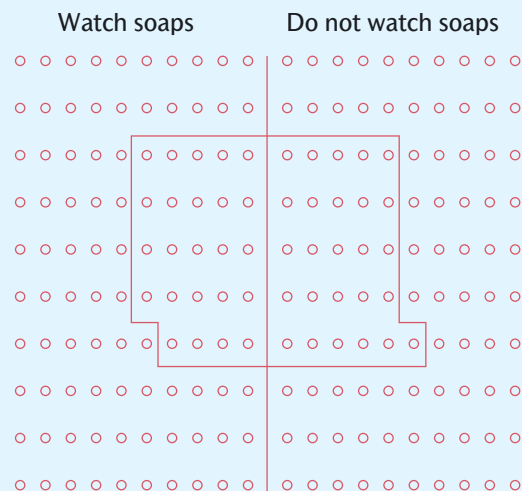


Figure 8.4

A sample with no sampling error

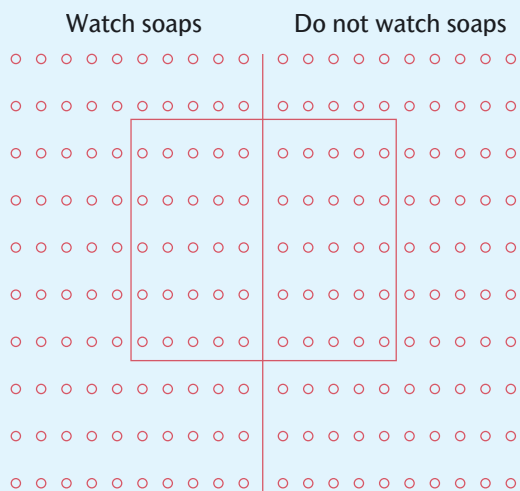
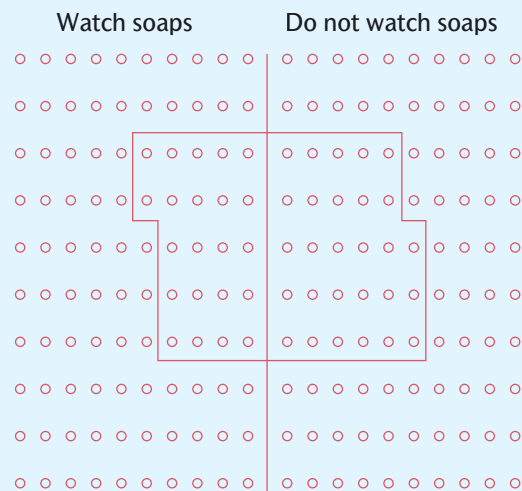


Figure 8.6

A sample with some sampling error

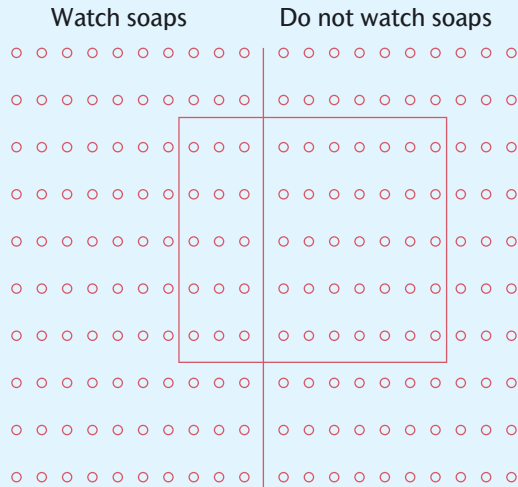


between those who do and those who do not. This split is represented by the vertical line that divides the population into two halves (Figure 8.3). If the sample is representative we would expect our sample of 50 to be equally split in terms of this variable (Figure 8.4). If there

is a small amount of sampling error, so that we have one person too many who does not watch soap operas and one too few who does, it will look like Figure 8.5. In Figure 8.6 we see a rather more serious degree of over-representation of people who do not watch soaps. This

Figure 8.7

A sample with a lot of sampling error



time there are three too many who do not watch them and three too few who do. In Figure 8.7 we have a very serious over-representation of people who do not watch soaps, because there are 35 people in the sample who do not watch them, which is much larger than the 25 who should be in the sample.

It is important to appreciate that, as suggested above, probability sampling does not and cannot eliminate sampling error. Even with a well-crafted probability sample, a degree of sampling error is likely to creep in. However, probability sampling stands a better chance than non-probability sampling of keeping sampling error in check so that it does not end up looking like the outcome featured in Figure 8.7. Moreover, probability sampling allows the researcher to employ tests of statistical significance that permit inferences to be made about the sample from which the sample was selected. These will be addressed in Chapter 15.



Types of probability sample

Imagine that we are interested in levels of alcohol consumption among university students and the variables that relate to variation in levels of drinking. We might decide to conduct our research in a single nearby university. This means that our population will be all students in that university, which will in turn mean that we will be able to generalize our findings only to students of that university. We simply cannot assume that levels of alcohol consumption and their correlates will be the same in other universities. We might decide that we want our research to be conducted only on full-time students, so that part-time students are omitted. Imagine too that there are 9,000 full-time students in the university.

Simple random sample

The **simple random sample** is the most basic form of probability sample. With random sampling, each unit of the population has an equal probability of inclusion in the sample. Imagine that we decide that we have enough money to interview 450 students at the university. This means that the probability of inclusion in the sample is

$$\frac{450}{9,000}, \text{ i.e. } 1 \text{ in } 20$$

This is known as the *sampling fraction* and is expressed as

$$\frac{n}{N}$$

where n is the sample size and N is the population size.

The key steps in devising our simple random sample can be represented as follows.

1. Define the population. We have decided that this will be all full-time students at the university. This is our N and in this case is 9,000.
2. Select or devise a comprehensive sampling frame. It is likely that the university will have an office that keeps records of all students and that this will enable us to exclude those who do not meet our criteria for inclusion—i.e. part-time students.
3. Decide your sample size (n). We have decided that this will be 450.

4. List all the students in the population and assign them consecutive numbers from 1 to N . In our case, this will be 1 to 9,000.
5. Using a table of random numbers, or a computer program that can generate random numbers, select n (450) different random numbers that lie between 1 and N (9,000).
6. The students to which the n (450) random numbers refer constitute the sample.

9188
0045
3189
5768
4016
8358
8306
3840
1757
9415

Two points are striking about this process. First, there is almost no opportunity for human bias to manifest itself. Students would not be selected on such subjective criteria as whether they looked friendly and approachable. The selection of whom to interview is entirely mechanical. Second, the process is not dependent on the students' availability. They do not have to be walking in the interviewer's proximity to be included in the sample. The process of selection is done without their knowledge. It is not until they are contacted by an interviewer that they know that they are part of a social survey.

Step 5 mentions the possible use of a table of random numbers. These can be found in the appendices of many statistics books. The tables are made up of columns of five-digit numbers, such as:

09188
90045
73189
75768
54016
08358
28306
53840
91757
89415

The first thing to notice is that, since these are five-digit numbers and the maximum number that we can sample from is 9,000, which is a four-digit number, none of the random numbers seems appropriate, except for 09188 and 08358, although the former is larger than the largest possible number. The answer is that we should take just four digits in each number. Let us take the last four digits. This would yield the following:

However, two of the resulting numbers—9188 and 9415—exceed 9,000. We cannot have a student with either of these numbers assigned to him or her. The solution is simple: we ignore these numbers. This means that the student who has been assigned the number 45 will be the first to be included in the sample; the student who has been assigned the number 3189 will be next; the student who has been assigned the number 5768 will be next; and so on.

However, this somewhat tortuous procedure may be replaced in some circumstances by using a *systematic sampling* procedure (see next section) and more generally can be replaced by enlisting the computer for assistance (see Tips and skills 'Generating random numbers').

Systematic sample

A variation on the simple random sample is the **systematic sample**. With this kind of sample, you select units directly from the sampling frame—that is, without resorting to a table of random numbers.

We know that we are to select 1 student in 20. With a systematic sample, we would make a random start between 1 and 20 inclusive, possibly by using the last two digits in a table of random numbers. If we did this with the ten random numbers above, the first relevant one would be 54016, since it is the first one where the last two digits yield a number of 20 or below, in this case 16. This means that the sixteenth student on our sampling frame is the first to be in our sample. Thereafter, we take every twentieth student on the list. So the sequence will go:

16, 36, 56, 76, 96, 116, etc.



Tips and skills

Generating random numbers

The method for generating random numbers described in the text is what might be thought of as the classic approach. However, a far neater and quicker way is to generate random numbers on the computer. For example, the following website provides an online random generator which is very easy to use:

www.psychicscience.org/random.aspx (accessed 9 August 2010).

If we want to select 450 cases from a population of 9,000, specify 450 after Generate, the digit 1 after random integers between and then 9000 after and. You will also need to specify from a drop-down menu 'with no repeats'. This means that no random number will be selected more than once. Then simply click on GO and the 450 random numbers will appear in a box below OUTPUT. You can then copy and paste the random numbers into a document.

This approach obviates the need to assign numbers to students' names and then to look up names of the students whose numbers have been drawn by the random selection process. It is important to ensure, however, that there is no inherent ordering of the sampling frame, since this may bias the resulting sample. If there is some ordering to the list, the best solution is to rearrange it.

Stratified random sampling

In our imaginary study of university students, one of the features that we might want our sample to exhibit is a proportional representation of the different faculties to which students are attached. It might be that the kind of discipline a student is studying is viewed as relevant to a wide range of attitudinal features that are relevant to the study of drinking. Generating a simple random sample or a systematic sample *might* yield such a representation, so that the proportion of humanities students in the sample is the same as that in the student population and so on. Thus, if there are 1,800 students in the humanities faculty, using our sampling fraction of 1 in 20, we would expect to have 90 students in our sample from this faculty. However, because of sampling error, it is unlikely that this will occur and that there will be a difference, so that there may be, say, 85 or 93 from this faculty.

Because it is almost certain that the university will include in its records the faculty in which students are based, or indeed may have separate sampling frames for each faculty, it will be possible to ensure that students are accurately represented in terms of their faculty membership. In the language of sampling, this means stratifying the population by a criterion (in this case, faculty membership) and selecting either a simple random sample or a systematic sample from each of the resulting strata. In

Table 8.1

The advantages of stratified sampling

Faculty	Population	Stratified sample	Hypothetical simple random or systematic sample
Humanities	1,800	90	85
Social sciences	1,200	60	70
Pure sciences	2,000	100	120
Applied sciences	1,800	90	84
Engineering	2,200	110	91
TOTAL	9,000	450	450

the present example, if there are five faculties we would have five strata, with the numbers in each stratum being one-twentieth of the total for each faculty, as in Table 8.1, which also shows a hypothetical outcome of using a simple random sample, which results in a distribution of students across faculties that does not mirror the population all that well.

The advantage of stratified random sampling in a case like this is clear: it ensures that the resulting sample will be distributed in the same way as the population in terms of the stratifying criterion. If you use a simple random or systematic sampling approach, you *may* end up with a distribution like that of the stratified sample, but it is unlikely. Two points are relevant here. First, you can conduct stratified sampling sensibly only when it is relatively easy to identify and allocate units to strata. If it is not possible or it would be very difficult to do so, stratified sampling will not be feasible. Second, you can use more than one stratifying criterion. Thus, it may be that you would want to stratify by both faculty and gender or

faculty and whether students are undergraduates or postgraduates. If it is feasible to identify students in terms of these stratifying criteria, it is possible to use pairs of criteria or several criteria (such as faculty membership plus gender plus undergraduate/postgraduate).

Stratified sampling is really feasible only when the relevant information is available. In other words, when

data are available that allow the ready identification of members of the population in terms of the stratifying criterion (or criteria), it is sensible to employ this sampling method. But it is unlikely to be economical if the identification of population members for stratification purposes entails a great deal of work because there is no available listing in terms of strata.



Student experience

Probability sampling for a student project

Joe Thompson describes the sampling procedure that he and the other members of his team used for their study of students living in halls of residence at the University of East Anglia as a **stratified random sample**. The following description suggests that they employed a systematic sampling approach for finding students within halls.

Stratified random sampling was used to decide which halls of residence each member of the research team would go to and obtain questionnaire responses. This sampling method was the obvious choice as it meant there could be no fixing/bias to which halls the interviewee would go to and also maintained the representative nature of the research.

The stratified random sampling method known as the 'random walk process' was used when conducting the interviews. Each member of the research group was assigned a number between 4 and 8 as a sampling fraction gap: I was assigned the number 7 and 'Coleman house block 1' as my accommodation block. This meant that, when conducting my interviews, I would go to Coleman house and knock on the 7th door, and then the 14th door, adding 7 each time, until I had completed five interviews. If I encountered a lack of response from the 6th door, I would return to the first flat but add one each time to avoid periodicity. This sampling method was determined by the principles of standardization, reliability, and validity.



To read more about Joe's research experiences, go to the Online Resource Centre that accompanies this book at: www.oxfordtextbooks.co.uk/orc/brymansrm4e/

Multi-stage cluster sampling

In the example we have been dealing with, students to be interviewed are located in a single university. Interviewers will have to arrange their interviews with the sampled students, but, because they are all close together (even in a split-site university), they will not be involved in a lot of travel. However, imagine that we wanted a *national* sample of students. It is likely that interviewers would have to travel the length and breadth of the UK to interview the sampled students. This would add a great deal to the time and cost of doing the research. This kind of problem occurs whenever the aim is to interview a sample that is to be drawn from a widely dispersed population, such as a national population, or a large region, or even a large city.

One way in which it is possible to deal with this potential problem is to employ **cluster sampling**. With cluster

sampling, the primary sampling unit (the first stage of the sampling procedure) is not the units of the population to be sampled but groupings of those units. It is the latter groupings or aggregations of population units that are known as *clusters*. Imagine that we want a nationally representative sample of 5,000 students. Using simple random or systematic sampling would yield a widely dispersed sample, which would result in a great deal of travel for interviewers. One solution might be to sample universities and then students from each of the sampled universities. A probability sampling method would need to be employed at each stage. Thus, we might randomly sample ten universities from the entire population of universities, thus yielding ten clusters, and we would then interview 500 randomly selected students at each of the ten universities.

Now imagine that the result of sampling ten universities gives the following list:

- Glasgow Caledonian
- Edinburgh
- Teesside
- Sheffield
- University College Swansea
- Leeds Metropolitan
- University of Ulster
- University College London
- Southampton
- Loughborough

This list is fine, but interviewers could still be involved in a great deal of travel, since the ten universities are quite a long way from each other. North American and

Australian readers who examine this last comment by looking at a map of the United Kingdom may view the universities as in fact very close to each other!

One solution is likely to be to group all UK universities by standard region (see Research in focus 8.1 for an example of this kind of approach) and randomly to sample two standard regions. Five universities might then be sampled from each of the two lists of universities and then 500 students from each of the ten universities. Thus, there are separate stages:

- group UK universities by standard region and sample two regions;
- sample five universities from each of the two regions;
- sample 500 students from each of the ten universities.



Research in focus 8.1

An example of a multi-stage cluster sample

For their study of social class in modern Britain, Marshall et al. (1988: 288) designed a sample 'to achieve 2,000 interviews with a random selection of men aged 16–64 and women aged 16–59 who were not in full-time education'.

- Sampling parliamentary constituencies
 - Parliamentary constituencies were ordered by standard region (there are eleven).
 - Constituencies were allocated to one of three population density bands within standard regions.
 - These subgroups were then reordered by political party voted to represent the constituency at the previous general election.
 - These subgroups were then listed in ascending order of percentage in owner–occupation.
 - 100 parliamentary constituencies were then sampled.
 - Thus, parliamentary constituencies were stratified in terms of four variables: standard region; population density; political party voted for in last election; and percentage of owner–occupation.
- Sampling polling districts
 - Two polling districts were chosen from each sampled constituency.
- Sampling individuals
 - Nineteen addresses from each sampled polling district were systematically sampled.
 - One person at each address was chosen according to a number of pre-defined rules.

In a sense, cluster sampling is always a multi-stage approach, because one always samples clusters first, and then something else—either further clusters or population units—is sampled.

Many examples of multi-stage cluster sampling entail stratification. We might, for example, want to stratify universities in terms of whether they are 'old' or 'new' universities—that is, those that received their charters after the 1991 White Paper for Higher Education, *Higher*

Education: A New Framework. In each of the two regions, we would group universities along the old/new university criterion and then select two or three universities from each of the two strata per region.

Research in focus 8.1 provides an example of a multi-stage cluster sample. It entailed three stages: the sampling of parliamentary constituencies, the sampling of polling districts, and the sampling of individuals. In a way, there are four stages, because addresses are

sampled from polling districts and then individuals are sampled from each address. However, Marshall et al. (1988) present their sampling strategy as involving just three stages. Parliamentary constituencies were stratified by four criteria: standard region, population density, voting behaviour, and owner–occupation.

The advantage of multi-stage cluster sampling should be clear by now: it allows interviewers to be far more

geographically concentrated than would be the case if a simple random or stratified sample were selected. The advantages of stratification can be capitalized upon because the clusters can be stratified in terms of strata. However, even when a very rigorous sampling strategy is employed, sampling error cannot be avoided, as the example in Research in focus 8.2 shows.



Research in focus 8.2

The 1992 British Crime Survey

The British Crime Survey (BCS) is a regular survey, funded by the Home Office, of a national sample drawn from the populations of England and Wales. The survey was conducted on eight occasions between 1982 and 2000 and has been conducted annually since 2001. In each instance, over 10,000 people have been interviewed. The main object of the survey is to glean information on respondents' experiences of being victims of crime. There is also a self-report component in which a selection of the sample are interviewed on their attitudes to crime and to report on crimes they have committed. Before 1992, the BCS used the electoral register as a sampling frame. Relying on a register of the electorate as a sampling frame is not without problems in spite of appearing robust: it omits any persons who are not registered, a problem that was exacerbated by the Community Charge (poll tax), which resulted in a significant amount of non-registration, as some people sought to avoid detection in order not to have to pay the tax. In 1992 the Postcode Address File was employed as a sampling frame and has been used since then. Its main advantage over the electoral register as a sampling frame is that it is updated more frequently. It is not perfect, because the homeless will not be accessible through it. The BCS sample itself is a stratified multi-stage cluster sample. The sampling procedure produced 13,117 residential addresses. Like most surveys, there was some non-response, with 23.3 per cent of the 13,117 addresses not resulting in a 'valid' interview. Just under half of these cases were the result of an outright refusal. In spite of the fact that the BCS is a rigorously selected and very large sample, an examination of the 1992 survey by Elliott and Ellingworth (1997) shows that there is some sampling error. By comparing the distribution of survey respondents with the 1991 census, they show that certain social groups are somewhat under-represented, most notably: owner–occupiers, households in which no car is owned, and male unemployed. However, Elliott and Ellingworth show that, as the level of property crime in postcode address sectors increases, the response rate (see Key concept 8.2) decreases. In other words, people who live in high-crime areas tend to be less likely to agree to be interviewed. How far this tendency affects the BCS data is difficult to determine, but the significance of this brief example is that, even when a sample of this quality is selected, the existence of sampling and non-sampling error cannot be discounted. The potential for a larger spread of errors when levels of sampling rigour fall short of a sample like that selected for the BCS is, therefore, considerable.



The qualities of a probability sample

The reason why probability sampling is such an important procedure in social survey research is that it is possible to make inferences from information about a random sample to the population from which it was selected. In other words, we can generalize findings

derived from a sample to the population. This is not to say that we treat the population data and the sample data as the same. If we take the example of the level of alcohol consumption in our sample of 450 students, which we will treat as the number of units of alcohol consumed in

the previous seven days, we will know that the **mean** number of units consumed by the sample (\bar{x}) can be used to estimate the population mean (μ) but with known margins of error. The mean, or more properly the **arithmetic mean**, is the simple average.

In order to address this point it is necessary to use some basic statistical ideas. These are presented in Tips and skills 'Generalizing from a random sample to the population' and can be skipped if just a broad idea of sampling procedures is required.



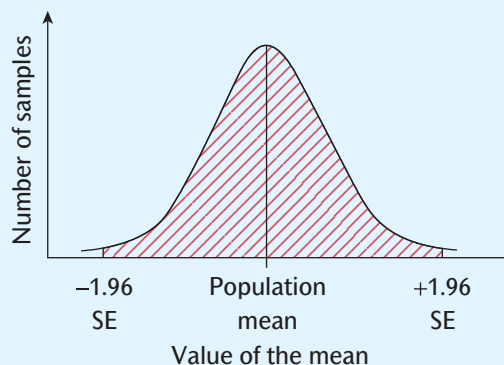
Tips and skills

Generalizing from a random sample to the population

Let us say that the sample mean is 9.7 units of alcohol consumed (the average amount of alcohol consumed in the previous seven days in the sample). A crucial consideration here is: how confident can we be that the mean level of alcohol consumption of 9.7 units is likely to be found in the population, even when probability sampling has been employed? If we take an infinite number of samples from a population, the sample estimates of the mean of the variable under consideration will vary in relation to the population mean. This variation will take the form of a bell-shaped curve known as a *normal distribution* (see Figure 8.8). The shape of the distribution implies that there is a clustering of sample means at or around the population mean. Half the sample means will be at or below the population mean; the other half will be at or above the population mean. As we move to the left (at or lower than the population mean) or the right (at or higher than the population mean), the curve tails off, implying fewer and fewer samples generating means that depart considerably from the population mean. The variation of sample means around the population mean is the *sampling error* and is measured using a statistic known as the **standard error of the mean**. This is an estimate of the amount that a sample mean is likely to differ from the population mean.

Figure 8.8

The distribution of sample means



Notes: 95 per cent of sample means will lie within the shaded area. SE = standard error of the mean.

This consideration is important because sampling theory tells us that 68 per cent of all sample means will lie between + or - 1 standard error from the population mean and that 95 per cent of all sample means will lie between + or - 1.96 standard errors from the population mean. It is this second calculation that is crucial, because it is at least implicitly employed by survey researchers when they report their statistical findings.

They typically employ 1.96 standard errors as the crucial criterion in how confident they can be in their findings. Essentially, the criterion implies that you can be 95 per cent certain that the population mean lies within + or – 1.96 sampling errors from the sample mean.

If a sample has been selected according to probability sampling principles, we know that we can be 95 per cent certain that the population mean will lie between the sample mean + or – 1.96 multiplied by the standard error of the mean. This is known as the *confidence interval*. If the mean level of alcohol consumption in the previous seven days in our sample of 450 students is 9.7 units and the standard error of the mean is 1.3, we can be 95 per cent certain that the population mean will lie between

$$9.7 + (1.96 \times 1.3)$$

and

$$9.7 - (1.96 \times 1.3)$$

i.e. between 12.248 and 7.152.

If the standard error was smaller, the range of possible values of the population mean would be narrower; if the standard error was larger, the range of possible values of the population mean would be wider.

If a stratified sample is selected, the standard error of the mean will be smaller because the variation between strata is essentially eliminated because the population will be accurately represented in the sample in terms of the stratification criterion or criteria employed. This consideration demonstrates the way in which stratification injects an extra increment of precision into the probability sampling process, since a possible source of sampling error is eliminated.

By contrast, a cluster sample without stratification exhibits a larger standard error of the mean than a comparable simple random sample. This occurs because a possible source of variability between students (i.e. membership of one university rather than another, which may affect levels of alcohol consumption) is disregarded. If, for example, some universities had a culture of heavy drinking in which a large number of students participated, and if these universities were not selected because of the procedure for selecting clusters, an important source of variability would have been omitted. It also implies that the sample mean would be on the low side, but that is another matter.



Sample size

As someone who is known as a teacher of research methods and a writer of books in this area, I often get asked questions about methodological issues. One question that is asked almost more than any other relates to the size of the sample—‘how large should my sample be?’ or ‘is my sample large enough?’ The decision about sample size is not a straightforward one: it depends on a number of considerations, and there is no one definitive answer. This is frequently a source of great disappointment to those who pose such questions. Moreover, most of the time decisions about sample size are affected by considerations of time and cost. Therefore, invariably decisions about sample size represent a compromise between the constraints of time and cost, the need for

precision, and a variety of further considerations that will now be addressed.

Absolute and relative sample size

One of the most basic considerations, and one that is possibly the most surprising, is that, contrary to what you might have expected, it is the *absolute* size of a sample that is important not its *relative* size. This means that a national probability sample of 1,000 individuals in the UK has as much validity as a national probability sample of 1,000 individuals in the USA, even though the latter has a much larger population. It also means that increasing the size of a sample increases the precision of a sample.

This means that the 95 per cent confidence interval referred to in Tips and skills ‘Generalizing from a random sample to the population’ narrows. However, a large sample cannot *guarantee* precision, so that it is probably better to say that increasing the size of a sample increases the *likely* precision of a sample. This means that, as sample size increases, sampling error decreases. Therefore, an important component of any decision about sample size should be how much sampling error one is prepared to tolerate. The less sampling error one is prepared to tolerate, the larger a sample will need to be. Fowler (1993) warns against a simple acceptance of this criterion. He argues that in practice researchers do not base their

decisions about sample size on a single estimate of a variable. Most survey research is concerned to generate a host of estimates—that is, of the variables that make up the research instrument that is administered. He also observes that it is not normal for survey researchers to be in a position to specify in advance ‘a desired level of precision’ (Fowler 1993: 34). Moreover, since sampling error will be only one component of any error entailed in an estimate, the notion of using a desired level of precision as a factor in a decision about sample size is not realistic. Instead, to the extent that this notion does enter into decisions about sample size, it usually does so in a general rather than in a calculated way.



Tips and skills

Sample size and probability sampling

As I have said in the text, the issue of sample size is the matter that most often concerns students and others. Basically, this is an area where size really does matter—the bigger the sample, the more representative it is likely to be (provided the sample is randomly selected), regardless of the size of the population from which it is drawn. However, when doing projects, students clearly need to do their research with very limited resources. You should try to find out from your department whether there are any guidelines about whether samples of a minimum size are expected. If there are no such guidelines, you will need to conduct your mini-survey in such a way as to maximize the number of interviews you can manage or the number of postal questionnaires you can send out, given the amount of time and resources available to you. Also, in many if not most cases, a truly random approach to sample selection may not be open to you. The crucial point is to be clear about and to justify what you have done. Explain the difficulties that you would have encountered in generating a random sample. Explain why you really could not include any more in your sample of respondents. But, above all, do not make claims about your sample that are not sustainable. Do not claim that it is representative or that you have a random sample when it is clearly not the case that either of these is true. In other words, be frank about what you have done. People will be much more inclined to accept an awareness of the limits of your sample design than claims about a sample that are patently false. Also, it may be that there are lots of good features about your sample—the range of people included, the good response rate, the high level of cooperation you received from the firm. Make sure you play up these positive features at the same time as being honest about its limitations.

Time and cost

Time and cost considerations become very relevant in this context. In the previous paragraph it is clearly being suggested that the larger the sample size the greater the precision (because the amount of sampling error will be less). However, by and large, up to a sample size of around 1,000, the gains in precision are noticeable as the sample size climbs from low figures of 50, 100, 150, and so on upwards. After a certain point, often in the region of 1,000, the sharp increases in precision become less pronounced, and, although it does not plateau, there is a

slowing-down in the extent to which precision increases (and hence the extent to which the sample error of the mean declines). Considerations of sampling size are likely to be profoundly affected by matters of time and cost at such a juncture, since striving for smaller and smaller increments of precision becomes an increasingly uneconomic proposition. As Hazelrigg (2004: 85) succinctly puts it: ‘The larger the size of the sample drawn from a population the more likely (\bar{x}) converges to μ ; but the convergence occurs at a decelerating rate (which means that very large samples are decreasingly cost efficient).’

Non-response

However, considerations about sampling error do not end here. The problem of **non-response** should be borne in mind. Most sample surveys attract a certain amount of non-response. Thus, it is likely that only some members of our sample will agree to participate in the research. If it is our aim to ensure as far as possible that 450 students are interviewed and if we think that there may be a 20 per cent rate of non-response, it may be advisable to sample 540–50 individuals, on the grounds that approximately 90 will be non-respondents.

The issue of non-response, and in particular of refusal to participate, is of particular significance, because it has been suggested by some researchers that response rates to social surveys (see Key concept 8.2) are declining in many countries. This implies that there is a growing tendency towards people refusing to participate in social survey research. In 1973 an article in the American magazine *Business Week* carried an article ominously entitled ‘The Public Clams up on Survey Takers’. The magazine asked survey companies about their experiences and found considerable concern about declining response rates. Similarly, in Britain, a report from a working party on the Market Research Society’s Research and Development Committee in 1975 pointed to similar

concerns among market research companies. However, an analysis of this issue by T. W. Smith (1995) suggests that, contrary to popular belief, there is no consistent evidence of such a decline. Moreover, Smith shows that it is difficult to disentangle general trends in response rates from such variables as the subject matter of the research, the type of respondent, and the level of effort expended on improving the number of respondents to individual surveys. However, an overview of non-response trends in the USA based on non-response rates for various continuous surveys suggests that there is a decline in the preparedness of households to participate in surveys (Groves et al. 2004). Further evidence comes from a study by Baruch (1999) of questionnaire-based articles published in 1975, 1985, and 1995 in five academic journals in the area of management studies. This article found an average (mean) response rate of 55.6 per cent, though with quite a large amount of variation around this average. The average response rate over the three years was 64.4 per cent in 1975, 55.7 per cent in 1985, and 48.4/52.2 per cent in 1995. Two percentages were provided for 1995 because the larger figure includes a journal that publishes a lot of research based on top managers, who tend to produce a poorer response rate. Response rates were found that were as low as 10 per cent and 15 per cent.



Key concept 8.2 What is a response rate?

The notion of a response rate is a common one in social survey research. When a social survey is conducted, whether by structured interview or by self-completion questionnaire, it is invariably the case that some people who are in the sample refuse to participate (referred to as non-response). The response rate is, therefore, the percentage of a sample that does, in fact, agree to participate. However, the calculation of a response rate is a little more complicated than this. First, not everyone who replies will be included: if a large number of questions are not answered by a respondent or if there are clear indications that he or she has not taken the interview or questionnaire seriously, it is better to employ only the number of *usable* interviews or questionnaires as the numerator. Similarly, it also tends to occur that not everyone in a sample turns out to be a suitable or appropriate respondent or can be contacted. Thus the response rate is calculated as follows:

$$\frac{\text{number of usable questionnaires}}{\text{total sample} - \text{unsuitable or uncontactable members of the sample}} \times 100$$

A further interesting issue in connection with non-response is that of how far researchers should go in order to boost their response rates. In Chapter 10, a number of steps that can be taken to improve response rates to postal questionnaires, which are particularly prone to

poor response rates, are discussed. However, boosting response rates to interview-based surveys can prove expensive. Teitler et al. (2003) present a discussion of the steps taken to boost the response rate of a US sample that was hard to reach—namely, both parents of newly

born children, where most of the parents were not married. They found that, although there was evidence that increasing the response rate from an initial 68 per cent to 80 per cent meant that the final sample resembled more closely the population from which the sample had been taken, diminishing returns undoubtedly set in. In other words, the improvements in the characteristics of the sample necessitated a disproportionate outlay of resources. However, this is not to say that steps should not be taken to improve response rates. For example, following up respondents who do not initially respond to a postal questionnaire invariably results in an improved response rate at little additional cost. A study based on a survey of New Zealand residents by Brennan and Charbonneau (2009) provides unequivocal evidence of the improvement in response rate that can be achieved by at least two follow-up mailings to respondents to postal questionnaire surveys, which tend to achieve lower response rates than comparable interview-based surveys. A chocolate sent with the questionnaire helps too apparently!

As the previously mentioned study of response rates by Baruch (1999) suggests, there is wide variation in the response rates that social scientists achieve when they conduct surveys. It is difficult to arrive at clear indications of what is expected from a response rate. Baruch's study focused on research in business organizations,

and, as he notes, when top managers are the focus of a survey, the response rate tends to be noticeably lower. In the survey component of the Cultural Capital and Social Exclusion (CCSE) project referred to in Research in focus 2.9, the initial main sample constituted a 53 per cent response rate (Bennett et al. 2009). The researchers decided to supplement the initial sample in various ways, one of which was to have an ethnic boost sample, in large part because the main sample did not include sufficient numbers of ethnic-minority members. However, the response rate from the ethnic boost sample was substantially below that achieved for the main sample. The researchers write: 'In general, ethnic boosts tend to have lower response rates than cross-sectional surveys' (Thomson 2004: 10). There is a sense, then, that what might be anticipated to be a reasonable response rate varies according to the type of sample and the topics covered by the interview or questionnaire. While it is obviously desirable to do one's best to maximize a response rate, it is also important to be open about the limitations of a low response rate in terms of the likelihood that findings will be biased. In the future, it seems likely that, given that there are likely to be limits on the degree to which a survey researcher can boost a response rate, more and more effort will go into refining ways of estimating and correcting for anticipated biases in findings (Groves 2006).



Research in focus 8.3

The problem of non-response

In December 2006 an article in *The Times* reported that a study of the weight of British children had been hindered because many families declined to participate. The study was commissioned by the Department of Health and found that, for example, among those aged 10 or 11, 14 per cent were overweight and 17 per cent were obese. However, *The Times* writer notes that a report compiled by the Department of Health on the research suggests that such figures are 'likely systematically to underestimate the prevalence of overweight and obesity' (quoted in Hawkes 2006: 24). The reason for this bias in the statistics is that parents were able to refuse to let their children participate, and those whose children were heavier were more likely to do so. As a result, the sample was biased towards those who were less heavy. The authors of the report drew the inference about sampling bias because they noted that more children were recorded as obese in areas where there was a poorer response rate.

Heterogeneity of the population

Yet another consideration is the homogeneity and heterogeneity of the population from which the sample is to be taken. When a population is very heterogeneous, like a whole country or city, a larger sample will be

needed to reflect the varied population. When it is relatively homogeneous, such as a population of students or of members of an occupation, the amount of variation is less and therefore the sample can be smaller. The implication of this is that, the greater the heterogeneity of a population, the larger a sample will need to be.

Kind of analysis

Finally, researchers should bear in mind the *kind of analysis* they intend to undertake. A case in point here is the **contingency table**. A contingency table shows the relationship between two variables in tabular form. It shows how variation in one variable relates to variation in another variable. To understand this point, consider the basic structure of a table in the study by Marshall et al. (1988) of social class in Britain. This research was referred to in Research in focus 8.1. The table is based on the 589 cohabiting couples (1,178 people) of the sample in which both partners are employed in paid work. The authors aim to show in the table how far couples are of the same or a different social class in terms of Goldthorpe's seven-category scheme for classifying social class. The result is a table in which, because each variable comprises 7 categories, there are 49 **cells** in the table (i.e. 7×7). In order for there to be an adequate number of cases in each

cell, a fairly large sample was required. Imagine that Marshall et al. had conducted a survey on a much smaller sample in which they ended up with just 150 couples. If the same kind of analysis as Marshall et al. carried out was conducted, it would be found that these 150 couples would be very dispersed across the 49 cells of the table. It is likely that many of the cells would be empty or would have very small numbers in them, which would make it difficult to make inferences about what the table showed. In fact, quite a lot of the cells in the actual table in Marshall et al. have very small numbers in them (8 cells contain 1 or 0). This problem would have been even more pronounced if they had ended up with a much smaller sample of couples. Consequently, considerations of sample size should be sensitive to the kinds of analysis that will be subsequently required, such as the issue of the number of cells in a table. In a case such as this, a larger sample will be necessitated by the nature of the analysis to be conducted as well as the nature of the variables in question.



Types of non-probability sampling

The term 'non-probability sampling' is essentially an umbrella term to capture all forms of sampling that are not conducted according to the canons of probability sampling outlined above. It is not surprising, therefore, that the term covers a wide range of different types of sampling strategy, at least one of which—the **quota sample**—is claimed by some practitioners to be almost as good as a probability sample. In this section we will cover three main types of non-probability sample: the **convenience sample**; the **snowball sample**; and the quota sample.

Convenience sampling

A convenience sample is one that is simply available to the researcher by virtue of its accessibility. Imagine that a researcher who teaches education at a university is interested in the kinds of features that teachers look for in their headmasters. The researcher might administer a questionnaire to several classes of students, all of whom are teachers taking a part-time master's degree in education. The chances are that the researcher will receive all or almost all of the questionnaires back, so that there will be a good response rate. The findings may prove quite interesting, but the problem with such a sampling

strategy is that it is impossible to generalize the findings, because we do not know of what population this sample is representative. They are simply a group of teachers who are available to the researcher. They are almost certainly not representative of teachers as a whole—the very fact they are taking this degree programme marks them off as different from teachers in general.

This is not to suggest that convenience samples should never be used. Let us say that our lecturer/researcher is developing a battery of questions that are designed to measure the leadership preferences of teachers. It is highly desirable to pilot such a research instrument before using it in an investigation, and administering it to a group that is not a part of the main study may be a legitimate way of carrying out some preliminary analysis of such issues as whether respondents tend to answer in identical ways to a question, or whether one question is often omitted when teachers respond to it. In other words, for this kind of purpose, a convenience sample may be acceptable though not ideal. A second kind of context in which it may be at least fairly acceptable to use a convenience sample is when the chance presents itself to gather data from a convenience sample and it represents too good an opportunity to miss. The data will not allow definitive findings to be generated, because of the

problem of generalization, but they could provide a springboard for further research or allow links to be forged with existing findings in an area.

It also perhaps ought to be recognized that convenience sampling probably plays a more prominent role than is sometimes supposed. Certainly, in the field of organization studies it has been noted that convenience samples are very common and indeed are more prominent

than are samples based on probability sampling (Bryman 1989a: 113–14). Social research is also frequently based on convenience sampling. Research in focus 8.4 contains an example of the use of convenience samples in social research. Probability sampling involves a lot of preparation, so that it is frequently avoided because of the difficulty and costs involved.



Research in focus 8.4

A convenience sample

Miller et al. (1998) were interested in theories concerning the role of shopping in relation to the construction of identity in modern society. Since many discussions of this issue have been concerned with shopping centres (malls), they undertook a study that combined quantitative and qualitative research methods in order to explore the views of shoppers at two London shopping centres: Brent Cross and Wood Green. One phase of the research entailed structured interviews with shoppers leaving the centres. The interviews were conducted mainly during weekdays in June and July 1994. Shoppers were chiefly questioned as they left the main exits, though some questioning at minor exits also took place. The authors tell us: 'We did not attempt to secure a quota [see below] or random sample but asked every person who passed by, and who did not obviously look in the other direction or change their path, to complete a questionnaire' (Miller et al. 1998: 55). Such a sampling strategy produces a convenience sample because only people who are visiting the centre and who are therefore self-selected by virtue of their happening to choose to shop at these times can be interviewed.

Snowball sampling

In certain respects, snowball sampling is a form of convenience sample, but it is worth distinguishing because it has attracted quite a lot of attention over the years. With this approach to sampling, the researcher makes initial contact with a small group of people who are relevant to the research topic and then uses these to establish

contacts with others. I used an approach like this to create a sample of British visitors to Disney theme parks (Bryman 1999).

Research in focus 8.5 describes the generation of a snowball sample of marijuana-users for what is often regarded as a classic study of drug use. Becker's comment on this method of creating a snowball sample is interesting: 'The sample is, of course, in no sense



Research in focus 8.5

A snowball sample: Becker's study of marijuana-users

In an article first published in 1953, Becker (1963) reports on how he generated a sample of marijuana-users. He writes:

I conducted fifty interviews with marijuana users. I had been a professional dance musician for some years when I conducted this study and my first interviews were with people I had met in the music business. I asked them to put me in contact with other users who would be willing to discuss their experiences with me. . . . Although in the end half of the fifty interviews were conducted with musicians, the other half covered a wide range of people, including laborers, machinists, and people in the professions. (Becker 1963: 45–6)

“random”; it would not be possible to draw a random sample, since no one knows the nature of the universe from which it would have to be drawn’ (Becker 1963: 46). What Becker is essentially saying here (and the same point applies to my study of Disney theme park visitors) is that there is no accessible sampling frame for the population from which the sample is to be taken and that the difficulty of creating such a sampling frame means that a snowball sampling approach is the only feasible one. Moreover, even if one could create a sampling frame of marijuana-users or of British visitors to Disney theme parks, it would almost certainly be inaccurate straight away, because this is a shifting population. People will constantly be becoming and ceasing to be marijuana-users, while new theme park visitors are arriving all the time.

The problem with snowball sampling is that it is very unlikely that the sample will be representative of the population, though, as I have just suggested, the very notion of a population may be problematic in some circumstances. However, by and large, snowball sampling is used not within a quantitative research strategy, but within a qualitative one: both Becker’s and my study were carried out within a qualitative research framework. Concerns about external validity and the ability to generalize do not loom as large within a qualitative research strategy as they do in a quantitative research one (see Chapter 17). In qualitative research, the orientation to sampling is more likely to be guided by a preference for *theoretical sampling* than with the kind of statistical sampling that has been the focus of this chapter (see Key concept 18.3). There is a much better ‘fit’ between snowball sampling and the theoretical sampling strategy of qualitative research than with the statistical sampling approach of quantitative research. This is not to suggest that snowball sampling is entirely irrelevant to quantitative research: when the researcher needs to focus upon or to reflect relationships between people, tracing connections through snowball sampling may be a better approach than conventional probability sampling (Coleman 1958).

Quota sampling

Quota sampling is comparatively rarely employed in academic social research, but is used intensively in commercial research, such as market research and political opinion polling. The aim of quota sampling is to produce a sample that reflects a population in terms of the relative proportions of people in different categories, such as gender, ethnicity, age groups, socio-economic groups,

and region of residence, and in combinations of these categories. However, unlike a stratified sample, the sampling of individuals is not carried out randomly, since the final selection of people is left to the interviewer. Information about the stratification of the UK population or about certain regions can be obtained from sources like the census and from surveys based on probability samples such as the General Household Survey, British Social Attitudes, and the British Household Panel Survey.

Once the categories and the number of people to be interviewed within each category (known as *quotas*) have been decided upon, it is then the job of interviewers to select people who fit these categories. The quotas will typically be interrelated. In a manner similar to stratified sampling, the population may be divided into strata in terms of, for example, gender, social class, age, and ethnicity. Census data might be used to identify the number of people who should be in each subgroup. The numbers to be interviewed in each subgroup will reflect the population. Each interviewer will probably seek out individuals who fit several subgroup quotas. Accordingly, an interviewer may know that among the various subgroups of people he or she must find, and interview, five Asian, 25–34-year-old, lower-middle-class females in the area in which the interviewer has been asked to work (say, the Wirral). The interviewer usually asks people who are available to him or her about their characteristics (though gender will presumably be self-evident) in order to determine their suitability for a particular subgroup. Once a subgroup quota (or a combination of subgroup quotas) has been achieved, the interviewer will no longer be concerned to locate individuals for that subgroup.

The choice of respondents is left to the interviewer, subject to the requirement of all quotas being filled, usually within a certain time period. Those of you who have ever been approached on the street by a person toting a clipboard and interview schedule and have been asked about your age, occupation, and so on, before being asked a series of questions about a product or whatever, have almost certainly encountered an interviewer with a quota sample to fill. Sometimes, he or she will decide not to interview you because you do not meet the criteria required to fill a quota. This may be due to a quota already having been filled or to the criteria for exclusion meaning that a person with a certain characteristic you possess is not required.

A number of criticisms are frequently levelled at quota samples.

- Because the choice of respondent is left to the interviewer, the proponents of probability sampling

argue that a quota sample cannot be representative. It may accurately reflect the population in terms of superficial characteristics, as defined by the quotas. However, in their choice of people to approach, interviewers may be unduly influenced by their perceptions of how friendly people are or by whether the people make eye contact with the interviewer (unlike most of us, who look at the ground and shuffle past as quickly as possible because we do not want to be bothered in our leisure time).

- People who are in an interviewer's vicinity at the times he or she conducts interviews, and are therefore available to be approached, may not be typical. There is a risk, for example, that people in full-time paid work may be under-represented and that those who are included in the sample are not typical.
- The interviewer is likely to make judgements about certain characteristics in deciding whether to approach a person, in particular, judgements about age. Those judgements will sometimes be incorrect—for example, when someone who is eligible to be interviewed, because a quota that he or she fits is unfilled, is not approached because the interviewer makes an incorrect judgement (for example, that the person is older than he or she looks). In such a case, a possible element of bias is being introduced.
- It has also been argued that the widespread use of social class as a quota control can introduce difficulties, because of the problem of ensuring that interviewees are properly assigned to class groupings (Moser and Kalton 1971).
- It is not permissible to calculate a standard error of the mean from a quota sample, because the non-random method of selection makes it impossible to calculate the range of possible values of a population.
- Because calling back is not required, a quota sample is easier to manage. It is not necessary to keep track of people who need to be recontacted or to keep track of refusals. Refusals occur, of course, but it is not necessary (and indeed it is not possible) to keep a record of which respondents declined to participate.
- When speed is of the essence, a quota sample is invaluable when compared to the more cumbersome probability sample. Newspapers frequently need to know how a national sample of voters feel about a certain topic or how they intend to vote at that time. Alternatively, if there is a sudden major news event, such as a terrorist incident like the London bombs of July 2005, the news media may seek a more or less instant picture of the nation's views about personal security or people's responses more generally. Again, a quota sample will be much faster.
- As with convenience sampling, it is useful for conducting development work on new measures or on research instruments. It can also be usefully employed in relation to exploratory work from which new theoretical ideas might be generated.
- Although the standard error of the mean should not be computed for a quota sample, it frequently is. As Moser and Kalton (1971) observe, some writers argue that the use of a non-random method in quota sampling should not act as a barrier to such a computation because its significance as a source of error is small when compared to other errors that may arise in surveys (see Figure 8.9). However, they go on to argue that at least with random sampling the researcher can calculate the amount of sampling error and does not have to be concerned about its potential impact.

All this makes the quota sample look a poor bet, and there is no doubt that it is not favoured by academic social researchers. It does have some arguments in its favour, however.

- It is undoubtedly cheaper and quicker than an interview survey on a comparable probability sample. For example, interviewers do not have to spend a lot of time travelling between interviews.
- Interviewers do not have to keep calling back on people who were not available at the time they were first approached.

There is some evidence to suggest that, when compared to random samples, quota samples often result in biases. They under-represent people in lower social strata, people who work in the private sector and manufacturing, and people at the extremes of income, and they over-represent women in households with children and people from larger households. On the other hand, it has to be acknowledged that probability samples are often biased too—for example, it is often suggested that they under-represent men and those in employment (Marsh and Scarbrough 1990; Butcher 1994).



Limits to generalization

One point that is often not fully appreciated is that, even when a sample has been selected using probability sampling, any findings can be generalized only to the population from which that sample was taken. This is an obvious point, but it is easy to think that findings from a study have some kind of broader applicability. If we take our imaginary study of alcohol consumption among students at a university, any findings could be generalized only to that university. In other words, you should be very cautious about generalizing to students at other universities. There are many factors that may imply that the level of alcohol consumption is higher (or lower) than among university students as a whole. There may be a higher (or lower) concentration of pubs in the university's vicinity, there may be more (or fewer) bars on the campus, there may be more (or less) of a culture of drinking at this university, or the university may recruit a higher (or lower) proportion of students with disposable income. There may be many other factors too. Similarly, we should be cautious of overgeneralizing in terms of locality. Lunt and Livingstone's (1992: 173) study of consumption habits was based on a postal questionnaire sent to '241 people living in or around Oxford during September 1989'. While the authors' findings represent a fascinating insight into modern consumption patterns, we should be cautious about assuming that they can be generalized beyond the confines of Oxford and its environs.

There could even be a further limit to generalization that is implied by the Lunt and Livingstone (1992) sample. They write that the research was conducted in September 1989. One issue that is rarely discussed in this context and that is almost impossible to assess is whether there is a time limit on the findings that are generated. Quite aside from the fact that we need to appreciate that the findings cannot (or at least should not) be generalized beyond the Oxford area, is there a point at which we have to say, 'well, those findings applied to the Oxford area then but things have changed and we can no longer assume that they apply to that or any other locality'? We are, after all, used to thinking that things have changed when there has been some kind of prominent change. To take a simple example: no one would be prepared to assume that the findings of a study in 1980 of university students' budgeting and personal finance habits would apply to students in the early twenty-first century. Quite aside from changes that might have occurred naturally, the erosion and virtual dismantling of the student grant system has changed the ways students finance their education, including perhaps a greater reliance on part-time work (Lucas 1997), a greater reliance on parents, and the use of loans. But, even when there is no definable or recognizable source of relevant change of this kind, there is none the less the possibility (or even likelihood) that findings are temporally specific. Such an issue is impossible to resolve without further research (Bryman 1989b).



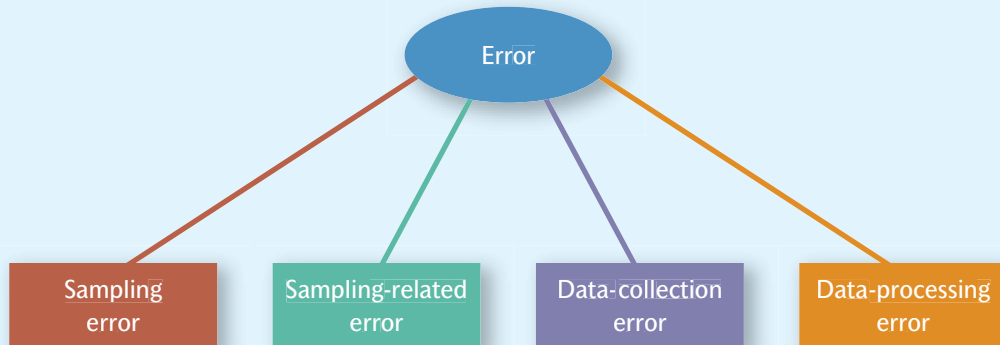
Error in survey research

We can think of 'error', a term that has been employed on a number of occasions, as being made up of four main factors (Figure 8.9).

1. *Sampling error*. See Key concept 8.1 for a definition. This kind of error arises because it is extremely unlikely that one will end up with a truly representative sample, even when probability sampling is employed.
2. We can distinguish what might be thought of as *sampling-related error*. This is error that is subsumed under the category *non-sampling error* (see Key concept 8.1) but that arises from activities or events that are related to the sampling process and that are connected with the issue of generalizability or external validity of findings. Examples are an inaccurate sampling frame and non-response.
3. There is also error that is connected with the implementation of the research process. We might call this *data-collection error*. This source of error includes such factors as: poor question wording in self-completion questionnaires or structured interviews; poor interviewing techniques; and flaws in the administration of research instruments.

Figure 8.9

Four sources of error in social survey research



4. Finally, there is *data-processing error*. This arises from faulty management of data, in particular, errors in the *coding* of answers.

The third and fourth sources of error relate to factors that are not associated with sampling and instead relate

much more closely to concerns about the validity of measurement, which was addressed in Chapter 7. However, the kinds of steps that need to be taken to keep these sources of error to a minimum in the context of social survey research will be addressed in Chapters 9–11.



Key points

- Probability sampling is a mechanism for reducing bias in the selection of samples.
- Ensure you become familiar with key technical terms in the literature on sampling such as: representative sample; random sample; non-response; population; sampling error; etc.
- Randomly selected samples are important because they permit generalizations to the population and because they have certain known qualities.
- Sampling error decreases as sample size increases.
- Quota samples can provide reasonable alternatives to random samples, but they suffer from some deficiencies.
- Convenience samples may provide interesting data, but it is crucial to be aware of their limitations in terms of generalizability.
- Sampling and sampling-related error are just two sources of error in social survey research.



Questions for review

- What do each of the following terms mean: population; probability sampling; non-probability sampling; sampling frame; representative sample; and sampling and non-sampling error?
- What are the goals of sampling?
- What are the main areas of potential bias in sampling?

Sampling error

- What is the significance of sampling error for achieving a representative sample?

Types of probability sample

- What is probability sampling and why is it important?
- What are the main types of probability sample?
- How far does a stratified random sample offer greater precision than a simple random or systematic sample?
- If you were conducting an interview survey of around 500 people in Manchester, what type of probability sample would you choose and why?
- A researcher positions herself on a street corner and asks 1 person in 5 who walks by to be interviewed. She continues doing this until she has a sample of 250. How likely is she to achieve a representative sample?

The qualities of a probability sample

- A researcher is interested in levels of job satisfaction among manual workers in a firm that is undergoing change. The firm has 1,200 manual workers. The researcher selects a simple random sample of 10 per cent of the population. He measures job satisfaction on a Likert scale comprising ten items. A high level of satisfaction is scored 5 and a low level is scored 1. The mean job satisfaction score is 34.3. The standard error of the mean is 8.58. What is the 95 per cent confidence interval?

Sample size

- What factors would you take into account in deciding how large your sample should be when devising a probability sample?
- What is non-response and why is it important to the question of whether you will end up with a representative sample?

Types of non-probability sample

- Are non-probability samples useless?
- In what circumstances might you employ snowball sampling?
- 'Quota samples are not true random samples, but in terms of generating a representative sample there is little difference between them, and this accounts for their widespread use in market research and opinion polling.' Discuss.

Limits to generalization

- 'The problem of generalization to a population is not just to do with the matter of getting a representative sample.' Discuss.

Error in survey research

- 'Non-sampling error, as its name implies, is concerned with sources of error that are not part of the sampling process.' Discuss.

**Online Resource Centre**

www.oxfordtextbooks.co.uk/orc/brymansrm4e/

Visit the Online Resource Centre that accompanies this book to enrich your understanding of sampling. Consult web links, test yourself using multiple choice questions, and gain further guidance and inspiration from the Student Researcher's Toolkit.

9

Structured interviewing

Chapter outline

Introduction	209
The structured interview	209
Reducing error due to interviewer variability	210
Accuracy and ease of data processing	211
Other types of interview	212
Interview contexts	213
More than one interviewee	213
More than one interviewer	214
In person or by telephone?	214
Computer-assisted interviewing	216
Conducting interviews	217
Know the schedule	217
Introducing the research	217
Rapport	218
Asking questions	219
Recording answers	219
Clear instructions	219
Question order	220
Probing	223
Prompting	224
Leaving the interview	225
Training and supervision	225
Problems with structured interviewing	227
Characteristics of interviewers	227
Response sets	227
The problem of meaning	228
The feminist critique	228
Key points	229
Questions for review	230



Chapter guide

The structured interview is one of a variety of forms of research interview, but it is the one that is most commonly employed in survey research. The goal of the structured interview is for the interviewing of respondents to be standardized so that differences between interviews in any research project are minimized. As a result, there are many guidelines about how structured interviewing should be carried out so that variation in the conduct of interviews is small. The chapter explores:

- the reasons why the structured interview is a prominent research method in survey research; this issue entails a consideration of the importance of standardization to the process of measurement;
- the different contexts of interviewing, such as the use of more than one interviewer and whether the administration of the interview is in person or by telephone;
- various prerequisites of structured interviewing, including: establishing rapport with the interviewee; asking questions as they appear on the interview schedule; recording exactly what is said by interviewees; ensuring there are clear instructions on the interview schedule concerning question sequencing and the recording of answers; and keeping to the question order as it appears on the schedule;
- problems with structured interviewing, including: the influence of the interviewer on respondents and the possibility of systematic bias in answers (known as response sets); the feminist critique of structured interview, which raises a distinctive cluster of problems with the method, is also examined.

Introduction

The interview is a common occurrence in social life, because there are many different forms of interview. There are job interviews, media interviews, social work interviews, police interviews, appraisal interviews. And then there are research interviews, which represent the kind of interview that will be covered in this and other chapters (such as Chapters 20 and 21). These different kinds of interview share some common features, such as the eliciting of information by the interviewer from the interviewee and the operation of rules of varying degrees of formality or explicitness concerning the conduct of the interview.

In the social research interview, the aim is for the interviewer to elicit from the interviewee or *respondent*, as he or she is frequently called in survey research, all manner of information: interviewees' own behaviour or that of others; attitudes; norms; beliefs; and values. There are many different types or styles of research interview, but the kind that is primarily employed in survey research is the structured interview, which is the focus of this chapter. Other kinds of interview will be briefly mentioned in this chapter but will be discussed in greater detail in later chapters.



The structured interview

The research interview is a prominent data-collection strategy in both quantitative and qualitative research. The survey is probably the chief context within which social researchers employ the structured interview (see Key concept 9.1) in connection with quantitative research, and it is this form of the interview that will be

emphasized in this chapter. The **structured interview** is one of the two main ways of administering a survey research instrument, and its main forms are briefly outlined in Figure 8.2. This figure should be consulted as a background to this chapter and Chapter 10.



Key concept 9.1

What is a structured interview?

A structured interview, sometimes called a *standardized interview*, entails the administration of an interview schedule by an interviewer. The aim is for all interviewees to be given exactly the same context of questioning. This means that each respondent receives exactly the same interview stimulus as any other. The goal of this style of interviewing is to ensure that interviewees' replies can be aggregated, and this can be achieved reliably only if those replies are in response to identical cues. Interviewers are supposed to read out questions exactly and in the same order as they are printed on the schedule. Questions are usually very specific and very often offer the interviewee a fixed range of answers (this type of question is often called *closed*, *closed ended*, *pre-coded*, or *fixed choice*). The structured interview is the typical form of interview in survey research.



Thinking deeply 9.1

Common sources of error in survey research

There are many sources of error in survey research in addition to those associated with sampling. This is a list of the principal sources of error:

1. a poorly worded question;
2. the way the question is asked by the interviewer;
3. misunderstanding on the part of the interviewee;
4. memory problems on the part of the interviewee;
5. the way the information is recorded by the interviewer;
6. the way the information is processed, either when answers are coded or when data are entered into the computer.

The reason why survey researchers typically prefer the structured interview is that it promotes standardization of *both* the asking of questions *and* the recording of answers. This feature has two closely related virtues from the perspective of quantitative research: reducing error due to variation in the asking of questions, and greater accuracy in and ease of processing respondents' answers.

Reducing error due to interviewer variability

The standardization of both the asking of questions and the recording of answers means that, if the interview is properly executed, variation in people's replies will be due to 'true' or 'real' variation and not due to the interview context. To take a simple illustration, when we ask a question that is supposed to be an indicator of a concept,

we want to keep error to a minimum, an issue that was touched on at the end of Chapter 8. We can think of the answers to a question as constituting the values that a variable takes. These values, of course, exhibit variation. This could be the question on alcohol consumption among students that was a focus of Chapter 8 at certain points. Students will vary in the number of alcohol units they consume (as in Figure 9.1). However, some respondents may be inaccurately classified in terms of the variable. There are a number of possible reasons for this (see Thinking deeply 9.1).

Most variables will contain an element of error, so that it is helpful to think of variation as made up of two components: true variation and error. In other words:

$$\text{variation} = \text{true variation} + \text{variation due to error.}$$

The aim is to keep the error component to a minimum (see Figure 9.2), since error has an adverse effect on the

Figure 9.1

A variable




Figure 9.2

A variable with little error





Figure 9.3

A variable with considerable error



validity of a measure. If the error component is quite high (see Figure 9.3), validity will be jeopardized. The significance for error of standardization in the structured interview is that two sources of variation due to error—the second and fifth in Thinking deeply 9.1—are likely to be less pronounced, since the opportunity for variation in interviewer behaviour in these two areas (asking questions and recording answers) is reduced.

The significance of standardization and of thereby reducing interviewer variability is this: assuming that there is no problem with an interview question due to such things as confusing terms or ambiguity (an issue that will be examined in Chapter 11), we want to be able to say as far as possible that the variation that we find is connected with true variation between interviewees and not to variation in the way a question was asked or the answers recorded in the course of the administration of a survey by structured interview. Variability can occur in either of

two ways. First, *intra-interviewer variability*, whereby an interviewer is not consistent in the way he or she asks questions and/or records answers. Second, when there is more than one interviewer, there may be *inter-interviewer variability*, whereby interviewers are not consistent with each other in the ways they ask questions and/or record answers. Needless to say, these two sources of variability are not mutually exclusive; they can coexist, compounding the problem even further. In view of the significance of standardization, it is hardly surprising that some writers prefer to call the structured interview a *standardized interview* (e.g. Oppenheim 1992) or *standardized survey interview* (e.g. Fowler and Mangione 1990).

Accuracy and ease of data processing

Like self-completion questionnaires, most structured interviews contain mainly questions that are variously referred to as *closed*, *closed ended*, *pre-coded*, or *fixed choice*. This issue will be covered in detail in Chapter 11. However, this type of question has considerable relevance to the current discussion. With the **closed question**, the respondent is given a limited choice of possible answers. In other words, the interviewer provides respondents with two or more possible answers and asks them to select which one or ones apply. Ideally, this procedure will simply entail the interviewer placing a tick in a box by the answer(s) selected by a respondent or circling the selected answer or using a similar procedure. The advantage of this practice is that the potential for interviewer variability is reduced: there is no problem of whether the interviewer writes down everything that the respondent says or of misinterpretation of the reply given. If an *open* or *open-ended* question is asked, the interviewer may not write down everything said, may embellish what is said, or may misinterpret what is said.

However, the advantages of the closed question in the context of survey research go further than this, as we will see in Chapter 11. One advantage that is particularly significant in the context of the present discussion is that closed questions greatly facilitate the processing of data. When an open question is asked, the answers need to be sifted and *coded* in order for the data to be analysed quantitatively. Not only is this a laborious procedure, particularly if there is a large number of open questions and/or of respondents; it also introduces the potential for another source of error, which is the sixth in Thinking deeply 9.1: it is quite likely that error will be introduced as a result of variability in the coding of answers. When open questions are asked, the interviewer is supposed to write down as much of what is said as possible. Answers

can, therefore, be in the form of several sentences. These answers have to be examined and then categorized, so that each person's answer can be aggregated with other respondents' answers to a certain question. A number will then be allocated to each category of answer, so that the answers can then be entered into a computer database and analysed quantitatively. This general process is known as coding and will be examined in greater detail in Chapter 11.

Coding introduces yet another source of error. First, if the rules for assigning answers to categories, collectively known as the **coding frame**, are flawed, the variation that is observed will not reflect the true variation in interviewees' replies. Second, there may be variability in the ways in which answers are categorized. As with interviewing, there can be two sources: *intra-coder variability*, whereby the coder varies over time in the way in which the rules for assigning answers to categories are implemented, and *inter-coder variability*, whereby coders differ from each other in the way in which the rules for assigning answers to categories are implemented. If either (or both) source(s) of variability occur, at least part of the variation in interviewees' replies will not reflect true variation and instead will be caused by error.

The closed question sidesteps this problem neatly, because respondents allocate *themselves* to categories. The coding process is then a simple matter of attaching a different number to each category of answer and of entering the numbers into a computer database. It is not surprising, therefore, that this type of question is often referred to as pre-coded, because decisions about the coding of answers are typically undertaken as part of the design of the schedule—that is, before any respondents have actually been asked questions. There is very little opportunity for interviewers or coders to vary in the recording or the coding of answers. Of course, if some

respondents misunderstand any terms in the alternative answers with which they are presented, or if the answers do not adequately cover the appropriate range of possibilities, the question will not provide a valid measure. However, that is a separate issue and one that will be returned to in Chapter 11. The chief point to register about closed questions for the moment is that, when compared to open questions, they reduce one potential source of error *and* are much easier to process for quantitative data analysis.

Other types of interview

The structured interview is by no means the only type of interview, but it is certainly the main type that is likely to be encountered in survey research and in quantitative research generally. Unfortunately, a host of different terms have been employed by writers on research methodology to distinguish the diverse forms of research interview. Key concept 9.2 represents an attempt to capture some of the major terms and types.

All the forms of interview outlined in Key concept 9.2, with the exception of the *structured interview* and the *standardized interview*, are primarily used in connection with qualitative research, and it is in that context that they will be encountered again later in this book. They are rarely used in connection with quantitative research, and survey research in particular, because the absence of standardization in the asking of questions and recording of answers makes respondents' replies difficult to aggregate and to process. This is not to say that they have no role at all. For example, as we will see in Chapter 11, the unstructured or semi-structured interview can have a useful role in relation to developing the fixed-choice alternatives with which respondents are provided in the kind of closed question that is typical of the structured interview.



Key concept 9.2 Major types of interview

- *Structured interview*. See Key concept 9.1.
- *Standardized interview*. See Key concept 9.1.
- *Semi-structured interview*. This is a term that covers a wide range of instances. It typically refers to a context in which the interviewer has a series of questions that are in the general form of an interview schedule but is able to vary the sequence of questions. The questions are frequently somewhat more general in their frame of reference from that typically found in a structured interview schedule. Also, the interviewer usually has some latitude to ask further questions in response to what are seen as significant replies.

- *Unstructured interview*. The interviewer typically has only a list of topics or issues, often called an interview guide or *aide-mémoire*, that are to be covered. The style of questioning is usually informal. The phrasing and sequencing of questions will vary from interview to interview.
- *Intensive interview*. This term is employed by Lofland and Lofland (1995) as an alternative term to the unstructured interview. Spradley (1979) uses the term ethnographic interview to describe a form of interview that is also more or less synonymous with the unstructured interview.
- *Qualitative interview*. For some writers, this term seems to denote an unstructured interview (e.g. Mason 1996), but more frequently it is a general term that embraces interviews of both the semi-structured and unstructured kind (e.g. Rubin and Rubin 1995).
- *In-depth interview*. Like the term 'qualitative interview', this one sometimes refers to an unstructured interview but more often refers to both semi-structured and unstructured interviewing. The use of this term seems to be increasing.
- *Focused interview*. This is a term devised by Merton et al. (1956) to refer to an interview using predominantly open questions to ask interviewees questions about a specific situation or event that is relevant to them and of interest to the researcher.
- *Focus group*. This is the same as the focused interview, but interviewees discuss the specific issue in groups. See Key concept 21.1 for a more detailed definition.
- *Group interview*. Some writers see this term as synonymous with the focus group, but a distinction may be made between the latter and a situation in which members of a group discuss a variety of matters that may be only partially related.
- *Oral history interview*. This is an unstructured or semi-structured interview in which the respondent is asked to recall events from his or her past and to reflect on them. There is usually a cluster of fairly specific research concerns to do with a particular epoch or event, so there is some resemblance to a focused interview (see the section on 'Life history and oral history interviewing' in Chapter 20.).
- *Life history interview*. This is similar to the oral history interview, but the aim of this type of unstructured interview is to glean information on the entire biography of each respondent (see the section on 'Life history and oral history interviewing' in Chapter 20.)



Interview contexts

In an archetypal interview, an interviewer stands or sits in front of the respondent asking the latter a series of questions and writing down the answers. However, there are several possible departures from it, although this archetype is the most usual context for an interview.

More than one interviewee

In the case of group interviews or focus groups, there is more than one, and usually quite a few more than one, respondent or interviewee. Nor is this the only context in which more than one person is interviewed. McKee and Bell (1985), for example, interviewed couples in their study of the impact of male unemployment, while, in

my research on visitors to Disney theme parks, not just couples but often their children took part in the interview as well (Bryman 1999). However, it is very unusual for structured interviews to be used in connection with this kind of questioning. In survey research, it is almost always a specific individual who is the object of questioning. Indeed, in survey interviews it is very advisable to discourage as far as possible the presence and intrusion of others during the course of the interview. Investigations in which more than one person is being interviewed tend to be exercises in qualitative research, though this is not always the case: Pahl's (1990) study of patterns of control of money among couples employed structured interviewing of couples and of husbands and wives separately.

More than one interviewer

This is a very unusual situation in social research, because of the considerable cost that is involved in dispatching two (or indeed more than two) people to interview someone. Bechhofer et al. (1984) describe research in which two people interviewed individuals in a wide range of occupations. However, while their approach achieved a number of benefits for them, their interviewing style was of the unstructured kind that is typically employed in qualitative research, and they argue that the presence of a second interviewer is unlikely to achieve any added value in the context of structured interviewing.

In person or by telephone?

A third way in which the archetype may not be realized is that interviews may be conducted by telephone rather than face-to-face. While telephone interviewing is quite common in commercial fields like market research, where it usually takes the form of computer-assisted telephone interviewing (CATI; see below), it is still far more customary to read reports of studies based on face-to-face interviews in academic social research, but see Research in focus 9.1 for an interesting example.



Research in focus 9.1

A telephone survey of the unemployed in Sweden

Nordenmark and Strandh (1999) report the findings of an interesting study of mental well-being among the unemployed in Sweden. Early in 1996 a national random sample of 3,500 was drawn from a register of all unemployed persons that is maintained by the Swedish Labour Market Board. A telephone survey was conducted with members of the sample. The response rate was 74 per cent. The interview schedule included questions on such issues as 'mental well-being, the economy, work involvement, belief in the future, wage demands and job search behaviour' (Nordenmark and Strandh 1999: 585). Nearly two years later, those who had participated were re-interviewed by telephone with very similar questions. This is, therefore, an example of a *panel study*. The authors inform us that only part (around 6 per cent) of the 26 per cent who did not respond was due to a refusal to participate; the remainder was due to problems of contacting respondents.

There are several advantages of telephone over personal interviews.

- On a like-for-like basis, they are far cheaper and also quicker to administer. This arises because, for personal interviews, interviewers have to spend a great deal of time and money travelling between respondents. This factor will be even more pronounced when a sample is geographically dispersed, a problem that is only partially mitigated for personal interview surveys by strategies like cluster sampling. Of course, telephone interviews take time and hired interviewers have to be paid, but the cost of conducting a telephone interview will still be lower than a comparable personal one. Moreover, the general efficiency of telephone interviewing has been enhanced with the advent and widespread use in commercial circles of computer-assisted telephone interviewing (CATI).
- The telephone interview is easier to supervise than the personal interview. This is a particular advantage when there are several interviewers, since it becomes easier to check on interviewers' transgressions in the asking of questions, such as rephrasing questions or the inappropriate use of probes by the interviewer. Interviews can be tape-recorded so that data quality can be assessed, but this raises issues that relate to data protection and confidentiality, so that this procedure has to be treated cautiously.
- Telephone interviewing has a further advantage, which is to do with evidence (which is not as clear-cut as one might want) that suggests that, in personal interviews, respondents' replies are sometimes affected by characteristics of the interviewer (for example, class, ethnicity) and indeed by his or her mere presence (implying that the interviewees may reply in ways they feel will be deemed desirable by interviewers). The remoteness of the interviewer in telephone interviewing removes this potential source of bias to a significant extent. The interviewer's personal characteristics cannot be seen, and the fact that he or she is

not physically present may offset the likelihood of respondents' answers being affected by the interviewer.

Telephone interviewing suffers from certain limitations when compared to the personal interview.

- People who do not own or who are not contactable by telephone obviously cannot be interviewed by telephone. Since this characteristic is most likely to be a feature of poorer households, the potential for sampling bias exists. Also, many people choose to be ex-directory—that is, they have taken action for their telephone numbers not to appear in a telephone directory. Again, these people cannot be interviewed by telephone. One possible solution to this last difficulty is *random digit dialling*. With this technique, the computer randomly selects telephone numbers within a predefined geographical area. Not only is this a random process that conforms to the rules about probability sampling examined in Chapter 8; it also stands a chance of getting at ex-directory households. But it cannot, of course, gain access to those without a telephone at all.
- Respondents with hearing impairments are likely to find telephone interviewing much more difficult for them than personal interviewing.
- The length of a telephone interview is unlikely to be sustainable beyond 20–25 minutes, whereas personal interviews can be much longer than this (Frey 2004).
- The question of whether response rates (see Key concept 8.2) are lower with surveys by telephone interview than with surveys by personal interview is unclear, in that there is little consistent evidence on this question. However, there is a general belief that telephone interviews achieve slightly lower rates than personal interviews (Frey and Oishi 1995; Shuy 2002; Frey 2004).
- There is some evidence to suggest that telephone interviews fare less well for the asking of questions about sensitive issues, such as drug and alcohol use, income, tax returns, and health. However, the evidence is not entirely consistent on this point, though it is probably sufficient to suggest that, when many questions of this kind are to be used, a personal interview may be superior (Shuy 2002).
- Developments in telephone communications such as the growing use of answerphones and other forms of call screening and of mobile phones have almost certainly had an adverse effect on telephone surveys in terms of response rates and the general difficulty of getting access to respondents through conventional landlines. Households that rely exclusively on mobile phones represent a particular difficulty.
- Telephone interviewers cannot engage in observation. This means that they are not in a position to respond to signs of puzzlement or unease on the faces of respondents when they are asked a question. In a personal interview, the interviewer may respond to such signs by restating the question or attempting to clarify the meaning of the question, though this has to be handled in a standardized way as far as possible. A further issue relating to the inability of the interviewer to observe is that, sometimes, interviewers may be asked to collect subsidiary information in connection with their visits (for example, whether a house is dilapidated). Such information cannot be collected when telephone interviews are employed.
- It is frequently the case that specific individuals in households or firms are the targets of an interview. In other words, simply anybody will not do. This requirement is likely to arise from the specifications of the population to be sampled, which means that people in a certain role or position or with particular characteristics are to be interviewed. It is probably more difficult to ascertain by telephone interview whether the correct person is replying.
- The telephone interviewer cannot readily employ visual aids such as show cards (see below) from which respondents might be asked to select their replies or to use diagrams or photographs.
- There is some evidence to suggest that the quality of data derived from telephone interviews is inferior to that of comparable face-to-face interviews. A series of experiments reported by Holbrook et al. (2003) on the mode of survey administration in the USA using long questionnaires found that respondents interviewed by telephone were more likely to: express no opinion or 'don't know' (see Chapter 11 for more on this issue); to answer in the same way to a series of linked questions; to express socially desirable answers; to be apprehensive about the interview; and to be more likely to be dissatisfied with the time taken by the interviews (even though they were invariably shorter than in the face-to-face mode). Also, telephone interviewees tended to be less engaged with the interview process. While these results should be viewed with caution, since studies like these are bound to be affected by such factors as the use of a large questionnaire on a national sample, they do provide interesting food for thought.

Computer-assisted interviewing

In recent years, increasing use has been made of computers in the interviewing process, especially in commercial survey research of the kind conducted by market research and opinion polling organizations. There are two main formats for computer-assisted interviewing: computer-assisted personal interviewing (CAPI) and computer-assisted telephone interviewing (CATI). A very large percentage of telephone interviews is conducted with the aid of personal computers. Among commercial survey organizations, almost all telephone interviewing is of the CATI kind nowadays, and this kind of interview has become one of the most popular formats for such firms. The main reasons for the growing use of CAPI has been that the increased portability and affordability of 'laptop' computers, and the growth in the number and quality of software packages that provide a platform for devising interview schedules, provide greater opportunity for them to be used in connection with face-to-face interviews. CAPI and CATI have not infiltrated academic survey research to anything like the same degree that they have commercial survey research, although that picture is likely to change considerably because of the many advantages they possess. Indeed, the survey element of the mixed methods study Cultural Capital and Social Exclusion (CCSE), referred to in Research in focus 2.9, was administered by CAPI. In any case, many of the large datasets that are used for secondary analysis (see Chapter 14 for examples) derive from computer-assisted interviewing studies undertaken by commercial or large social research organizations.

With computer-assisted interviewing, the questions that comprise an interview schedule appear on the screen. As interviewers ask each question, they 'key in' the appropriate reply using the keyboard (for open questions) or using a mouse (for closed questions) and proceed to the next question. Moreover, this process has the great advantage that, when *filter questions* (see Tips and skills 'Instructions for interviewers in the use of a filter question') are asked, so that certain answers may be skipped as a result of a person's reply, the computer can be programmed to 'jump' to the next relevant question. This removes the possibility of interviewers inadvertently asking inappropriate questions or failing to ask ones that should be asked. As such, computer-assisted interviewing enhances the degree of control over the interview process and can therefore improve standardization of the asking and recording of questions. However, there is very little evidence to suggest that the quality of data deriving from computer-assisted interviews is demonstrably

superior to comparable paper and pencil interviews (Couper and Hansen 2002). If the interviewer is out in the field all day, he or she can either take a disk with the saved data to the research office or send the data down a telephone line with the aid of a modem. It is possible that technophobic respondents may be a bit alarmed by their use, but, by and large, the use of computer-assisted interviewing seems destined to grow.

For their part, there is evidence that professional interviewers generally like computer-assisted interviewing, often feeling that it improves the image of their occupation, though there are many who are concerned about the problems that might arise from technical difficulties and the inconvenience of correcting errors with a computer as opposed to with a pen. One issue that sometimes disconcerts interviewers is the fact that they can see only part of the schedule at any one time (Couper and Hansen 2002). One potential problem with CAPI and CATI is 'miskeying', where the interviewer clicks on the wrong reply. Whether this is more likely to occur than when the interviewer is using pen and paper is unknown. In the CCSE study, as noted in Research in focus 2.9, qualitative interviews were conducted with some of the survey respondents. In part this was done so that participants in the semi-structured interview phase could be asked about some of the answers they had given in the survey interview. As a result, the researchers found that sometimes the participant had been recorded as giving a particular answer that was in fact incorrect. An example is a respondent who had been recorded as indicating in the survey interview as preferring to eat out in Italian restaurants when in fact it should have been Indian ones (Silva and Wright 2008). As the researchers note, it is impossible to know how this error occurred, but miskeying is one possible reason.

The discussion in the previous section of telephone interviewing and of CATI in this section presumes that the medium is a landline. However, with the huge growth in the use of mobile phones (cellular or cell phones) there is the prospect that these will have a role in future years. Since lists of mobile-phone users are unlikely to be available in the way that telephone directories are, random digit dialing (RDD) is most likely to be employed by researchers seeking to interview by mobile phone. Zuwallack (2009) reports the findings of some CATI projects conducted by mobile phone in the USA on health-related issues. The researchers found that a lot of people hung up when contacted but that those respondents who persisted formed a useful complement to conventional landline telephone surveys because many of them had characteristics often under-represented in such surveys,

such as young adults and minorities. Of particular interest is that a large percentage of respondents lived in households without a landline, suggesting that, if the number of mobile-only households increases, mobile-phone surveys may become increasingly significant. Zuwallack also reports that the mobile-phone survey is more expensive than the equivalent landline CATI survey.

One further point to register in connection with computer-assisted interviewing is that the section has not included **Internet surveys**. The reason for this is that such surveys are more properly considered as using self-completion questionnaires rather than structured interviewing (see Figure 8.2). With such surveys, there is no interviewer in the sense of a person who verbally asks questions. Internet surveys are covered in Chapter 28.



Conducting interviews

Issues concerning the conduct of interviews are examined here in a very general way. In addition to the matters considered here, there is clearly the important issue of how to word the interview questions themselves. This area will be explored in Chapter 11, since many of the rules of question-asking relate to self-completion questionnaire techniques like postal questionnaires as well as to structured interviews. One further general point to make here is that the advice concerning the conduct of interviews provided in this chapter relates to structured interviews. The framework for carrying out the kinds of interviewing conducted in qualitative research (such as unstructured and semi-structured interviewing and focus groups) will be handled in later chapters.

Know the schedule

Before interviewing anybody, an interviewer should be fully conversant with the schedule. Even if you are the only person conducting interviews, make sure you know it inside out. Interviewing can be stressful for interviewers, and it is possible that under duress standard interview procedures like filter questions (see Tips and skills ‘Instructions for interviewers in the use of a filter question’) can cause interviewers to get flustered and miss questions out or ask the wrong questions. If two or more interviewers are involved, they need to be fully trained to know what is required of them and to know their way around the schedule. Training is especially important in order to reduce the likelihood of interviewer variability in the asking of questions, which is a source of error.

Introducing the research

Prospective respondents have to be provided with a credible rationale for the research in which they are being asked to participate and for giving up their valuable

time. This aspect of conducting interview research is of particular significance at a time when response rates to survey research appear to be declining, though, as noted in Chapter 8, the evidence on this issue is the focus of some disagreement. The introductory rationale may be either spoken by the interviewer or written down. In many cases, respondents may be presented with both modes. It comes in spoken form in such situations as when interviewers make contact with respondents on the street or when they ‘cold call’ respondents in their homes in person or by telephone. A written rationale will be required to alert respondents that someone will be contacting them in person or on the telephone to request an interview. Respondents will frequently encounter both forms—for example, when they are sent a letter and then when they ask the interviewer who turns up to interview them what the research is all about. It is important for the two accounts to be consistent, as this could be a test!

Introductions to research should typically contain the bits of information outlined in Tips and skills ‘Topics and issues to include in an introductory statement’. Since interviewers represent the interface between the research and the respondent, they have an important role in maximizing the response rate for the survey. In addition the following points should be borne in mind.

- Interviewers should be prepared to keep calling back if interviewees are out or unavailable. This will require taking into account people’s likely work and leisure habits—for example, there is no point in calling at home on people who work during the day. In addition, people living alone may be reluctant to answer the door when it is dark because of fear of crime.
- Be self-assured. You may get a better response if you presume that people will agree to be interviewed rather than that they will refuse.

- Reassure people that you are not a salesperson. Because of the tactics of certain organizations whose representatives say they are doing market or social research, many people have become very suspicious of people saying they would just like to ask you a few questions.
- Dress in a way that will be acceptable to a wide spectrum of people.
- Make it clear that you will be happy to find a time to suit the respondent.

Rapport

It is frequently suggested that it is important for the interviewer to achieve *rapport* with the respondent. This means that very quickly a relationship must be established that encourages the respondent to want (or at least be prepared) to participate in and persist with the interview. Unless an element of rapport can be established, some respondents may initially agree to be

interviewed but then decide to terminate their participation because of the length of time the interview is taking or perhaps because of the nature of the questions being asked. While this injunction essentially invites the interviewer to be friendly with respondents and to put them at ease, it is important that this quality is not stretched too far. Too much rapport may result in the interview going on too long and the respondent suddenly deciding that too much time is being spent on the activity. Also, the mood of friendliness may result in the respondent answering questions in a way that is designed to please the interviewer. The achievement of rapport between interviewer and respondent is therefore a delicate balancing act. Moreover, it is probably somewhat easier to achieve in the context of the face-to-face interview than in the telephone interview, since in the latter the interviewer is unable to offer obvious visual cues of friendliness such as smiling or maintaining good eye contact, which are also frequently regarded as conducive to gaining and maintaining rapport.



Tips and skills

Topics and issues to include in an introductory statement

There are several issues to include in an introductory statement to a prospective interviewee. The following list comprises the principal considerations.

- Make clear the identity of the person who is contacting the respondent.
- Identify the auspices under which the research is being conducted—for example, a university, a market research agency.
- Mention any research funder, or, if you are a student doing an undergraduate or postgraduate dissertation or doing research for a thesis, make this clear.
- Indicate what the research is about in broad terms and why it is important, and give an indication of the kind of information to be collected.
- Indicate why the respondent has been selected—for example, selected by a random process.
- Make it clear that participation is voluntary.
- Reassure the respondent that he or she will not be identified or be identifiable in any way. This can usually be achieved by pointing out that data are anonymized when they are entered into the computer and that analysis will be conducted at an aggregate level.
- Provide reassurance about the confidentiality of any information provided.
- Provide the respondent with the opportunity to ask any questions—for example, provide a contact telephone number if the introduction is in the form of a written statement, or, if in person, simply ask if the respondent has any questions.

These suggestions are also relevant to the covering letter that accompanies postal questionnaires, except that researchers using this method need to remember to include a stamped-addressed envelope!

Asking questions

It was earlier suggested that one of the aims of the structured interview is to ensure that each respondent is asked exactly the same questions. Recall that in Thinking deeply 9.1 it was pointed out that variation in the ways a question is asked is a potential source of error in survey research. The structured interview is meant to reduce the likelihood of this occurring, but it cannot guarantee that this will not occur, because there is always the possibility that interviewers will embellish or otherwise change a question when it is asked. There is considerable evidence that this occurs, even among centres of social research that have a solid reputation for being rigorous in following correct methodological protocol (Bradburn and Sudman 1979). The problem with such variation in the asking of questions was outlined above: it is likely to engender variation in replies that does not reflect 'true' variation—in other words, error. Consequently, it is important for interviewers to appreciate the importance of keeping exactly to the wording of the questions they are charged with asking.

You might say: 'does it really matter?' In other words, surely small variations to wording cannot make a significant difference to people's replies? While the impact of variation in wording obviously differs from context to context and is in any case difficult to quantify exactly, experiments in question-wording suggest that even small variations in wording can exert an impact on replies (Schuman and Presser 1981). Three experiments in England conducted by Social and Community Planning Research concluded that a considerable number of interview questions is affected by interviewer variability. The researchers estimated that, for about two-thirds of the questions that were considered, interviewers contributed to less than 2 per cent of the total variation in each question (M. Collins 1997). On the face of it, this is a small amount of error, but the researchers regarded it as a cause for concern.

The key point to emerge, then, is the importance of getting across to interviewers the importance of asking questions as they are written. There are many reasons why interviewers may vary question-wording, such as reluctance to ask certain questions, perhaps because of embarrassment (M. Collins 1997), but the general admonition to keep to the wording of the question needs to be constantly reinforced when interviewers are being trained. It also needs to be borne in mind for your own research.

Recording answers

An identical warning for identical reasons can be registered in connection with the recording of answers by interviewers, who should write down respondents' replies as exactly as possible. Not to do so can result in interviewers distorting respondents' answers and hence introducing error. Such errors are less likely to occur when the interviewer has merely to allocate respondents' replies to a category, as in a closed question. This process can require a certain amount of interpretation on the part of the interviewer, but the error that is introduced is far less than when answers to open questions are being written down (Fowler and Mangione 1990).

Clear instructions

In addition to instructions about the asking of questions and the recording of answers, interviewers need instructions about their progress through an interview schedule. An example of the kind of context in which this is likely to occur is in relation to *filter questions*. Filter questions require the interviewer to ask questions of some respondents but not others. For example, the question:

For which political party did you vote at the last general election?

presumes that the respondent did in fact vote. This option can be reflected in the fixed-choice answers that are provided, so that one of these is a 'did not vote' alternative. However, a better solution is not to presume anything about voting behaviour but to ask respondents whether they voted in the last general election and then to filter out those who did not vote. The foregoing question about the political party voted for can then be asked of those who did in fact vote. Similarly, in a study of meals, there is no point in asking vegetarians lots of questions about eating meat. It will probably work out best to filter vegetarians out and then possibly ask them a separate series of questions. Tips and skills 'Instructions for interviewers in the use of a filter question' provides a simple example in connection with an imaginary study of alcohol consumption. The chief point to register about this example is that it requires clear instructions for the interviewer. If such instructions are not provided, there is the risk that either respondents will be asked inappropriate questions (which can be irritating for them) or

the interviewer will inadvertently fail to ask a question (which results in missing information).

Question order

In addition to interviewers being warned about the importance of not varying the asking of questions and the recording of answers, they should be alerted to the importance of keeping to the order of asking questions.

For one thing, varying the question order can result in certain questions being accidentally omitted, because the interviewer may forget to ask those that have been leap-frogged during the interview. Also, variation in question order may have an impact on replies: if some respondents have been previously asked a question that they should have been asked whereas others have not, a source of variability in the asking of questions will have been introduced and therefore a potential source of error.



Tips and skills

Instructions for interviewers in the use of a filter question

Each of the following questions includes an instruction to the interviewer about how to proceed.

1. Have you consumed any alcoholic drinks in the last twelve months?

Yes

No

(if **No** proceed to question 4)

2. (To be asked if interviewee replied **Yes** to question 1)

Which of the following alcoholic drinks do you consume most frequently?

(Ask respondent to choose the category that he or she drinks most frequently and tick one category only.)

Beer

Spirits

Wine

Liquors

Other specify _____

3. How frequently do you consume alcoholic drinks?

(Ask interviewee to choose the category that comes closest to his or her current practice.)

Daily

Most days

Once or twice a week

Once or twice a month

A few times a year

Once or twice a year

4. (To be asked if interviewee replied **No** to question 1)

Have you ever consumed alcoholic drinks?

Yes

No

Quite a lot of research has been carried out on the general subject of question order, but few if any consistent effects on people's responses that derive from

asking questions at different points in a questionnaire or interview schedule have been unveiled. Different effects have been demonstrated on various occasions.

A study in the USA found that people were less likely to say that their taxes were too high when they had been previously asked whether government spending ought to be increased in a number of areas (Schuman and Presser 1981: 32). Apparently, some people perceived an inconsistency between wanting more spending and lower taxes, and adjusted their answers accordingly. Research on crime victimization in the USA suggests that earlier questions may affect the salience of later issues (Schuman and Presser 1981: 45). Respondents were asked whether they had been victims of crime in the preceding twelve months. Some respondents had been previously asked a series of questions about their attitudes to crime, whereas others had not. Those who had been asked about their attitudes reported considerably more crime than those who had not been asked.

Mayhew (2000) provides an interesting anecdote on question order in relation to the British Crime Survey. Each wave of the BCS has included the question:

Taking everything into account, would you say the police in this area do a good job or a poor job?

In 1988 this question appeared twice by mistake for some respondents! For all respondents it appeared early on, but for around half it also appeared later on in the context of questions on contact with the police. Of those given the question twice, 66 per cent gave the same rating, but 22 per cent gave a more positive rating to the police and just 13 per cent gave a less favourable one. Mayhew suggests that, as the interview wore on, respondents became more sensitized to crime-related issues and more sympathetic to the pressures on the police.

However, it is difficult to draw general lessons from such research, at least in part because experiments in question order do not always reveal clear-cut effects of varying the order in which questions are asked, even in cases where effects might legitimately have been expected. There are two general lessons.

1. Within a survey, question order should not be varied (unless, of course, question order is the subject of the study!).
2. Researchers should be sensitive to the possible implications of the effect of early questions on answers to subsequent questions.

The following rules about question order are sometimes proposed.

- Early questions should be directly related to the topic of the research, about which the respondent has been informed. This removes the possibility that the respondent will be wondering at an early stage in the interview why he or she is being asked apparently irrelevant questions. This injunction means that personal questions about age, social background, and so on should *not* be asked at the beginning of an interview.
- As far as possible, questions that are more likely to be salient to respondents should be asked early in the interview schedule, so that their interest and attention are more likely to be secured. This suggestion may conflict with the previous one, in that questions specifically on the research topic may not be obviously salient to respondents, but it implies that as far as possible questions relating to the research topic that are more likely to grab their attention should be asked at or close to the start of the interview.
- Potentially embarrassing questions or ones that may be a source of anxiety should be left till later. In fact, research should be designed to ensure that, as far as possible, respondents are not discomfited, but it has to be acknowledged that with certain topics this effect may be unavoidable.
- With a long schedule or questionnaire, questions should be grouped into sections, since this allows a better flow than skipping from one topic to another.
- Within each group of questions, general questions should precede specific ones. Tips and skills 'A sequence of questions on the topic of identity cards' provides an illustration of such a sequence, which follows the recommendations of Gallup (1947, cited in Foddy 1993: 61–2). The example is concerned to demonstrate how the approach might operate in connection with identity cards, which have been an area of discussion and some controversy in the UK in recent years. The question order sequence is designed with a number of features in mind. It is designed to establish people's levels of knowledge of identity cards before asking questions about it and to distinguish those who feel strongly about it from those who do not. According to Foddy (1993), the second question is always open ended, so that respondents' frames of references can be established with respect to the topic at hand. However, it seems likely that, if sufficient pilot research has been carried out, a closed question could be envisaged, a point that applies equally to question 4.



Tips and skills

A sequence of questions on the topic of identity cards

1. Have you heard of identity cards?
Yes ____ No ____
2. What are your views about identity cards?
3. Do you favour or not favour identity cards?
Favour ____ Not favour ____
4. Why do you favour (not favour) identity cards?
5. How strongly do you feel about this?
Very strongly ____
Fairly strongly ____
Not at all strongly ____

- A further aspect of the rule that general questions should precede specific ones is that it has been argued that, when a specific question comes before a general one, the aspect of the general question that is covered by the specific one is discounted in the minds of respondents because they feel they have already covered it. Thus, if a question about how people feel about the amount they are paid precedes a general question about job satisfaction, there are grounds for thinking that respondents will discount the issue of pay when responding about job satisfaction.
 - It is sometimes recommended that questions dealing with opinions and attitudes should precede questions to do with behaviour and knowledge. This is because it is felt that behaviour and knowledge questions are less affected by question order than questions that tap opinions and attitudes.
 - During the course of an interview, it sometimes happens that a respondent provides an answer to a question that is to be asked later in the interview. Because of the possibility of a question order effect, when the interviewer arrives at the question that appears already to have been answered, it should be repeated.
- However, question order effects remain one of the more frustrating areas of structured interview and questionnaire design, because of the inconsistent evidence that is found and because it is difficult to formulate generalizations or rules from the evidence that does point to their operation. An interesting discussion about question order took place some years ago in connection with the study of social class and is discussed in Thinking deeply 9.2.



Thinking deeply 9.2

A debate about question order

An interesting case of the issue of question order becoming a focus of controversy is provided by the research on social class by Marshall et al. (1988), which is referred to in more detail in Research in focus 7.4 and 9.2. In a critique of the research, Saunders (1989) argues that it reveals what he calls 'socialist preconceptions', implying that values overtly intruded into the research (see Figure 2.3). Saunders argues that one way in which this was revealed was the sheer weight of questions about social class prior to respondents being asked about the groups to which they saw themselves as belonging. Saunders (1989: 4) writes:

A glance at their questionnaire reveals that respondents were bombarded with questions about class right from the start of the interview. Following no fewer than 28 detailed questions about the class system, respondents were then asked if they thought they belonged to any social class and whether there was, by any chance, any other grouping they identified with apart from their class. Not surprisingly, most agreed that they did belong to one class or another . . . and that they could not think of any other identity. . . . Armed with their 'findings', the authors then conclude that we are all class-oriented after all and that other identities are far less important.

Two of the book's authors replied with a spirited rebuttal. They replied that

the question about class was preceded by 30 substantive items. Six of these have no obvious relationship to the issue of social identities; for example, they elicit perceptions of Britain's economic performance. . . . No less than 17 . . . were specifically designed to make interviewees see the world in terms other than those of social class. They invited people to think of themselves as consumers . . . as voters . . . as members of ethnic or gender groupings; as employees . . . in short, as everything but members of an identifiable social class. Interviewees were also asked whether there were 'any important conflicts in Britain today' before the word social class was ever mentioned. Then, and only then, were they quizzed about their perception of Britain as a specifically class society. (Marshall and Rose 1989: 5)

This is an interesting debate because it raises the issue of the role of values and bias in social research and also because it relates to the issue of question order while demonstrating the difficulty of being definitive about the issue. For example, while Marshall and Rose's reply is convincing, it might be that it is the *relative number* of questions about social class preceding questions of identity that may have been influential and to which Saunders alludes. Nonetheless, the debate usefully demonstrates the difficulty of producing conclusive evidence about question order effects.

Probing

Probing is a highly problematic area for researchers employing a structured interview method. It frequently happens in interviews that respondents need help with their answers. One obvious case is where it is evident that they do not understand the question—they may either ask for further information or it is clear from what they say that they are struggling to understand the question or to provide an adequate answer. The second kind of situation the interviewer faces is when the respondent does not provide a sufficiently complete answer and has to be probed for more information. The problem in either situation is obvious: the interviewer's intervention may influence the respondent, and the nature of interviewers' interventions may differ. A potential source of variability in respondents' replies that does not reflect 'true' variation is introduced—that is, error.

Some general tactics with regard to probes are as follows.

- If further information is required, usually in the context of an open question, standardized probes can be employed, such as 'Could you say a little more about that?' or 'Are there any other reasons why you think that?' or simply 'mmmm . . . ?'.
- If the problem is that when presented with a closed question the respondent replies in a way that does not allow the interviewer to select one of the pre-designed answers, the interviewer should repeat the fixed-choice alternatives and make it apparent that the answer needs to be chosen from the ones that have been provided.
- If the interviewer needs to know about something that requires quantification, such as the number of visits to building societies in the last four weeks or the number of building societies in which the respondent has accounts, but the respondent resists this by answering in general terms ('quite often' or 'I usually go to the building society every week'), the interviewer needs to persist with securing a number from the respondent. This will usually entail repeating the question. The interviewer should not try to second guess a figure on the basis of the respondent's reply and then suggest that figure to him or her, since the latter may be unwilling to demur from the interviewer's suggested figure.

However, from the point of view of standardizing the asking of questions in surveys using structured interviewing, probing should be kept to a minimum (assuming it cannot be eliminated) because it introduces error. This occurs because it is impossible for interviewers to probe in a consistent manner and because interviewer effects are more likely to occur, whereby characteristics of the interviewer have an impact on the respondent's replies (Groves et al. 2004: 281–2).

Prompting

Prompting occurs when the interviewer suggests a possible answer to a question to the respondent. The key prerequisite here is that all respondents receive the same prompts. All closed questions entail standardized prompting, because the respondent is provided with a list of possible answers from which to choose. An unacceptable approach to prompting would be to ask an open question and to suggest possible answers only to some respondents, such as those who appear to be struggling to think of an appropriate reply.

During the course of a face-to-face interview, there are several circumstances in which it will be better for the interviewer to use 'show cards' rather than rely on reading out a series of fixed-choice alternatives. Show cards (sometimes called 'flash cards') display all the answers from which the respondent is to choose and are handed to the respondent at different points of the interview. Three kinds of context in which it might be preferable to employ show cards rather than to read out the entire set of possible answers are as follows.

- There may be a very long list of possible answers. For example, respondents may be asked which daily newspaper they each read most frequently. To read out a list of newspapers would be tedious, and it is probably better to hand the respondent a list of newspapers from which to choose.
- Sometimes, during the course of interviews, respondents are presented with a group of questions to which the same possible answers are attached. An example of this strategy is Likert scaling, an approach to attitude measurement that was discussed in Key concept 7.2. The components of a Likert scale are often referred to as *items* rather than as *questions*, since strictly speaking respondents are not being asked questions but are presented with statements to which they are asked to indicate their levels of agreement. See Research in focus 7.2 and 7.5 for examples. It would be excruciatingly dull to read out all five or seven possible answers ten times. Also, it may be expecting too much of respondents to read out the answers once and then require them to keep the possible answers in their heads for the entire batch of questions to which they apply. A show card that can be used for the entire batch and to which respondents can constantly refer is an obvious solution. As was mentioned in Key concept 7.2, most Likert scales of this kind comprise five levels of agreement/disagreement, and it is this more conventional approach that is illustrated in the show card in Tips and skills 'A show card'.



Tips and skills

A show card

Card 6

Strongly agree

Agree

Undecided

Disagree

Strongly disagree

- Some people are not keen to divulge personal details such as their age or their income. One way of neutralizing the impact of such questioning is to

present respondents with age or income bands with a letter or number attached to each band. They can then be asked to say which letter/number applies to

them (see Tips and skills 'Another show card'). This procedure will obviously not be appropriate if the research requires *exact* ages or incomes. It may be

extendable to sensitive areas such as number of sexual partners or sexual practices for the same kinds of reason.



Tips and skills

Another show card

Card 11

1. Below 20
2. 20–29
3. 30–39
4. 40–49
5. 50–59
6. 60–69
7. 70 and over



Student experience

The need for structure in a survey interview

Joe Thompson's survey research on students and their views of accommodation and facilities at his university was part of a team project. After he and other members of his team had piloted the interview schedule, they decided that it was not sufficiently structured. They felt that they needed to impose more structure and decided to use show cards (he refers to them by their other common name 'cue cards').

The group therefore used opportunistic sampling to test if the questionnaire would be successful when applied in a social setting, having to give the questionnaire to one person over the week. The following week the group discussed the issues they had encountered when carrying out the pilot questionnaire, raising amongst others the concern of not having a standard interview procedure, which would mean that certain biases could affect the results. Therefore the group decided they would use cue cards when giving the options in answer to the question, so as to avoid leading questions, etc. After these changes were implemented, the final version of the questionnaire was produced.



To read more about Joe's research experiences, go to the Online Resource Centre that accompanies this book at: www.oxfordtextbooks.co.uk/orc/brymansrm4e/

Leaving the interview

Do not forget common courtesies like thanking respondents for giving up their time. But the period immediately after the interview is one in which some care is necessary, in that sometimes respondents try to engage the interviewer in a discussion about the purpose of the interview. Interviewers should resist elaboration beyond

their standard statement, because respondents may communicate what they are told to others, which may bias the findings.

Training and supervision

On several occasions, reference has been made to the need for interviewers to be trained. The standard texts on

survey research and on interviewing practice tend to be replete with advice on how best to train interviewers. Such advice is typically directed at contexts in which a researcher hires an interviewer to conduct a large amount or even all the interviews. It also has considerable importance in research in which several interviewers (who may be either collaborators or hired interviewers) are involved in a study, since the risk of interviewer variability in the asking of questions needs to be avoided.

For many readers of this book who are planning to do research, such situations are unlikely to be relevant because they will be 'lone' researchers. You may be doing an undergraduate dissertation, or an exercise for a research methods course, or you may be a postgraduate conducting research for a Master's dissertation or for a thesis. Most people in such a situation will not have the luxury of being able to hire a researcher to do any interviewing (though you may be able to find someone to help you a little). When interviewing on your own, you must in a sense train yourself to follow the procedures and advice provided above. This is a very different situation from a large research institute or market research agency, which relies on an army of hired interviewers who carry out the interviews. Whenever people other than the lead researcher are involved in interviewing, they will need training and supervision in the following areas:

- contacting prospective respondents and providing an introduction to the study;
- reading out questions as written and following instructions in the interview schedule (for example, in connection with filter questions);
- using appropriate styles of probing;
- recording exactly what is said;
- maintaining an interview style that does not bias respondents' answers.

Fowler (1993) cites evidence that suggests that training of less than one full day rarely creates good interviewers.

Supervision of interviewers in relation to these issues can be achieved by:

- checking individual interviewers' response rates;
- tape-recording at least a sample of interviews;
- examining completed schedules to determine whether any questions are being left out or if they are being completed properly;
- call-backs on a sample of respondents (usually around 10 per cent) to determine whether they were interviewed and to ask about interviewers' conduct.

Research in focus 9.2 provides an example of some of the ingredients of research involving multiple interviewers.



Research in focus 9.2

An example of research involving multiple interviewers

This example is taken from the study by Marshall et al. (1988), a team of sociologists from the University of Essex, of social class in modern Britain (see Research in focus 7.4). The interviewing was carried out by a leading independent social research institute, Social and Community Planning Research (SCPR). The research aimed to achieve a sample of 2,000 respondents (1,770 was the number actually achieved; see Research in focus 8.1 for details of the sampling procedure).

One hundred and twenty-three interviewers were employed on the survey. Six full-time briefing sessions were held, all of which were attended by a member of the Essex team, and interviewers were also given a full set of written instructions. The first three interviews conducted by each interviewer were subjected to an immediate thorough checking in order that critical comments, where appropriate, could be conveyed. During the course of fieldwork the work of interviewers was subject to personal recall. Ten per cent of issued addresses were re-issued for recall . . . In addition, 36 interviewers were accompanied in the field by supervisors . . . (Marshall et al. 1988: 291)



Problems with structured interviewing

While the structured interview is a commonly used method of social research, certain problems associated with it have been identified over the years. These problems are not necessarily unique to the structured interview, in that they can sometimes be attributed to kindred methods, such as the self-completion questionnaire in survey research or even semi-structured interviewing in qualitative research. However, it is common for the structured interview to be seen as a focus for the identification of certain limitations, which are briefly examined below.

Characteristics of interviewers

There is evidence that interviewers' attributes can have an impact on respondents' replies, but, unfortunately, the literature on this issue does not lend itself to definitive generalizations. In large part, this ambiguity in the broader implications of experiments relating to the effects of interviewer characteristics is due to several problems, such as: the problem of disentangling the effects of interviewers' different attributes from each other (race, gender, socio-economic status); the interaction between the characteristics of interviewers and the characteristics of respondents; and the interaction between any effects observed and the topic of the interview. Nonetheless, there is undoubtedly some evidence that effects due to characteristics of interviewers can be discerned.

The ethnicity of interviewers is one area that has attracted some attention. Schuman and Presser (1981) cite a study that asked respondents to nominate two or three of their favourite actors or entertainers. Respondents were much more likely to mention black actors or entertainers when interviewed by black interviewers than when interviewed by white ones. Schuman and Converse (1971) interviewed 619 black Detroiters shortly after Martin Luther King's assassination in 1969. The researchers found significant differences in the answers given between black and white interviewers in around one-quarter of the questions asked.

Although this proportion is quite disturbing, the fact that the majority of questions appear to have been largely unaffected does not give rise to a great deal of confidence that a consistent biasing factor is being uncovered. Similarly inconclusive findings tend to occur in relation to experiments with other sets of characteristics of

interviewers. These remarks are not meant to play down the potential significance of interviewers' characteristics for measurement error, but to draw attention to the limitations of drawing conclusive inferences about the evidence. All that needs to be registered at this juncture is that almost certainly the characteristics of interviewers do have an impact on respondents' replies but that the extent and nature of the impact are not clear and are likely to vary from context to context.

Response sets

Some writers have suggested that the structured interview is particularly prone to the operation among respondents of what Webb et al. (1966: 19) call 'response sets', which they define as 'irrelevant but lawful sources of variance'. This form of response bias is especially relevant to multiple-indicator measures (see Chapter 7), where respondents reply to a battery of related questions or items, of the kind found in a Likert scale (see Key concept 7.2). The idea of a response set implies that people respond to the series of questions in a consistent way but one that is irrelevant to the concept being measured. Two of the most prominent types of response set are known as the 'acquiescence' (also known as the 'yeasaying' and 'naysaying' effect) and the **social desirability** effect.

Acquiescence

Acquiescence refers to a tendency for some people consistently to agree or disagree with a set of questions or items. Imagine a respondent who replied with agreement to all the items in Research in focus 7.2. The problem is that agreement with some of the items implies a low level of commitment to work (items 1–4), whereas agreement with others implies a high level of commitment to work (items 5–10). One of the reasons why researchers who employ this kind of multiple-item measure use wordings that imply opposite stances (that is, some items implying a high level of commitment and others implying a low level of commitment to work) is to weed out those respondents who appear to be replying within the framework of an acquiescence response set.

Social desirability bias

The social desirability effect refers to evidence that some respondents' answers to questions are related to their

perception of the social desirability of those answers. An answer that is perceived to be socially desirable is more likely to be endorsed than one that is not. This phenomenon has been demonstrated in studies on mental health using psychiatric inventories. These inventories are meant to be concerned not with chronic mental illness but with minor neuroses and anxieties. Research in New York by Dohrenwend (1966) noted that Puerto Ricans tended to score much higher on the inventory that he administered than other ethnic groups. He found that this tendency was not due to a higher level of mental illness in this ethnic group, but to the effect of social desirability in respondents' answers. Puerto Ricans were much less likely than the other ethnic groups to perceive the items in the inventory as undesirable. This meant that what the researcher had found was a link not between ethnicity and mental health, but between ethnicity and perceptions of the social desirability of mental health inventory items. Later research suggested that variation in the social desirability of mental illness symptoms was related to the perceived prevalence of those symptoms among the respondent's friends and acquaintances (Phillips 1973). The presence of social desirability effects has been demonstrated in other settings (e.g. Arnold and Feldman 1981).

In so far as these forms of response error go undetected, they represent sources of error in the measurement of concepts. However, while some writers have proposed outright condemnation of social research on the basis of evidence of response sets (e.g. Phillips 1973), it is important not to get carried away with such findings. We cannot be sure how prevalent these effects are, and to some extent awareness of them has led to measures to limit their impact on data (for example, by weeding out cases obviously affected by them or by instructing interviewers to limit the possible impact of the social desirability effect by not becoming overly friendly with respondents and by not being judgemental about their replies).

The problem of meaning

A critique of survey interview data and findings gleaned from similar techniques was developed by social scientists influenced by phenomenological and other interpretivist ideas of the kinds touched on in Chapter 2 (Cicourel 1964, 1982; Filmer et al. 1972; Briggs 1986; Mishler 1986). This critique revolves around what is often referred to in a shorthand way as the 'problem of meaning'. The kernel of the argument is that when humans communicate they do so in a way that not only

draws on commonly held meanings but also simultaneously creates meanings. 'Meaning' in this sense is something that is worked at and achieved—it is not simply pre-given. Allusions to the problem of meaning in structured interviewing draw attention to the notion that survey researchers presume that interviewer and respondent share the same meanings of terms employed in the interview questions and answers. In fact, the problem of meaning implies that the possibility that interviewer and respondent may not be sharing the same meaning systems and hence imply different things in their use of words is simply sidestepped in structured interview research. The problem of meaning is resolved by ignoring it.

The feminist critique

The feminist critique of structured interviewing is difficult to disentangle from the critique launched against quantitative research in general, which was briefly outlined in Chapter 2. However, for many feminist social researchers the structured interview symbolizes more readily than other methods the limitations of quantitative research, partly because of its prevalence but also partly because of its nature. By 'its nature' is meant the fact that the structured interview epitomizes the asymmetrical relationship between researcher and subject that is seen as an ingredient of quantitative research: the researcher extracts information from the research subject and gives nothing in return. For example, standard textbook advice of the kind provided in this chapter implies that rapport is useful to the interviewer but he or she should guard against becoming too familiar. This means that questions asked by respondents (for example, about the research or about the topic of the research) should be politely but firmly rebuffed on the grounds that too much familiarity should be avoided and because the respondents' subsequent answers may be biased.

This is perfectly valid and appropriate advice from the vantage point of the canons of structured interviewing with its quest for standardization and for valid and reliable data. However, from the perspective of feminism, when women interview women a wedge is hammered between them that, in conjunction with the implication of a hierarchical relationship between the interviewer and respondent, is incompatible with its values. An impression of exploitation is created, but exploitation of women is precisely what feminist social science seeks to fight against. Oakley (1981) found in her research on childbirth that she was frequently asked questions by

her respondents. It was these questions that typified the problems of being a feminist interviewing women.

The dilemma of a feminist interviewer interviewing women could be summarised by considering the practical application of some of the strategies recommended in the textbooks for meeting interviewees' questions. For example, these advise that such questions as 'Which hole does the baby come out of?' 'Does an epidural ever paralyse women?' and 'Why is it dangerous to leave a small baby alone in the house?' should be met with such responses from the interviewer as 'I guess I haven't thought enough about it to give a good answer right now', or 'a head-shaking gesture which suggests "that's a hard one"' (Goode and Hatt [1952: 198]). (Oakley 1981: 48)

Such advice still appears in textbooks concerned with survey research. For example, Groves et al. (2004: 283) supply the following advice:

1. Interviewers should refrain from expressing views or opinions on the topics covered by the survey instrument.
2. Interviewers should refrain from presenting any personal information that might provide a bias for inferring what their preferences or values might be that are relevant to the content of the interview.
3. Although a little informal chatting about neutral topics, such as the weather or pets, may help to free up communication, for the most part, interviewers should focus on the task.

This is in fact good advice from the point of view of reducing error that might arise from the interviewer influencing or biasing the interviewee's replies. As such, it is likely to reduce error arising from the influence of the interviewer.

Oakley's point is that to act according to such canons of textbook practice would be irresponsible for a feminist in such a situation. It was this kind of critique of structured interviewing and indeed of quantitative research in general that ushered in a period in which a great many feminist social researchers found qualitative research more compatible with their goals and norms. In terms of interviewing, this trend resulted in a preference for forms of interviewing such as unstructured and semi-structured interviewing and focus groups. These will be the focus of later chapters. However, as noted in Chapter 2, there has been some softening of attitudes towards the role of quantitative research among feminist researchers. For example, Walby and Myhill (2001) have shown how surveys of violence against women that are dedicated to uncovering such violence (rather than general crime surveys like the BCS) reveal higher levels than are often thought to occur. By paying greater attention to issues like greater privacy in the interview and special training in sensitive interviewing, dedicated surveys in some countries have proved highly instructive about the causes and incidence of violence against women. Such research, which is based on structured interviewing, would not seem to be inconsistent with the goals of most feminist researchers and indeed may be of considerable significance for many women. Nonetheless, there is still a tendency for qualitative research to remain the preferred research strategy for many feminist researchers.



Key points

- The structured interview is a research instrument that is used to standardize the asking and often the recording of answers in order to keep interviewer-related error to a minimum.
- The structured interview can be administered in person or over the telephone.
- It is important to keep to the wording and order of questions when conducting survey research by structured interview.
- While there is some evidence that interviewers' characteristics can influence respondents' replies, the findings of experiments on this issue are somewhat equivocal.
- Response sets can be damaging to data derived from structured interviews and steps need to be taken to identify respondents exhibiting them.
- The structured interview symbolizes the characteristics of quantitative research that feminist researchers find distasteful: in particular, the lack of reciprocity and the taint of exploitation.



Questions for review

The structured interview

- Why is it important in interviewing for survey research to keep interviewer variability to a minimum?
- How successful is the structured interview in reducing interviewer variability?
- Why might a survey researcher prefer to use a structured rather than an unstructured interview approach for gathering data?
- Why do structured interview schedules typically include mainly closed questions?

Interview contexts

- Are there any circumstances in which it might be preferable to conduct structured interviews with more than one interviewer present?
- 'Given the lower cost of telephone interviewing compared to face-to-face interviews, the former is generally preferable.' Discuss.

Conducting interviews

- Prepare an opening statement for a study of manual workers in a firm, to which access has already been achieved.
- To what extent is rapport an important ingredient of structured interviewing?
- How strong is the evidence that question order can significantly affect answers?
- How strong is the evidence that interviewers' characteristics can significantly affect answers?
- What is the difference between probing and prompting? How important are they and what dangers are lurking with their use?

Problems with structured interviewing

- What are response sets and why are they potentially important?
 - What are the main issues that lie behind the critique of structured interviewing by feminist researchers?
-



Online Resource Centre

www.oxfordtextbooks.co.uk/orc/brymansrm4e/


Visit the Online Resource Centre that accompanies this book to enrich your understanding of structured interviewing. Consult web links, test yourself using multiple choice questions, and gain further guidance and inspiration from the Student Researcher's Toolkit.

10

Self-completion questionnaires

Chapter outline

Introduction	232
Self-completion questionnaire or postal questionnaire?	232
Evaluating the self-completion questionnaire in relation to the structured interview	233
Advantages of the self-completion questionnaire over the structured interview	233
Disadvantages of the self-completion questionnaire in comparison with the structured interview	234
Steps to improve response rates to postal questionnaires	236
Designing the self-completion questionnaire	237
Do not cramp the presentation	237
Clear presentation	237
Vertical or horizontal closed answers?	237
Clear instructions about how to respond	239
Keep question and answers together	239
Diaries as a form of self-completion questionnaire	239
Advantages and disadvantages of the diary as a method of data collection	243
<i>Key points</i>	243
<i>Questions for review</i>	243





Chapter guide

Questionnaires that are completed by respondents themselves are one of the main instruments for gathering data using a social survey design, along with the structured interview that was covered in the previous chapter. Until the Internet became a platform for administering questionnaires (see Chapter 28), probably the most common form was the mail or postal questionnaire. The term 'self-completion questionnaire' is often used because it is somewhat more inclusive than 'postal questionnaire'. This chapter explores:

- the advantages and disadvantages of the questionnaire in comparison to the structured interview;
- how to address the potential problem of poor response rates, which is often a feature of the postal questionnaire;
- how questionnaires should be designed in order to make answering easier for respondents and less prone to error;
- the use of diaries as a form of self-completion questionnaire.

Introduction

In a very real sense, the bulk of the previous chapter was about questionnaires. The structured interview is in many, if not most, respects a questionnaire that is administered by an interviewer. However, there is a

tendency, which borders on a convention, to reserve the term 'questionnaire' for contexts in which a battery of usually closed questions is completed by respondents themselves.



Self-completion questionnaire or postal questionnaire?

The **self-completion questionnaire** is sometimes referred to as a **self-administered questionnaire**. The former term will be followed in this book. With a self-completion questionnaire, respondents answer questions by completing the questionnaire themselves. As a method, the self-completion questionnaire can come in several different forms. Probably the most prominent of these forms is the **postal or mail questionnaire**, whereby, as its name implies, a questionnaire is sent through the post to the respondent. The latter, following completion of the instrument, is usually asked to return it by post; an alternative form of return is when respondents are requested to deposit their completed questionnaires in a certain location, such as a box in a school common room or in a supervisor's office in a firm. 'Postal' is used rather than mail to distinguish questionnaires that are sent out through the postal system from email questionnaires, which are discussed in Chapter 28. The term 'self-completion questionnaire' also covers forms of administration, such as

when a researcher hands out questionnaires to all students in a class and collects them back after they have been completed. For example, Smith and McVie (2003) describe their use of such an instrument for their longitudinal cohort study of crime in relation to transformations during youth and adolescent development among a large sample of young people in Edinburgh. They write:

In general, questionnaires were completed by a whole class under the supervision of one or two researchers. . . . Desks were spaced out as much as possible, and in most cases questionnaires were completed in exam-like conditions, with talking strongly discouraged, and little or no overlooking of others' questionnaires. (Smith and McVie 2003: 183)

In this case, we can see that the questionnaire is self-administered but is neither sent out nor returned through the postal system. This might be described as a 'supervised

self-completion questionnaire'. 'Self-completion questionnaire' is, therefore, a more inclusive term than 'postal questionnaire', though it is probably true to say that the latter is the most prominent form of the self-completion questionnaire.

In the discussion that follows, when points apply to more or less all forms of self-completion questionnaire, this term will be employed. When points apply specifically or exclusively to questionnaires sent through the post, the term 'postal questionnaire' will be used.



Evaluating the self-completion questionnaire in relation to the structured interview

In many ways, the self-completion questionnaire and the structured interview are very similar methods of social research. The obvious difference between them is that, with the self-completion questionnaire, there is no interviewer to ask the questions; instead, respondents must read each question themselves and answer the questions themselves. Beyond this obvious, but central, difference, they are remarkably similar. However, because there is no interviewer in the administration of the self-completion questionnaire, the research instrument has to be especially easy to follow and its questions have to be particularly easy to answer. After all, respondents cannot be trained in the way interviewers can be; nor do they know their way around a research instrument in the way a 'lone researcher' might.

As a result, self-completion questionnaires, as compared to structured interviews, tend to:

- have fewer open questions, since closed ones tend to be easier to answer;
- have easy-to-follow designs to minimize the risk that the respondent will fail to follow filter questions or will inadvertently omit a question;
- be shorter to reduce the risk of 'respondent fatigue', since it is manifestly easier for a respondent who becomes tired of answering questions in a long questionnaire to consign it to a waste paper bin rather than to terminate an interview.

Advantages of the self-completion questionnaire over the structured interview

Cheaper to administer

Interviewing can be expensive. The cheapness of the self-completion questionnaire is especially advantageous if you have a sample that is geographically widely dispersed. When this is the case, a postal questionnaire

will be much cheaper, because of the time and cost of travel for interviewers. This advantage is obviously less pronounced in connection with telephone interviews, because of the lower costs of telephone charges relative to travel and time spent travelling. But, even in comparison to telephone interviewing, the postal questionnaire enjoys cost advantages.

Quicker to administer

Self-completion questionnaires can be sent out through the post or otherwise distributed in very large quantities at the same time. A thousand questionnaires can be sent out through the post in one batch, but, even with a team of interviewers, it would take a long time to conduct personal interviews with a sample of that size. However, it is important to bear in mind that the questionnaires do not all come back immediately and that they may take several weeks to be returned. Also, there is invariably a need to send out follow-up letters and/or questionnaires to those who fail to return them initially, an issue that will be returned to below.

Absence of interviewer effects

It was noted in Chapter 9 that various studies have demonstrated that characteristics of interviewers (and respondents) may affect the answers that people give. While the findings from this research are somewhat equivocal in their implications, it has been suggested that characteristics such as ethnicity, gender, and the social background of interviewers may combine to bias the answers that respondents provide. Obviously, since there is no interviewer present when a self-completion questionnaire is being completed, interviewer effects are eliminated. However, this advantage probably has to be regarded fairly cautiously, since few consistent patterns have emerged over the years from research to suggest what kinds of interviewer characteristics bias answers. Probably of greater importance to the presence of an interviewer is the tendency for people to be more likely

to exhibit social desirability bias when an interviewer is present. Research by Sudman and Bradburn (1982) suggests that postal questionnaires work better than personal interviews when a question carries the possibility of such bias. There is also a tendency for respondents to under-report activities that induce anxiety or about which they are sensitive. Research summarized by Tourangeau and Smith (1996) strongly suggests that respondents tend to report more drug use and alcohol consumption and a higher number of sexual partners and of abortions in self-completion questionnaires than in structured interviews.

No interviewer variability

Self-completion questionnaires do not suffer from the problem of interviewers asking questions in a different order or in different ways.

Convenience for respondents

Self-completion questionnaires are more convenient for respondents, because they can complete a questionnaire when they want and at the speed that they want to go.

Disadvantages of the self-completion questionnaire in comparison with the structured interview

Cannot prompt

There is no one present to help respondents if they are having difficulty answering a question. It is always important to ensure that the questions that are asked are clear and unambiguous, but this is especially so with the self-completion questionnaire, since there is no interviewer to help respondents with questions they find difficult to understand and hence to answer. Also, great attention must be paid to ensure that the questionnaire is easy to complete; otherwise questions will be inadvertently omitted if instructions are unclear.

Cannot probe

There is no opportunity to probe respondents to elaborate an answer. Probing can be very important when open-ended questions are being asked. Interviewers are often trained to get more from respondents. However, this problem largely applies to open questions, which are not used a great deal in self-completion questionnaire research.

Cannot ask many questions that are not salient to respondents

Respondents are more likely than in interviews to become tired of answering questions that are not very salient

to them, and that they are likely to perceive as boring. Because of the risk of a questionnaire being consigned to a waste paper bin, it is important to avoid including many non-salient questions in a self-completion questionnaire. However, this point suggests that, when a research issue is salient to the respondent, a high response rate is feasible (Altschuld and Lower 1984). This means that, when questions are salient, the self-completion questionnaire may be a good choice for researchers, especially when the much lower cost is borne in mind.

Difficulty of asking other kinds of question

In addition to ensuring that you do not ask too many questions that are not salient to respondents, as previously suggested, it is also important to avoid asking more than a very small number of open questions (because respondents frequently do not want to write a lot). Questions with complex structures, such as filters, should be avoided as far as possible (because respondents often find them difficult to follow).

Questionnaire can be read as a whole

Respondents are able to read the whole questionnaire before answering the first question. When this occurs, none of the questions asked is truly independent of the others. It also means that you cannot be sure that questions have been answered in the correct order. Also, the problem of question order effects (see Chapter 9) may arise. When the questionnaire is being answered in the context of a **Web survey**, it is possible to ensure that the respondent can view only a small number of questions at a time (Chapter 28).

Do not know who answers

With postal questionnaires, you can never be sure whether the right person has answered the questionnaire. If a questionnaire is sent to a certain person in a household, it may be that someone else in that household completes the questionnaire. It is also impossible to have any control over the intrusion of non-respondents (such as other members of a household) in the answering of questions. Similarly, if a questionnaire is sent to a manager in a firm, the task may simply be delegated to someone else. This advantage of the structured interview over the postal questionnaire does not apply when the former is administered by telephone, since the same problem applies. There is a feeling among some commentators that when a self-completion questionnaire is administered over the Internet (a form of administration of questionnaires that is covered in Chapter 28), the problem of not knowing who is replying is exacerbated because

of the propensity of some Web users to assume online identities (Couper 2004).

Cannot collect additional data

With an interview, interviewers might be asked to collect snippets of information about the home, school, firm, or whatever. This is not going to be possible in connection with a postal questionnaire, but if self-completion questionnaires are handed out in a school or firm, it is more feasible to collect such additional data.

Difficult to ask a lot of questions

As signalled above, because of the possibility of 'respondent fatigue', long questionnaires are rarely feasible. They may even result in a greater tendency for questionnaires not to be answered in the first place, since they can be offputting.

Not appropriate for some kinds of respondent

Respondents whose literacy is limited or whose facility with English is restricted will not be able to answer the questionnaire. The second of these difficulties cannot be entirely overcome when interviews are being employed, but the difficulties are likely to be greater with postal questionnaires.

Greater risk of missing data

Partially answered questionnaires are more likely, because of a lack of prompting or supervision, than in

interviews. It is also easier for respondents actively to decide not to answer a question when on their own than when being asked by an interviewer. For example, questions that appear boring or irrelevant to the respondent may be especially likely to be skipped. If questions are not answered, this creates a problem of **missing data** for the variables that are created.

Lower response rates

One of the most damaging limitations is that surveys by postal questionnaire typically result in lower response rates (see Key concept 8.2) than comparable interview-based studies. The significance of a response rate is that, unless it can be proven that those who do not participate do not differ from those who do, there is likely to be the risk of bias. In other words, if, as is likely, there are differences between participants and refusals, it is probable that the findings relating to the sample will be affected. If a response rate is low, it seems likely that the risk of bias in the findings will be greater.

Mangione (1995: 60–1) has provided the following classification of bands of response rate to postal questionnaires:

over 85%	excellent
70–85%	very good
60–69%	acceptable
50–59%	barely acceptable
below 50%	not acceptable



Tips and skills

Response rates

Response rates are important because, the lower a response rate, the more questions are likely to be raised about the representativeness of the achieved sample. In a sense, this is likely to be an issue only with randomly selected samples. With samples that are not selected on the basis of a probability sampling method, it could be argued that the response rate is less of an issue because the sample would not be representative of a population even if everyone participated! Postal questionnaire surveys in particular are often associated with low response rates, and, as Mangione's classification illustrates, according to some authorities a response rate of below 50 per cent is not acceptable. On the other hand, many published articles report the results of studies that are well below this level. In an examination of published studies in the field of organizational research in the years 1979–83, Mitchell (1985) found a range of response rates of 30–94 per cent. Therefore, if you achieve a low response rate, do not despair. Although writers like Mangione (1995) may regard response rates of 30 per cent as unacceptable (and he may be right about this judgement), a great deal of published research also achieves low response rates. The key point is to recognize and acknowledge the implications of the possible limitations of a low response rate. On the other hand, if your research is based on a convenience sample, ironically it could be argued that a low response rate is less significant. Many students find postal and other forms of self-completion questionnaire attractive because of their low cost and quick administration. The point of this discussion is that you should not be put off using such techniques because of the prospect of a low response rate.

Steps to improve response rates to postal questionnaires

Because of the tendency for postal questionnaire surveys to generate lower response rates than comparable structured interview surveys (and the implications this has for the validity of findings), a great deal of thought and research has gone into ways of improving survey response. The following steps are frequently suggested.

- Write a good covering letter explaining the reasons for the research, why it is important, and why the recipient has been selected; mention sponsorship if any, and provide guarantees of confidentiality. The advice provided in Tips and skills 'Topics and issues to include in an introductory statement' (see Chapter 9) in connection with the kind of letter that might go out in advance of a respondent being asked to be interviewed can be followed to good effect.
- Postal questionnaires should always be accompanied by a stamped addressed envelope or, at the very least, return postage.
- Follow up individuals who do not reply at first, possibly with two or three further mailings. The importance of reminders cannot be overstated—they do work. My preferred approach has been to send out a reminder letter to non-respondents two weeks after the initial mailing, reasserting the nature and aims of the survey and suggesting that the person should contact a member of the research team or me to obtain a replacement copy of the questionnaire if the original one has been lost. Then, two weeks after that, all further non-respondents should be sent another letter along with a further copy of the questionnaire. These reminders have a demonstrable effect on the response rate. Some writers argue for further mailings of reminder letters to non-respondents. If a response rate is worryingly low, such further mailings would certainly be desirable.
- Unsurprisingly, shorter questionnaires tend to achieve better response rates than longer ones. However, this is not a clear-cut principle, because it is difficult to specify when a questionnaire becomes 'too long'. Also, the evidence suggests that the effect of the length of questionnaires on response rates cannot be separated very easily from the salience of the topic(s) of the research for respondents and from the nature of the sample. Respondents may be highly tolerant of questionnaires that contain many questions on topics that interest them.
- Clear instructions and an attractive layout improve postal questionnaire response rates. Dillman, Smyth, and Christian (2009), as part of what they call the Tailored Design Method (TDM), recommend darker and/or larger print for questions and lighter and/or smaller print for closed answers. However, as well as attending to the aesthetics of the questionnaire, it is also crucial to ensure that there is consistency in the use of font types and embellishments. For example, if you use a larger print for questions, make sure you do that for all questions and that you do not use larger print for other elements of the questionnaire.
- Do not allow the questionnaire to appear unnecessarily bulky. Dillman et al. (2009) recommend printing the questionnaire in a booklet format or using the photocopier to reduce the size of the questionnaire to fit the booklet format. This format also gives the impression of a more professional approach.
- As with structured interviewing (see Chapter 9), begin with questions that are more likely to be of interest to the respondent. This advice is linked to the issue of salience (see above) but has particular significance in the context of research that may have limited salience for the respondent.
- There is some controversy about how significant for response rates it is to personalize covering letters, by including the respondent's name and address (Baumgartner and Heberlein 1984). However, one of the features of the TDM approach advocated by Dillman et al. (2009) is that these details are supplied on covering letters and each is individually signed.
- I am inclined to the view that, in general, postal questionnaires should comprise as few open questions as possible, since people are often deterred by the prospect of having to write a lot. In fact, many writers on the subject recommend that open questions are used as little as possible in self-completion questionnaires.
- Providing monetary incentives increases the response rate. These are more effective if the money comes with the questionnaire rather than if it is promised once the questionnaire has been returned. Apparently, respondents typically do not cynically take the money and discard the questionnaire! The evidence also suggests that quite small amounts of money have a positive impact on the response rate, but that larger amounts do not necessarily improve the response rate any further.



Designing the self-completion questionnaire

Do not cramp the presentation

Because of the well-known problem of low response rates to the postal questionnaire in particular, it is sometimes considered preferable to make the instrument appear as short as possible in order for it to be less likely to deter prospective respondents from answering. However, this is almost always a mistake. As Dillman et al. (2009) observe, an attractive layout is likely to enhance response rates, whereas the kinds of tactics that are sometimes employed to make a questionnaire appear shorter than it really is—such as reducing margins and the space between questions—make it look cramped and thereby unattractive. Also, if questions are too close together, there is a risk of a tendency for them to be inadvertently omitted.

This is not to say that you should be ridiculously liberal in your use of space, as this does not necessarily provide for an attractive format either and may run the risk of making the questionnaire look bulky. As with so many other issues in social research, a steady course needs to be steered between possible extremes.

Clear presentation

Far more important than making a self-completion questionnaire appear shorter than is the case is to make sure that it has a layout that is easy on the eye, as Dillman et al. (2009) emphasize, and that it facilitates the answering of all questions that are relevant to the respondent. The recommendation of darker and/or larger print for questions and lighter and/or smaller print for closed answers by Dillman et al. is an example of one consideration, but at the very least a variety of print styles (for example, different fonts, print sizes, bold, italics, and capitals) can enhance the appearance *but must be used in a consistent manner*. This last point means that you should ensure that you use one style for general instructions, one for headings, perhaps one for specific instructions (like ‘Go to question 7’), one for questions, and one for closed answers. Mixing print styles, so that one style is sometimes used for both general instructions and questions, can be very confusing for respondents.

Vertical or horizontal closed answers?

Bearing in mind that most questions in a self-completion questionnaire are likely to be of the closed kind, one

consideration is whether to arrange the fixed answers vertically or horizontally. Very often, the nature of the answers will dictate a vertical arrangement because of their sheer length. Many writers prefer a vertical format whenever possible, because, in some cases where either arrangement is feasible, confusion can arise when a horizontal one is employed (Sudman and Bradburn 1982). Consider the following:

What do you think of the Prime Minister’s performance in his job since he took office?

(Please tick the appropriate response)

Very ___ Good ___ Fair ___ Poor ___ Very ___
good poor

There is a risk that, if the questionnaire is being answered in haste, the required tick will be placed in the wrong space—for example, indicating Good when Fair was the intended response. Also, a vertical format more clearly distinguishes questions from answers. To some extent, these potential problems can be obviated through the judicious use of spacing and print variation, but they represent significant considerations. A further reason why vertical alignments can be superior is that they are probably easier to **code**, especially when pre-codes appear on the questionnaire. Very often, self-completion questionnaires are arranged so that to the right of each question are two columns: one for the column in which data relating to the question will appear in a data matrix; the other for all the pre-codes. The latter allows the appropriate code to be assigned to a respondent’s answer by circling it for later entry into the computer. Thus, the choice would be between the formats presented in Tips and skills ‘Closed question with a horizontal format’ and Tips and skills ‘Closed question with a vertical format’. In the second case, not only is there less ambiguity about where a tick is to be placed; the task of coding is easier. However, when there is to be a battery of questions with identical answer formats, as in a Likert scale, a vertical format will take up too much space. One way of dealing with this kind of questioning is to use abbreviations with an accompanying explanation. An example can be found in Tips and skills ‘Formating a Likert scale’. The four items are taken from an eighteen-item Likert scale designed to measure job satisfaction (Brayfield and Rothe 1951).



Tips and skills

Closed question with a horizontal format

What do you think of the Prime Minister's performance in his job since he took office?

(Please tick the appropriate response)

Very good ____ Good ____ Fair ____ Poor ____ Very poor ____ 5 4 3 2 1



Tips and skills

Closed question with a vertical format

What do you think of the Prime Minister's performance in his job since he took office?

(Please tick the appropriate response)

Very good	_____	5
Good	_____	4
Fair	_____	3
Poor	_____	2
Very poor	_____	1



Tips and skills

Formatting a Likert scale

In the next set of questions, you are presented with a statement. You are being asked to indicate your level of agreement or disagreement with each statement by indicating whether you: Strongly Agree (SA), Agree (A), are Undecided (U), Disagree (D), or Strongly Disagree (SD).

(Please indicate your level of agreement by circling the appropriate response)

23. My job is like a hobby to me.

SA A U D SD

24. My job is usually interesting enough to keep me from getting bored.

SA A U D SD

25. It seems that my friends are more interested in their jobs.

SA A U D SD

26. I enjoy my work more than my leisure time.

SA A U D SD

Identifying response sets in a Likert scale

One of the advantages of using closed questions is that they can be pre-coded, thus turning the processing of data for computer analysis into a fairly simple task (see Chapter 11 for more on this). However, some thought has to go into the scoring of the items of the kind presented in Tips and skills 'Formatting a Likert scale'. We might, for example, score question 23 as follows:

Strongly agree = 5

Agree = 4

Undecided = 3

Disagree = 2

Strongly disagree = 1

Accordingly, a high score for the item (5 or 4) indicates satisfaction with the job and a low score (1 or 2) indicates low job satisfaction. The same applies to question 24. However, when we come to question 25, the picture is different. Here, agreement indicates a *lack* of job satisfaction. It is disagreement that is indicative of job satisfaction. We would have to reverse the coding of this item, so that:

Strongly agree = 1

Agree = 2

Undecided = 3

Disagree = 4

Strongly disagree = 5

The point of including such items is to identify people who exhibit response sets, like acquiescence (see Chapter 9). If someone were to agree with all eighteen items, when some of them indicated *lack* of job satisfaction, it is likely that the respondent is affected by a response set, and the answers are unlikely to provide a valid assessment of job satisfaction for that person.

Clear instructions about how to respond

Always be clear about how you want respondents to indicate their replies when answering closed questions. Are they supposed to place a tick by or circle or underline the appropriate answer, or are they supposed to delete inappropriate answers? Also, in many cases it is feasible for the respondent to choose more than one answer—is this acceptable to you? If it is not, you should indicate this in your instructions, for example:

(Please choose the one answer that best represents your views by placing a tick in the appropriate box.)

If you do not make this clear and if some respondents choose more than one answer, you will have to treat their replies as if they had not answered. This possibility increases the risk of missing data from some respondents. If it is acceptable to you for more than one category to be chosen, you need to make this clear, for example:

(Please choose all answers that represent your views by placing a tick in the appropriate boxes.)

It is a common error for such instructions to be omitted and for respondents either to be unsure about how to reply or to make inappropriate selections.

Keep question and answers together

This is a simple and obvious, though often transgressed, requirement—namely, that you should never split a question so that it appears on two separate pages. A common error is to have some space left at the bottom of a page into which the question can be slotted but for the closed answers to appear on the next page. Doing so carries the risk of the respondent forgetting to answer the question or providing an answer in the wrong group of closed answers (a problem that is especially likely when a series of questions with a common answer format is being used, as with a Likert scale).



Diaries as a form of self-completion questionnaire

When the researcher is specifically interested in precise estimates of different kinds of behaviour, the diary warrants serious consideration, though it is still a relatively underused method. The term 'diary' has somewhat different meanings in social research (see Key concept

10.1). It is the first of the three meanings—what H. Elliott (1997) calls the 'researcher-driven diary'—that is the focus of attention here, especially in the context of its use in relation to quantitative research. When employed in this way, the researcher-driven diary functions in a

similar way to the self-completion questionnaire. Equally, it could be said that the researcher-driven diary is an alternative method of data collection to observation. It can be thought of as the equivalent of structured observation (see Chapter 12) in the context of research questions that are framed in terms of quantitative research. With diary methods, observation takes place because the person who completes the diary observes his or her own behaviour.

Corti (1993) distinguishes between 'structured diaries' and 'free-text diaries'. Either may be employed by quantitative researchers. The research on gender and time use in Research in focus 10.1 is an illustration of the structured diary. The specific kind of diary employed in this research is often referred to as a 'time-use diary', in that

it is designed so that diarists can record more or less contemporaneously the amount of time engaged in certain activities, such as food preparation, childcare, selfcare, eating, and so on. Estimates of the amount of time spent in different activities are often regarded as more accurate than questionnaire estimates, because the events are less subject to memory problems or to the tendency to round up or down (Fisher and Layte 2004). However, a time use diary is more intrusive than answering a questionnaire, and it could be argued that it causes changes in behaviour. Sullivan also asked couples to record in the diary the amount of enjoyment they derived from the different activities. This information was also recorded simultaneously and was answered on a five-point **scale**, like a Likert scale.



Key concept 10.1

The diary in social research

There are three major ways in which the term 'diary' has been employed in the context of social research.

1. *The diary as a method of data collection.* Here the researcher devises a structure for the diary and then asks a sample of diarists to complete the instruments so that they record what they do more or less contemporaneously with their activities. H. Elliott (1997) refers to this kind of use of the diary as 'researcher-driven diary'. Such diaries can be employed for the collection of data within the context of both quantitative and qualitative research. Sometimes, the collection of data in this manner is supplemented by a personal interview in which the diarist is asked questions about such things as what he or she meant by certain remarks. This 'diary-interview', as it is often referred to (Zimmerman and Wieder 1977), is usually employed when diarists record their behaviour in prose form rather than simply indicating the amount of time spent on different kinds of activity.
2. *The diary as a document.* The diary in this context is written spontaneously by the diarist and not at the behest of a researcher but may be used as a source for analysis. Diaries in this sense are often used by historians but have some potential for social researchers working on issues that are of social scientific significance. As Scott (1990) observes, the diary in this sense often shades into autobiography. Blogs (Web logs), which represent what might be thought of as an online diary, may also be used as material on which an analysis might be conducted. Diaries as documents will be further addressed in Chapter 23.
3. *The diary as a log of the researcher's activities.* Researchers sometimes keep a record of what they do at different stages as an *aide-mémoire*. For example, the famous social anthropologist Malinowski (1967) kept an infamous log of his activities ('infamous' because it revealed his distaste for the people he studied and his inappropriate involvement with females). It has been suggested that blogs may be used in this way by researchers (Wakeford and Cohen 2008). This kind of diary often shades into the writing of field notes by ethnographers, about which more is written in Chapter 19.



Research in focus 10.1

A diary study to examine gender and time use

Sullivan (1997) reports the findings of a study of the ways in which the experience of domestic time is gendered. She uses data derived from time-use diaries that were collected in the course of conducting research at the household level for the Social Change and Economic Life Initiative (SCELI) studies referred to in Research in focus 7.1. Data were collected from household members over a one-week period, producing diary information for approximately 1,300 individuals. Diarists indicated what they were doing for every fifteen minutes of the day. Because diaries were completed for several members of a household, it was possible to compare the diaries of others in the household to see if they engaged in certain activities simultaneously. The analysis in this article is based on only those couples for whom there were diary data on at least 6.7 days of valid information. This yields data on 408 couples.

Sullivan (1997: 225) writes:

The diary booklet requested diarists to record both what they were doing at each point in time, and whether they were doing anything else at the same time, and the subsequent activity coding allows for up to four simultaneous activities in any one quarter hour. . . . Forty-one major groups of activities are recorded in the SCELI diaries, but for the purposes of this analysis the domestic tasks have been grouped into seven categories . . .

The seven categories were (in rank order of the frequency of overall time spent by women performing the task): cooking; cleaning/clothes care; childcare; shopping; gardening; odd jobs/DIY; and domestic travel. Through an analysis of such data, Sullivan is able to show such things as the differences between men and women and the proportion of time doing tasks together.

Crook and Light (2002) employed time-use diaries within a free-text format. University students were asked to keep a diary for a week of the different kinds of study and learning activity in which they engaged at different times of the day. The diaries were divided into fifteen-minute intervals, so that all students had to indicate for each interval 'details of their activity, location, and any study resources that might be in use' (Crook and Light 2002: 162). The various activities were grouped into three types: classes, private study, and social study (that is, study with a peer). They were able to show the very different patterns and amounts of study typically undertaken during a day.

Using free-text recording of behaviour carries the same kinds of problem as those associated with coding answers to structured-interview open questions—namely, the time-consuming nature of the exercise and the risk of introducing error associated with the coding of answers (see Chapter 11 for a discussion of these issues). However, the free-text approach is less likely to be problematic when diarists can be instructed about what is required and when the kinds of behaviour of interest are rather

focused. It would be much more difficult to code free-text entries relating to general types of behaviour of the kind studied by Sullivan (1997; see Research in focus 10.1). Structured diaries particularly lend themselves to examining cross-cultural differences in time use—see Research in focus 10.2 for an example.

Corti (1993) recommends that the person preparing the diary should

- provide explicit instructions for diarists;
- be clear about the time periods within which behaviour is to be recorded—that is, day, twenty-four hours, week;
- provide a model of a completed section of a diary;
- provide checklists of 'items, events or behaviour' that can jog people's memory—but the list should not become too daunting in length or complexity;
- include fixed blocks of time or columns showing when the designated activities start and finish (for diaries of the kind used by Sullivan (1996), which show how people budget their time).



Research in focus 10.2

Harmonized European Time Use Surveys project

Time-use diaries offer great opportunities for cross-cultural studies. The Harmonized European Time Use Surveys (HETUS) project coordinates time-use diary studies among a wide range of European nations (see Fisher and Layte 2004). The data-collection process entails two diaries—one for a weekday and one for use on a weekend. The fieldwork covers a twelve-month period, so that the varied activities that take place over the period are covered. Diarists complete the instruments themselves and write in their own words what they were doing during each ten-minute interval during the day. These are later coded into clusters of activities. Diarists also supply information about whether anyone else was present and the location of the activity. For more information, see:

http://epp.eurostat.ec.europa.eu/cache/ITY_OFFPUB/KS-RA-08-014/EN/KS-RA-08-014-EN.PDF (accessed 16 December 2010).

The diary is mainly completed on paper, but increasingly diaries of this kind can be completed on computer by clicking with a mouse. See Plate 10.1 for part of a sample one-day diary from the HETUS project.

Plate 10.1

Sample diary entry for the Harmonized European Time Use Surveys project

Adult example page 2/3

Time	What were you doing? <small>Record your main activity for each 10-minute period from 10.00 am to 13.00!</small>	What else were you doing? <small>Record the most important parallel activity.</small>	Where were you? <small>Record the location or the mode of transport</small>	Were you alone or together with somebody you know?					
				Mark "yes" by crossing					
				Alone	With other household members				Other persons that you know
				Partner	Parent member up to 9 years	Household member	Other household member		
10.00-10.10	Work	Coffe break	Workplace	<input type="checkbox"/>	<input type="checkbox"/>	<input type="checkbox"/>	<input type="checkbox"/>	<input type="checkbox"/>	<input checked="" type="checkbox"/>
10.10-10.20				<input checked="" type="checkbox"/>	<input type="checkbox"/>	<input type="checkbox"/>	<input type="checkbox"/>	<input type="checkbox"/>	<input type="checkbox"/>
10.20-10.30				<input checked="" type="checkbox"/>	<input type="checkbox"/>	<input type="checkbox"/>	<input type="checkbox"/>	<input type="checkbox"/>	<input type="checkbox"/>
10.30-10.40				<input checked="" type="checkbox"/>	<input type="checkbox"/>	<input type="checkbox"/>	<input type="checkbox"/>	<input type="checkbox"/>	<input type="checkbox"/>
10.40-10.50				<input checked="" type="checkbox"/>	<input type="checkbox"/>	<input type="checkbox"/>	<input type="checkbox"/>	<input type="checkbox"/>	<input type="checkbox"/>
10.50-11.00				<input checked="" type="checkbox"/>	<input type="checkbox"/>	<input type="checkbox"/>	<input type="checkbox"/>	<input type="checkbox"/>	<input type="checkbox"/>
11.00-11.10				<input checked="" type="checkbox"/>	<input type="checkbox"/>	<input type="checkbox"/>	<input type="checkbox"/>	<input type="checkbox"/>	<input type="checkbox"/>
11.10-11.20				<input checked="" type="checkbox"/>	<input type="checkbox"/>	<input type="checkbox"/>	<input type="checkbox"/>	<input type="checkbox"/>	<input type="checkbox"/>
11.20-11.30				<input checked="" type="checkbox"/>	<input type="checkbox"/>	<input type="checkbox"/>	<input type="checkbox"/>	<input type="checkbox"/>	<input type="checkbox"/>
11.30-11.40	Lunch break: had lunch	Talked with colleagues	Canteen	<input type="checkbox"/>	<input type="checkbox"/>	<input type="checkbox"/>	<input type="checkbox"/>	<input type="checkbox"/>	<input checked="" type="checkbox"/>
11.40-11.50	--	--	--	<input type="checkbox"/>	<input type="checkbox"/>	<input type="checkbox"/>	<input type="checkbox"/>	<input type="checkbox"/>	<input checked="" type="checkbox"/>
11.50-12.00	--	--	--	<input type="checkbox"/>	<input type="checkbox"/>	<input type="checkbox"/>	<input type="checkbox"/>	<input type="checkbox"/>	<input checked="" type="checkbox"/>
12.00-12.10	Lunch break: went to the supermarket		On foot	<input checked="" type="checkbox"/>	<input type="checkbox"/>	<input type="checkbox"/>	<input type="checkbox"/>	<input type="checkbox"/>	<input type="checkbox"/>
12.10-12.20	Lunch break: bought food		Supermarket	<input checked="" type="checkbox"/>	<input type="checkbox"/>	<input type="checkbox"/>	<input type="checkbox"/>	<input type="checkbox"/>	<input type="checkbox"/>
12.20-12.30	Lunch break: went back to work		On foot	<input checked="" type="checkbox"/>	<input type="checkbox"/>	<input type="checkbox"/>	<input type="checkbox"/>	<input type="checkbox"/>	<input type="checkbox"/>
12.30-12.40	Work		Workplace	<input checked="" type="checkbox"/>	<input type="checkbox"/>	<input type="checkbox"/>	<input type="checkbox"/>	<input type="checkbox"/>	<input type="checkbox"/>
12.40-12.50				<input checked="" type="checkbox"/>	<input type="checkbox"/>	<input type="checkbox"/>	<input type="checkbox"/>	<input type="checkbox"/>	<input type="checkbox"/>
12.50-13.00				<input checked="" type="checkbox"/>	<input type="checkbox"/>	<input type="checkbox"/>	<input type="checkbox"/>	<input type="checkbox"/>	<input type="checkbox"/>

Time diary page as used in the Harmonised European Time Use Surveys. Taken from:

http://epp.eurostat.ec.europa.eu/cache/ITY_OFFPUB/KS-RA-08-014/EN/KS-RA-08-014-EN.PDF (page 110)

Source: Eurostat. Reprinted with permission.

Advantages and disadvantages of the diary as a method of data collection

The studies that have been used to illustrate the use of diaries also suggest its potential advantages.

- When fairly precise estimates of the frequency and/or amount of time spent in different forms of behaviour are required, the diary almost certainly provides more valid and reliable data than questionnaires.
- When information about the sequencing of different types of behaviour is required, the diary is likely to perform better than questionnaires or interviews.
- The first two advantages could be used to suggest that structured observation would be just as feasible, but structured observation is probably less appropriate for producing data on behaviour that is personally sensitive, such as sexual behaviour. Moreover, although data on such behaviour can be collected by structured interview, it is likely that respondents will be less willing to divulge details of the kind revealed in Coxon's (1994) diary research which dealt with

sexual behaviour. If such information were collected by questionnaire, there is greater risk of recall and rounding problems (see the first point in this list).

On the other hand, diaries may suffer from the following problems.

- They tend to be more expensive than personal interviews (because of the costs associated with recruiting diarists and of checking that diaries are being properly completed).
- Diaries can suffer from a process of attrition, as people decide they have had enough of the task of completing a diary.
- This last point raises the possibility that diarists become less diligent over time about their record keeping.
- There is sometimes failure to record details sufficiently quickly, so that memory recall problems set in.

However, diary researchers such as Coxon and Sullivan argue that the resulting data are more accurate than the equivalent data based on interviews or questionnaires.



Key points

- Many of the recommendations relating to the self-completion questionnaire apply equally or almost equally to the structured interview, as has been mentioned on several occasions.
- Closed questions tend to be used in survey research rather than open ones. Coding is a particular problem when dealing with answers to open questions.
- Structured interviews and self-completion questionnaires both have their respective advantages and disadvantages, but a particular problem with questionnaires sent by post is that they frequently produce a low response rate. However, steps can be taken to boost response rates for postal questionnaires.
- Presentation of closed questions and the general layout constitute important considerations for the self-completion questionnaire.
- The researcher-driven diary is a possible alternative to using questionnaires and interviews when the research questions are very specifically concerned with aspects of people's behaviour.



Questions for review

Self-completion questionnaire or postal questionnaire?

- Are the self-completion questionnaire and the postal questionnaire the same thing?

Evaluating the self-completion questionnaire in relation to the structured interview

- 'The low response rates frequently achieved in research with postal questionnaires mean that the structured interview is invariably a more suitable choice.' Discuss.
- What steps can be taken to boost postal questionnaire response rates?

Designing the self-completion questionnaire

- Why are self-completion questionnaires usually made up mainly of closed questions?
- Why might a vertical format for presenting closed questions be preferable to a horizontal format?

Diaries as a form of self-completion questionnaire

- What are the main kinds of diary used in the collection of social science data?
- Are there any circumstances when the diary approach might be preferable to the use of a self-completion questionnaire?

**Online Resource Centre**

www.oxfordtextbooks.co.uk/orc/brymansrm4e/

Visit the Online Resource Centre that accompanies this book to enrich your understanding of self-completion questionnaires. Consult web links, test yourself using multiple choice questions, and gain further guidance and inspiration from the Student Researcher's Toolkit.

11

Asking questions

Chapter outline

Introduction	246
Open or closed questions?	246
Open questions	246
Closed questions	249
Types of questions	253
Rules for designing questions	254
General rules of thumb	254
Specific rules when designing questions	255
Vignette questions	261
Piloting and pre-testing questions	263
Using existing questions	264
<i>Checklist</i>	265
<i>Key points</i>	266
<i>Questions for review</i>	267





Chapter guide

This chapter is concerned with the considerations that are involved in asking questions that are used in structured interviews and questionnaires of the kinds discussed in the two previous chapters. As such, it continues the focus upon social survey research that began with Chapter 8. The chapter explores:

- the issues involved in deciding whether or when to use open or closed questions;
- the different kinds of question that can be asked in structured interviews and questionnaires;
- rules to bear in mind when designing questions;
- vignette questions in which respondents are presented with a scenario and are asked to reflect on the scenario;
- the importance of piloting questions;
- the possibility of using questions that have been used in previous survey research.

Introduction

To many people, how to ask questions represents the crux of considerations surrounding the use of social survey instruments such as the structured interview or the self-completion questionnaire. As the previous two chapters have sought to suggest, there is much more to the design and administration of such research instruments

than how best to phrase questions. However, there is no doubt that the issue of how questions should be asked is a crucial concern for the survey researcher, and it is not surprising that this aspect of designing survey instruments has been a major focus of attention over the years and preoccupies many practising researchers.



Open or closed questions?

One of the most significant considerations for many researchers is whether to ask a question in an open or closed format. This distinction was first introduced in Chapter 9. The issue of whether to ask a question in an open or closed format is relevant to the design of both structured interview and self-completion questionnaire research.

With an **open question** respondents are asked a question and can reply however they wish. With a **closed question** they are presented with a set of fixed alternatives from which they have to choose an appropriate answer. All the questions in Tips and skills 'Instructions for interviewers in the use of a filter question' (in Chapter 9) are of the closed kind. So too are the Likert-scale items in Research in focus 7.2 and Tips and skills 'Formatting a Likert scale' (in Chapter 10); these form a

particular kind of closed question. What, then, are some of the advantages and limitations of these two types of question format?

Open questions

Open questions present both advantages and disadvantages to the survey researcher, though, as the following discussion suggests, the problems associated with the processing of answers to open questions tend to mean that closed questions are more likely to be used.

Advantages

Although survey researchers typically prefer to use closed questions, open questions do have certain advantages over closed ones, as outlined in the list below.

- Respondents can answer in their own terms. They are not forced to answer in the same terms as those foisted on them by the response choices.
- They allow unusual responses to be derived. Replies that the survey researcher may not have contemplated (and that would therefore not form the basis for fixed-choice alternatives) are possible.
- The questions do not suggest certain kinds of answer to respondents. Therefore, respondents' levels of knowledge and understanding of issues can be tapped. The salience of issues for respondents can also be explored.
- They are useful for exploring new areas or ones in which the researcher has limited knowledge.
- They are useful for generating fixed-choice format answers. This is a point that will be returned to below.

Disadvantages

However, open questions present problems for the survey researcher, as the following list reveals.

- They are time-consuming for interviewers to administer. Interviewees are likely to talk for longer than is usually the case with a comparable closed question.
- Answers have to be 'coded', which is very time consuming. Key concept 11.1 outlines the nature of coding and provides some considerations involved in its use. For each open question it entails reading through answers, deriving themes that can be employed to form the basis for codes, and then going through the answers again so that the answers can be coded for entry into a computer spreadsheet. The process is essentially identical to that involved in **content analysis** and is sometimes called *post-coding* to distinguish it from *pre-coding*, whereby the researcher designs a coding frame in advance of administering a survey instrument and often includes the pre-codes in the questionnaire (as in Tips and skills 'Processing a closed question'). However, in addition to being time-consuming, post-coding can be an unreliable process, because it can introduce the possibility of variability in the coding of answers and therefore of measurement error (and hence lack of validity). This is a form of data-processing error (see Figure 8.9). Research in focus 11.1 and 11.2 deal with aspects of the coding of open questions.
- They require greater effort from respondents. Respondents are likely to talk for longer than would be the case for a comparable closed question, or, in the case of a self-completion questionnaire, would need to write for much longer. Therefore, it is often suggested that open questions have limited utility in the context of self-completion questionnaires. Because of the greater effort involved, many prospective respondents are likely to be put off by the prospect of having to write extensively, which may exacerbate the problem of low response rates with postal questionnaires in particular (see Chapter 10).
- There is the possibility in research based on structured interviews of variability between interviewers in the recording of answers. This possibility is likely to arise as a result of the difficulty of writing down verbatim what respondents say to interviewers. The obvious solution is to employ a tape recorder. However, it is not always practicable to employ one—for example, in a noisy environment. Also, the transcription of answers to tape-recorded open questions is immensely time-consuming and adds additional costs to a survey. The problem of transcription is one continually faced by qualitative researchers using semi-structured and unstructured interviews (see Chapter 20).



Key concept 11.1 What is coding?

Coding is a key stage in quantitative research. Many forms of data that are of interest to social scientists are essentially in an unstructured form. Examples are: answers to open questions in interviews and questionnaires; newspaper articles; television programmes; and behaviour in a school classroom. In order to quantify and analyse such materials, the social researcher has to code them. Coding entails two main stages. First, the unstructured material must be categorized. For example, with answers to an open question, this means that the researcher must examine people's answers and group them into different categories. Research in focus 11.1 provides some examples of this process. Second, the researcher must assign numbers to the categories that have been created. This step is a largely arbitrary process, in the sense that the numbers themselves are simply tags that will allow

the material to be processed quantitatively. Thus, when Schuman and Presser (1981; see Research in focus 11.3) asked a question about the features of a job that people most prefer, answers were grouped into eleven categories: pay; feeling of accomplishment; control of work; pleasant work; security; opportunity for promotion; short hours; working conditions; benefits; satisfaction; other responses. Each of these eleven categories would then need to be assigned a number, such as: 1 for pay; 2 for feeling of accomplishment; 3 for control of work; 4 for pleasant work; etc.

There is an important distinction between *pre-coding* and *post-coding*. Many closed questions in survey research instruments are **pre-coded** (see Tips and skills 'Processing a closed question' for an example). This means that respondents are being asked to assign themselves to a category that has already had a number assigned to it. Post-coding occurs when answers to an open question are being coded or when themes in newspaper articles concerned with a certain topic are being counted, as in content analysis (see Chapter 13).

When coding, three basic principles need to be observed (Bryman and Cramer 2011).

1. The categories that are generated must not overlap. If they do, the numbers that are assigned to them cannot be applied to distinct categories.
2. The list of categories must be complete and therefore cover all possibilities. If it is not, some material will not be capable of being coded. This is why coding a certain item of information, such as answers to an open question, sometimes includes a category of 'other'.
3. There should be clear rules about how codes should be applied, so that the person conducting the coding has instructions about the kinds of answers that should be subsumed under a particular code. Such rules are meant to ensure that those who are conducting the coding are consistent over time in how they assign the material to categories and, if more than one person is coding, are consistent with each other. The term 'coding frame' is often employed to describe the lists of codes that should be applied to unstructured data and the rules for their application. In content analysis and structured observation, the term **coding manual** is often preferred to describe the lists of codes for each item of information and the rules to be employed.

Quantitative data are also sometimes *recoded*. For example, if we have data on the exact age of each person in a sample, we may want to group people into age bands. The rationale for doing this is described in Chapter 15 and the procedure of recoding with a computer program is described in Chapter 16.

Coding also occurs in qualitative research, but the role it plays and its significance are somewhat different there from quantitative research. Coding in qualitative research is described in Chapter 24 and the procedure for coding with a qualitative data analysis computer program is described in Chapter 25.



Research in focus 11.1

Coding an open question

Coding an open question usually entails reading and rereading transcripts of respondents' replies and formulating distinct themes in their replies. A *coding frame* then needs to be designed that identifies the types of answer associated with each question and their respective codes (that is, numbers). A **coding schedule** may also be necessary to keep a record of rules to be followed in the identification of certain kinds of answer in terms of a theme. The numbers allocated to each answer can then be used in the computer processing of the data.

Charles and Kerr (1988) conducted interviews concerning the consumption of food in the home with 200 British women. Their interviews were of the semi-structured kind (see Key concept 9.2), so that the questions were open ended. Charles and Kerr were working within a qualitative research strategy, but, for several of the questions that they asked, they found it helpful to quantify respondents' answers. Thus, while the bulk of the presentation of their findings is in the form of passages from interview transcripts, which is the conventional way

of presenting such findings in qualitative research (see Chapter 20), some of their findings were far more redolent of the kind typically encountered in quantitative research. As the authors say: 'The material that we have is . . . qualitative, as we included many open-ended questions which gave the women the chance to talk freely, and quantitative, as the sample was large enough to produce useful statistical data' (Charles and Kerr 1988: 7).

One of their analyses is a contingency table (see Chapter 15), which shows the relationship between social class of male partner and responsibility for meal preparation. The latter variable was coded so that five categories of responsibility were generated: self prepares all meals; self mainly, partner sometimes; either or both (50/50); self mainly with help from partner and/or children sometimes; and other. Men in classes I and II were more likely to participate than those in the other social classes. Another table shows the relationship between class and the occasions that alcohol is drunk at home. The latter variable comprised the following categories: Christmas and special occasions; Christmas, special occasions and when having company; at other times but not frequently; once a week or more; never drink at home; and other. These categories were generated after the data had been collected and essentially entailed a process of discerning likely categories and then systematically coding each respondent's answer to determine how it should be coded in terms of such considerations as responsibility for preparing meals or the occasions when alcohol is consumed in the home.



Research in focus 11.2

Coding a very open question

Foddy (1993) reports the results of an exercise in which he asked a small sample of his students 'Your father's occupation is (was) . . .' and requested three details: nature of business; size of business; and whether owner or employee. In answer to the size of business issue, the replies were particularly variable in kind, including: 'big', 'small', 'very large', '3,000 acres', 'family', 'multinational', '200 people', and 'Philips'. The problem here is obvious: you simply cannot compare and therefore aggregate people's replies. In a sense, the problem is only partly to do with the difficulty of coding an open question. It is also due to a lack of specificity in the question. If, instead, Foddy had asked 'How many employees are (were) there in your father's organization?', a more comparable set of answers should have been forthcoming. Whether his students would have known this information is, of course, yet another issue. However, the exercise does illustrate the potential problems of asking an open question, particularly one like this that lacks a clear reference point for gauging size.

Closed questions

The advantages and disadvantages of closed questions are in many respects implied in some of the considerations relating to open questions.

Advantages

Closed questions offer the following advantages to researchers.

- It is easy to process answers. For example, the respondent in a self-completion questionnaire or the interviewer using a structured interview schedule will place a tick or circle an answer for the appropriate response. The appropriate code can then be almost mechanically derived from the selected answer, since the pre-codes are placed to the side of the fixed-choice answers. See Tips and skills 'Processing a closed question' for an example based on Tips and skills 'Closed question with a vertical format' (see Chapter 10).
- Closed questions enhance the comparability of answers. With post-coding there is always a problem of knowing how far respondents' answers that receive a certain code are genuinely comparable. As previously noted, the assignment of codes to people's answers may be unreliable (see the sixth point in Thinking deeply 9.1). Checks are necessary to ensure that there is a good deal of agreement between coders and that coders do not change their coding conventions over

time. Closed questions essentially circumvent this problem.

- Closed questions may clarify the meaning of a question for respondents. Sometimes, respondents may not be clear about what a question is getting at, and the availability of answers may help to clarify the situation for them.
- Closed questions are easy for interviewers and/or respondents to complete. Precisely because interviewers and respondents are not expected to write extensively and instead have to place ticks or circle answers, closed questions are easier and quicker to complete.
- In interviews, closed questions reduce the possibility of variability in the recording of answers in structured interviewing. As noted in Chapter 9, if interviewers do not write down exactly what respondents say to them when answering questions, a source of bias and hence

of invalidity is in prospect. Closed questions reduce this possibility, though there is still the potential problem that interviewers may have to *interpret* what is said to them in order to assign answers to a category.

Disadvantages

However, closed questions exhibit certain disadvantages.

- There is a loss of spontaneity in respondents' answers. There is always the possibility that they might come up with interesting replies that are not covered by the fixed answers that are provided. One solution to this possible problem is to ensure that an open question is used to generate the categories (see Research in focus 11.3). Also, there may be a good case for including a possible response category of 'Other' and to allow respondents to indicate what they mean by using this category.



Tips and skills

Processing a closed question

What do you think of the Prime Minister's performance in his job since he took office?
(Please tick the appropriate response)

Very good	<input type="checkbox"/>	5
Good	<input checked="" type="checkbox"/>	4
Fair	<input type="checkbox"/>	3
Poor	<input type="checkbox"/>	2
Very poor	<input type="checkbox"/>	1



Research in focus 11.3

A comparison of results for a closed and an open question

Schuman and Presser (1981) conducted an experiment to determine how far responses to closed questions can be improved by asking the questions first as open questions and then developing categories of reply from respondents' answers. They asked a question about what people look for in work in both open and closed format. Different samples were used. They found considerable disparities between the two sets of answers (60 per cent of the open-format categories were not capable of being subsumed by the closed-format answers). They then revised the closed categories to reflect the answers they had received from people's open-ended answers. They readministered the open question and the revised closed question to two large samples of Americans. The question and the answers they received are as follows.

This next question is on the subject of work. People look for different things in a job. Which one of the following five things do you most prefer in a job? [closed question]. What would you most prefer in a job? [open question].

Closed format		Open format	
Answer	%	Answer	%
Work that pays well	13.2	Pay	16.7
Work that gives a feeling of accomplishment	31.0	Feeling of accomplishment	14.5
Work where there is not too much supervision and you make most decisions yourself	11.7	Control of work	4.6
Work that is pleasant and people are nice to work with	19.8	Pleasant work	14.5
Work that is steady + little chance of being laid off	20.3	Security	7.6
	96%		57.9%
	of sample		of sample
		Opportunity for promotion	1.0
		Short hours/lots of free time	1.6
		Working conditions	3.1
		Benefits	2.3
		Satisfaction/liking a job	15.6
Other/DK/NA	4.0	Other responses	18.3

With the revised form for the closed question, Schuman and Presser were able to find a much higher proportion of the sample whose answers to the open question corresponded to the closed one. They argue that the new closed question was superior to its predecessor and is also superior to the open question. However, it is still disconcerting that only 58 per cent of respondents answering the open question could be subsumed under the same categories as those answering the closed one. Also, the distributions are somewhat different: for example, twice as many respondents answer in terms of a feeling of accomplishment with the closed format than with the open one. Nonetheless, the experiment demonstrates the desirability of generating forced-choice answers from open questions.



Student experience

Closed questions and quantitative data analysis

Joe Thomson and his fellow students who formed a team conducting research on students at their university favoured closed questions because of the ease with which they could be analysed using SPSS, the software that is covered in Chapter 16. When they reviewed the interview schedule they had devised after it had been piloted, they focused on such issues as:

were there too many open or closed questions so not providing enough qualitative or quantitative data, or should the questions be on a dichotomous or ranking scale. As the results of the questionnaire were to be analysed using a data analysis computer program (SPSS), the group tended to favour closed questions to give definite answers that could be correlated to show trends.

However, Sophie Mason, who was also a member of a team doing survey research at Joe's university, felt that the combination of closed and open questions did offer certain advantages: 'By using both open and closed questions it was possible to gain the necessary statistics as well as opinions and experiences unique to each student.'



To read more about Joe's and Sophie's research experiences, go to the Online Resource Centre that accompanies this book at: www.oxfordtextbooks.co.uk/orc/brymansrm4e/

- It can be difficult to make forced-choice answers mutually exclusive. The fixed answers that respondents are provided should not overlap. If they do overlap, the respondents will not know which one to choose and so will arbitrarily select one or the other or alternatively may tick both answers. If a respondent were to tick two or more answers when one is required, it would mean that you would have to treat the respondent's answer as missing data, since you would not know which of the ticked answers represented the true one. One of the most frequently encountered forms of this problem can be seen in the following age bands:

18–30
30–40
40–50
50–60
60 and over

In which band would a 40-year-old position him- or herself?

- It is difficult to make forced-choice answers exhaustive. All possible answers should really be catered for, although in practice this may be difficult to achieve,

since this rule may result in excessively long lists of possible answers. Again, a category of 'Other' may be desirable to provide a wide range of answers.

- There may be variation among respondents in the interpretation of forced-choice answers. There is always a problem when asking a question that certain terms may be interpreted differently by respondents. If this is the case, then validity will be jeopardized. The presence of forced-choice answers can exacerbate this possible problem, because there may be variation in the understanding of key terms in the answers.
- Closed questions may be irritating to respondents when they are not able to find a category that they feel applies to them.
- In interviews, a large number of closed questions may make it difficult to establish rapport, because the respondent and interviewer are less likely to engage with each other in a conversation. The interview is more likely to have an impersonal feel to it. However, given the fact that the extent to which rapport is a desirable attribute of structured interviewing is somewhat difficult to determine (see Chapter 9), this is not necessarily too much of a problem.



Student experience

The dilemmas of open and closed questions

Joe Thomson encountered the classic dilemmas with the use of open and closed questions in the course of his research on students at the University of East Anglia. He writes:

As the results were analysed using SPSS, more closed questions were asked, which I feel restrains scope and didn't give the interviewee a chance for personal expression through providing a specific range of answers. This was an issue that was decided would be overlooked, as the most important thing was that the results could be analysed and patterns drawn. Although open questions provide more qualitative data, they are difficult to apply to any kind of scale and therefore are not easy to compare.

As he notes, closed questions do not readily give respondents 'a chance for personal expression', but the data deriving from them are easier to analyse. On the other hand, open questions may give richer qualitative data but are not easy to analyse for quantitative analysis.



To read more about Joe's research experiences, go to the Online Resource Centre that accompanies this book at: www.oxfordtextbooks.co.uk/orc/brymansrm4e/



Types of questions

It is worth bearing in mind that, when you are employing a structured interview or self-completion questionnaire, you will probably be asking several different types of question. There are various ways of classifying these, but here are some prominent types of question:

- *Personal factual questions.* These are questions that ask the respondent to provide *personal information*, such as age, education, occupation, marital status, income, and so on. This kind of question also includes questions about *behaviour*. Such factual questions may have to rely on the respondents' memories, as when they are asked about such things as frequency of church attendance, how often they visit the cinema, or when they last ate out in a restaurant.
- *Factual questions about others.* Like the previous type, this one asks for personal information about others, sometimes in combination with the respondent. An example of such a question would be one about household income, which would require respondents to consider their own incomes in conjunction with those of their partners. Charles and Kerr's (1988) question about who is involved in meal preparation (see Research in focus 11.1) is one that asked wives what they and their husbands do when preparing meals. Indeed, a criticism of such research is precisely that it relies on the possibly distorted views of respondents concerning their own and others' behaviour (Beardsworth and Keil 1997). Like personal factual questions, an element of reliance on memory recall is likely to be present.
- *Informant factual questions.* Sometimes, we place people who are interviewed or who complete a questionnaire in the position of informants rather than of respondents answering questions about themselves. This kind of question can also be found in certain contexts, as when people are asked about such things as the size of the firm for which they work, who owns it, whether it employs certain technologies, and whether it has certain specialist functions. Such questions are essentially about characteristics of an entity of which they have knowledge, in this case, a firm. However, informant factual questions may also be concerned with behaviour: the Charles and Kerr (1988) questions are examples of this kind, in that the person being asked the question is being asked to reply about behaviour in terms of the household or family.
- *Questions about attitudes.* Questions about attitudes are very common in both structured interview and self-completion questionnaire research. The Likert scale is one of the most frequently encountered formats for measuring attitudes.
- *Questions about beliefs.* Respondents are frequently asked about their beliefs, possibly religious and political beliefs. Another form of asking questions about beliefs is when respondents are asked whether they believe that certain matters are true or false—for example, a question asking whether the respondent believes the UK is better off as a result of being a member of the European Union. Alternatively, in a survey about crime, respondents might be asked to indicate whether they believe that the incidence of certain crimes is increasing.
- *Questions about normative standards and values.* Respondents may be asked to indicate what principles of behaviour influence them or they hold dear. The elicitation of such norms of behaviour is likely to have considerable overlap with questions about attitudes and beliefs, since norms and values can be construed as having elements of both.
- *Questions about knowledge.* Questions can sometimes be employed to 'test' respondents' knowledge in an area. For example, as part of their study of the role of the mass media in the public understanding of science, Hargreaves et al. (n.d.) asked survey respondents to answer a large number of knowledge questions relating to scientific issues. The questions were asked in 2002 of 1,000 respondents on two separate occasions to establish whether there had been any change in knowledge levels. One question asked: 'Some recent research has suggested that there might be a link between the MMR [mumps, measles, and rubella] vaccine and which medical disorder?' Respondents were given five response alternatives: blindness; dyslexia; Down's syndrome; autism; and don't know. More or less equal proportions of the sample (two-thirds) gave the correct answer of autism on each occasion.

Most structured interview schedules and self-completion questionnaires will comprise more than one, and often several, of these types of question. It is important to bear in mind the distinction between different types of question. There are a number of reasons for this.

- It is useful to keep the distinctions in mind because they force you to clarify in your own mind what you are asking about, albeit in rather general terms.
- It will help to guard against asking questions in an inappropriate format. For example, a Likert scale is entirely unsuitable for asking factual questions about behaviour.
- When building scales like a Likert scale, it is best not to mix different types of question. For example, attitudes and beliefs sound similar, and you may be tempted to use the same format for mixing questions about them. However, it is best not to do this and instead to have separate scales for attitudes and beliefs. If you mix them, the questions cannot really be measuring the same thing, so that measurement validity is threatened.



Rules for designing questions

Over the years, numerous rules (and rules of thumb) have been devised in connection with the dos and don'ts of asking questions. In spite of this, it is one of the easiest areas for making mistakes. There are three simple rules of thumb as a starting point; beyond that the rules specified below act as a means of avoiding further pitfalls.

General rules of thumb

Always bear in mind your research questions

The questions that you will ask in your self-completion questionnaire or structured interview should always be geared to answering your research questions. This first rule of thumb has at least two implications. First, it means that you should make sure that you ask questions that relate to your research questions. Ensure, in other words, that the questionnaire questions you ask will allow your research questions to be addressed. You will definitely not want to find out at a late stage that you forgot to include some crucial questions. Second, it means that there is little point in asking questions that do not relate to your research questions. It is also not fair to waste your respondents' time answering questions that are of little value.

What do you want to know?

Rule of thumb number two is to decide exactly what it is you want to know. Consider the seemingly harmless question:

Do you have a car?

What is it that the question is seeking to tap? Is it car ownership? If it is car ownership, the question is inadequate, largely because of the ambiguity of the word 'have'. The question can be interpreted as: personally owning a car; having access to a car in a household; and

'having' a company car or a car for business use. Thus, an answer of 'yes' may or may not be indicative of car ownership. If you want to know whether your respondent owns a car, ask him or her directly about this matter. Similarly, there is nothing wrong with the question:

How many children do you have?

However, if what you are trying to address is the standard of living of a person or household, the crucial issue is how many are living at home.

How would you answer it?

Rule of thumb number three is to put yourself in the position of the respondent. Ask yourself the question and try to work out how you would reply. If you do this, there is at least the possibility that the ambiguity that is inherent in the 'Do you have a car?' question will manifest itself, and its inability to tap car ownership would become apparent. Let us say as well that there is a follow-up question to the previous one:

Have you driven the car this week?

Again, this looks harmless, but if you put yourself in the role of a respondent, it will be apparent that the phrase 'this week' is vague. Does it mean the last seven days or does it mean the week in which the questioning takes place, which will, of course, be affected by such things as whether the question is being asked on a Monday or a Friday? In part, this issue arises because the question designer has not decided what the question is about. Equally, however, a moment's reflection in which you put yourself in the position of the respondent might reveal the difficulty of answering this question.

Taking account of these rules of thumb and the following rules about asking questions may help you to avoid the more obvious pitfalls.

Specific rules when designing questions

Avoid ambiguous terms in questions

Avoid terms such as ‘often’ and ‘regularly’ as measures of frequency. They are very ambiguous, because respondents will operate with different frames of reference when employing them. Sometimes, their use is unavoidable, but when there is an alternative that allows actual frequency to be measured, this will nearly always be preferable. So, a question like:

How often do you usually visit the cinema?

Very often _____

Quite often _____

Not very often _____

Not at all _____

suffers from the problem that, with the exception of ‘not at all’, the terms in the response categories are ambiguous. Instead, try to ask about actual frequency, such as:

How frequently do you usually visit the cinema?
(Please tick whichever category comes closest to the number of times you visit the cinema)

More than once a week _____

Once a week _____

2 or 3 times a month _____

Once a month _____

A few times a year _____

Once a year _____

Less than once a year _____

Alternatively, you might simply ask respondents about the number of times they have visited the cinema in the previous four weeks.

Words like ‘family’ are also ambiguous, because people will have different notions of who makes up their family. As previously noted, words like ‘have’ can also be sources of ambiguity.

It is also important to bear in mind that certain common words, such as ‘dinner’ and ‘book’, mean different things to different people. For some, dinner is a midday snack, whereas for others it is a substantial evening meal. Similarly, some people refer to magazines or to catalogues and brochures as books, whereas others work with a more restricted definition. In such cases, it will be necessary to define what you mean by such terms.

Avoid long questions

It is commonly believed that long questions are undesirable. In a structured interview the interviewee can lose the thread of the question, and in a self-completion questionnaire the respondent may be tempted to omit such questions or to skim them and therefore not give them sufficient attention. However, Sudman and Bradburn (1982) have suggested that this advice applies better to attitude questions than to ones that ask about behaviour. They argue that, when the focus is on behaviour, longer questions have certain positive features in interviews—for example, they are more likely to provide memory cues and they facilitate recall because of the time taken to complete the question. However, by and large, the general advice is to keep questions short.

Avoid double-barrelled questions

Double-barrelled questions are ones that in fact ask about two things. The problem with this kind of question is that it leaves respondents unsure about how best to respond. Take the question:

How satisfied are you with pay and conditions in your job?

The problem here is obvious: the respondent may be satisfied with one but not the other. Not only will the respondent be unclear about how to reply, but any answer that is given is unlikely to be a good reflection of the level of satisfaction with pay *and* conditions. Similarly,

How frequently does your husband help with cooking and cleaning?

suffers from the same problem. A husband may provide extensive help with cooking but be totally uninvolved in cleaning, so that any stipulation of frequency of help is going to be ambiguous and to create uncertainty for respondents.

The same rule applies to fixed-choice answers. In Research in focus 11.3, one of Schuman and Presser’s (1981) answers is:

Work that is pleasant and people are nice to work with.

While there is likely to be a symmetry between the two ideas in this answer—pleasant work and nice people—there is no *necessary* correspondence between them. Pleasant work may be important for someone, but he or she may be relatively indifferent to the issue of how pleasant their co-workers are. A further instance of a double-barrelled question is provided in Thinking deeply 11.1.

Double-barrelled questions are quite a common feature of even quite well-known surveys. Timming (2009) has pointed out that there are several such questions in the Workplace Employment Relations Survey (WERS) of 2004. The questionnaire can be found at:

[www.wers2004.info/pdf/Vol%201%20\(part%202\)%20-%20Technical%20Report.pdf](http://www.wers2004.info/pdf/Vol%201%20(part%202)%20-%20Technical%20Report.pdf) (accessed 1 February 2011).

This survey is referred to in Chapter 14. For example, one of the questions asks employees:

Overall, how good would you say managers at this workplace are at . . .

It then lists three areas and the respondent has to reply on a scale: very good, good, neither good nor poor, poor, very poor (there is also a 'Don't know' option). The three areas are:

Seeking the views of employees or employee representatives

Responding to suggestions from employees or employee representatives

Allowing employees or employee representatives to influence final decisions

In the case of each of these questions, the WERS researchers use the phrase 'employees or employee representatives'. Timming argues that respondents could hold quite different views for employees as against employee representatives regarding how good managers are in these three respects. Strictly speaking the researchers should ask separate questions with respect to *both* employees and employee representatives. Further, he identifies several other double-barrelled questions in the WERS questionnaire. Regarding one of the other double-barrelled questions, Forth et al. (2010: 58) in a reply to Timming's article argue that asking separate questions 'would arguably add little to the overall stock of knowledge emerging from WERS, yet would inevitably lengthen the questionnaire'. This is a reasonable point to make, and the point has been made several times in this book that all researchers have to wrestle with such practical considerations. However, the problem remains: respondents will be unsure how to reply to most double-barrelled questions.



Thinking deeply 11.1

Matching question and answers in closed questions (and some double-barrelled questions too)

While the first edition of this book was being prepared, I was reading a novel whose publisher had inserted a feedback questionnaire within its pages. At one point in the questionnaire there is a series of Likert-style items regarding the book's quality. In each case, the respondent is asked to indicate whether the attribute being asked about is: poor; acceptable; average; good; or excellent. However, in each case, the items are presented as questions, for example:

Was the writing elegant, seamless, imaginative?

The problem here is that an answer to this question is 'yes' or 'no'. At most, we might have gradations of yes and no, such as: definitely; to a large extent; to some extent; not at all. However, 'poor' or 'excellent' cannot be answers to this question. The problem is that the questions should have been presented as statements, such as:

Please indicate the quality of the book in terms of each of the following criteria:

The elegance of the writing:

Poor _____

Acceptable _____

Average _____

Good _____

Excellent _____

Of course, I have changed the sense slightly here, because, as it is stated, a further problem with the question is that it is a double-barrelled question. In fact, it is 'treble-barrelled', because it actually asks about three attributes of the writing in one. The reader's views about the three qualities may vary. A similar question asks:

Did the plot offer conflict, twists, and a resolution?

Again, not only does the question imply a 'yes' or 'no', it actually asks about three attributes. How would you answer if you had different views about each of the three criteria?

It might be argued that the issue is a nit-picking one: someone reading the question obviously knows that he or she is being asked to rate the quality of the book in terms of each attribute. The problem is that we simply do not know what the impact might be of a disjunction between question and answer, so you may as well get the connection between question and answers right (and do not ask double- or treble-barrelled questions either!).

Avoid very general questions

It is easy to ask a very general question when in fact what is wanted is a response to a specific issue. The problem with questions that are very general is that they lack a frame of reference. Thus,

How satisfied are you with your job?

seems harmless but it lacks specificity. Does it refer to pay, conditions, the nature of the work, or all of these? If there is the possibility of such diverse interpretations, respondents are likely to vary in their interpretations too, and this will be a source of error. My favourite general question comes from Karl Marx's *Enquête ouvrière*, a questionnaire that was sent to 25,000 French socialists and others (though there is apparently no record of any being returned). The final (one-hundredth) question reads:

What is the general, physical, intellectual, and moral condition of men and women employed in your trade? (Bottomore and Rubel 1963: 218)

Avoid leading questions

Leading or loaded questions are ones that appear to lead the respondent in a particular direction. Questions of the kind 'Do you agree with the view that . . . ?' fall into this class of question. The obvious problem with such a question is that it is suggesting a particular reply to respondents, although invariably they do have the ability to rebut any implied answer. However, it is the fact that they might feel pushed in a certain direction that is undesirable. Such a question as:

Would you agree to cutting taxes further even though welfare provision for the most needy sections of the population might be reduced?

is likely to make it difficult for some people to answer in terms of fiscal probity. But, once again, Marx is the source of a favourite leading question:

If you are paid piece rates, is the quality of the article made a pretext for fraudulent deductions from wages? (Bottomore and Rubel 1963: 215)

Avoid questions that are actually asking two questions

The double-barrelled question is a clear instance of the transgression of this rule, but in addition there is the case of a question like:

Which political party did you vote for at the last general election?

What if the respondent did not vote? It is better to ask two separate questions:

Did you vote at the last general election?

Yes _____

No _____

If YES, which political party did you vote for?

Another way in which more than one question can be asked is with a question like:

How effective have your different job search strategies been?

Very effective _____

Fairly effective _____

Not very effective _____

Not at all effective _____

The obvious difficulty is that, if the respondent has used more than one job search strategy, his or her estimation

of effectiveness will vary for each strategy. A mechanism is needed for assessing the success of each strategy rather than forcing respondents to average out their sense of how successful the various strategies were.

Avoid questions that include negatives

The problem with questions with 'not' or similar formulations in them is that it is easy for the respondent to miss the word out when completing a self-completion questionnaire or to miss it when being interviewed. If this occurs, a respondent is likely to answer in the opposite way from the one intended. There are occasions when it is impossible to avoid negatives, but a question like the following should be avoided as far as possible:

Do you agree with the view that students should not have to take out loans to finance higher education?

Instead, the question should be asked in a positive format. Questions with double negatives should be totally avoided, because it is difficult to know how to respond to them. Oppenheim (1966) gives the following as an example of this kind of question:

Would you rather not use a non-medicated shampoo?

It is quite difficult to establish what an answer of 'yes' or 'no' would actually mean in response to this question.

One context in which it is difficult to avoid using questions with negatives is when designing Likert-scale items. Since you are likely to want to identify respondents who exhibit response sets and will therefore want to reverse the direction of your question asking (see Chapter 9), the use of negatives will be difficult to avoid.

Avoid technical terms

Use simple, plain language and avoid jargon. Do not ask a question like:

Do you sometimes feel alienated from work?

The problem here is that many respondents will not know what is meant by 'alienated', and furthermore are likely to have different views of what it means, even if it is a remotely meaningful term to them.

Consider the following question:

The influence of the TUC on national politics has declined in recent years.

Strongly agree _____

Agree _____

Undecided _____

Disagree _____

Strongly disagree _____

The use of acronyms like TUC can be a problem, because some people may be unfamiliar with what they stand for.

Does the respondent have the requisite knowledge?

There is little point in asking respondents lots of questions about matters of which they have no knowledge. It is very doubtful whether meaningful data about computer use could be extracted from respondents who have never used or come into direct contact with one.

Make sure that there is a symmetry between a closed question and its answers

A common mistake is for a question and its answers to be out of phase with each other. Thinking deeply 11.1 describes such an instance.

Make sure that the answers provided for a closed question are balanced

A fairly common error when asking closed questions is for the answers that are provided to be unbalanced. For example, imagine that a respondent is given a series of options such as:

Excellent _____

Good _____

Acceptable _____

Poor _____

In this case, the response choices are balanced towards a favourable response. Excellent and Good are both positive; Acceptable is a neutral or middle position; and Poor is a negative response. In other words, the answers are loaded in favour of a positive rather than a negative reply, so that a further negative response choice (perhaps Very poor) is required.

Memory problems

Do not rely too much on stretching people's memories to the extent that the answers for many of them are likely to be inaccurate. It would be nice to have accurate replies to a question about the number of times respondents have visited the cinema in the previous twelve months, but it is highly unlikely that most will in fact recall events accurately over such a long space of time (other perhaps than those who have not gone at all or who have gone only once or twice in the preceding twelve months). It was for this reason that, in the similar question referred to above, the time frame was predominantly just one month.

Forced-choice rather than tick all that apply

Sometimes, when asking a question that allows the respondent to select more than one answer, there is an instruction that says something like 'Please tick all that apply'. An example might be a question that asks which of a list of source of regular exercise the respondent has engaged in during the previous six months. The question might look something like this:

Which of the following sources of exercise have you engaged in during the last six months?

(Please tick *all* that apply)

- | | |
|------------------------|--------------------------|
| Going to a gym | <input type="checkbox"/> |
| Sport | <input type="checkbox"/> |
| Cycling on the road | <input type="checkbox"/> |
| Jogging | <input type="checkbox"/> |
| Long walks | <input type="checkbox"/> |
| Other (please specify) | <input type="checkbox"/> |

An alternative way of asking a question like this is to use a conventional forced-choice format, such as:

Have you engaged in the following sources of exercise during the last six months?

- | | Yes | No |
|------------------------|--------------------------|--------------------------|
| Going to a gym | <input type="checkbox"/> | <input type="checkbox"/> |
| Sport | <input type="checkbox"/> | <input type="checkbox"/> |
| Cycling on the road | <input type="checkbox"/> | <input type="checkbox"/> |
| Jogging | <input type="checkbox"/> | <input type="checkbox"/> |
| Long walks | <input type="checkbox"/> | <input type="checkbox"/> |
| Other (please specify) | <input type="checkbox"/> | <input type="checkbox"/> |

It is easy to presume that these two ways of asking questions like this where there is the potential for more than one answer are equivalent. However, there is compelling evidence that the second of these two formats (the forced-choice one) is superior. Smyth et al. (2006) have shown that the forced-choice format results in more options being selected. As a result, Dillman et al. (2009)

advocate the use of the forced-choice format for this kind of question situation.

Don't know

One area of controversy when asking closed questions is whether to offer a 'don't know' or 'no opinion' option. The issue chiefly relates to questions concerning attitudes. The chief argument for including the 'don't know' option is that *not* to include one risks forcing people to express views that they do not really hold. Converse and Presser (1986: 35–6) strongly advocate that survey respondents should be offered a 'don't know' option but argue that it should be implemented by using a filter question to filter out those who do not hold an opinion on a topic. This means that the interviewer needs to ask two questions, with the second question just relating to those respondents who do hold an opinion.

The alternative argument in connection with 'don't know' is that presenting it as an option allows respondents to select it when they cannot be bothered to think about the issue. In other words, presenting the option may prevent some respondents from doing the required thinking on an issue. A series of experiments conducted in the USA suggest that many respondents who express a lack of opinion on a topic do in fact hold an opinion (Krosnick et al. 2002). It was found that respondents with lower levels of education were especially prone to selecting the 'don't know' option and that questions that are later on in a questionnaire are more likely to suffer from a tendency for 'don't know' to be selected. The latter finding implies a kind of question order effect, a topic that was addressed in Chapter 8. It implies that respondents become increasingly tired or bored as the questioning proceeds and therefore become prone to laziness in their answers. The researchers conclude that data quality is not enhanced by the inclusion of a 'don't know' option and that it may even be the case that some respondents become inhibited from expressing an opinion that they probably hold. Consequently, these researchers err on the side of *not* offering a 'don't know' option unless it is felt to be absolutely necessary.



Tips and skills

Common mistakes when asking questions

Over the years, I have read many projects and dissertations based on structured interviews and self-completion questionnaires. I have noticed that a small number of mistakes recur. Here is a list of some of them.

- An excessive use of open questions. Students sometimes include too many open questions. While a resistance to closed questions may be understandable, although not something I would agree with, open questions are

likely to reduce your response rate and will cause you analysis problems. Keep the number to an absolute minimum.

- An excessive use of yes/no questions. Sometimes students include lots of questions that provide just a yes/no form of response. This is usually the result of lazy thinking and preparation. The world rarely fits into this kind of response. Take a question like:

Are you satisfied with opportunities for promotion in the firm?

Yes _____

No _____

This does not provide for the possibility that respondents' feelings will not be a simple case of being satisfied or not. People invariably vary in the intensity of their feelings about such things. So why not rephrase it as:

How satisfied are you with opportunities for promotion in the firm?

Very satisfied _____

Satisfied _____

Neither satisfied nor dissatisfied _____

Dissatisfied _____

Very dissatisfied _____

- Students often fail to give clear instructions on self-completion questionnaires about how the questions should be answered. Specify whether you want a tick, something to be circled or deleted, or whatever. If only one response is required, make sure you say so—for example, 'tick the answer that comes closest to your view'.
- Be careful about letting respondents choose more than one answer. Sometimes it is unavoidable, but questions that allow more than one reply are often a pain to analyse. If you do want to ask a question for more than one answer, note the previous advice suggesting that a forced-choice format (which is less of a pain to analyse) tends to be superior to a 'tick all that apply' one.
- In spite of the fact that I always warn about the problems of overlapping categories, students still formulate closed answers that are not mutually exclusive. In addition, some categories may be omitted. For example:

How many times per week do you use public transport?

1–3 times _____

3–6 times _____

6–9 times _____

More than 10 times _____

Not only does the respondent not know where to answer if his or her answer might be 3 or 6 times; there is no answer for someone who would want to answer 10.

- Students sometimes do not ensure the answers correspond to the question. For example:

Do you regularly go to your gym?

More than once a week _____

Once a week _____

2 or 3 times a month _____

Once a month _____

The problem here is that the answer to the question is logically either 'yes' or 'no'. However, the student quite sensibly wants to gain some idea of frequency (something that I would agree with in the light of my second point in this list!). The problem is that the question and the response categories are out of kilter. The student

first needs to ascertain whether the respondent goes to a gym and then should ask a question about frequency, like:

How frequently do you go to your gym in any month?

More than once a week _____

Once a week _____

2 or 3 times a month _____

Once a month _____

- Students sometimes fail to provide a time frame (and one that is appropriate) with their questions. Thus, the question 'How much do you earn?' is hopeless because it fails to provide the respondent with a time frame. Is it per week, per month, or per annum? A further though separate problem is that respondents need to be told whether the figure required should be gross (i.e. before deductions for tax, national insurance, etc.) or net (i.e. after deductions). In view of the sensitivities surrounding a person's salary, it is often best not to ask the question this way but to provide instead a set of income groupings on a show card (for example, below £10,000; £10,000–£19,999; £20,000–£29,999, etc.).
- Do remember the advice given in the text about the importance of formatting that makes it easy for respondents to answer and that also reduces the likelihood of them making mistakes in answering. While I was writing this revision, I was given a card by someone who had carried out some work on my house that had to be sent to my local trading standards office. It contained a number of questions about my satisfaction with aspects of his work. At the end of the short questionnaire, the following question (or is it two questions?) was presented:

Please tick your age category

Under 50 60–64 65–74

75+ Male Female

It is difficult to know where to start with this question. One obvious problem is that it seems to assume that nobody will be aged in the 50–59 age range. The second problem is that the answer categories for someone's age are wrapped around onto a second line. This is really not desirable. If your answer categories are to have a horizontal format, keep them on one line. If you cannot do that because of space problems, make the answers vertical. However, the most bizarre aspect is the way the categories Male and Female appear apparently on the same line as an age band. Also, they appear without a question! Do try to bear in mind the importance of good formatting and do remember that people can be aged between 50 and 59!

If you never committed any of these 'sins', you would be well on the way to producing a questionnaire that would stand out from the rest, provided you took into account the other advice I give in this chapter as well!



Vignette questions

A form of asking mainly closed questions that has been used in connection with the examination of people's normative standards is the vignette technique. The technique essentially comprises presenting respondents with one or more scenarios and then asking them how they would respond when confronted with the circumstances

of that scenario. Research in focus 11.4 describes a vignette that was employed in the context of a study of family obligations in Britain. The aim was to elicit respondents' normative judgements about how family members should respond to relatives who are in need and indeed *who* should do the responding.



Research in focus 11.4

A vignette to establish family obligations

Jim and Margaret Robinson are a married couple in their early forties. Jim's parents, who live several hundred miles away, have had a serious car accident and they need long-term daily care and help. Jim is their only son. He and his wife both work for the Electricity Board and they could both get transfers so they could work near his parents.

Card E

(a) From the card, what should Jim and Margaret do?

Move to live near Jim's parents

Have Jim's parents move to live with them

Give Jim's parents money to help them pay for daily care

Let Jim's parents make their own arrangements

Do something else (SPECIFY)

Don't know

(b) In fact, Jim and Margaret are prepared to move and live near Jim's parents, but teachers at their children's school say that moving might have a bad effect on their children's education. Both children will soon be taking O-levels [predecessors to the current GCSE examinations].

What should Jim and Margaret do? Should they move or should they stay?

Move

Stay

(c) Why do you think they should move/stay?

Probe fully verbatim

(d) Jim and Margaret *do* decide to go and live near Jim's parents. A year later Jim's mother dies and his father's condition gets worse so that he needs full-time care.

Should Jim or Margaret give up their jobs to take care of Jim's father? *IF YES: Who should give up their job, Jim or Margaret?*

Yes, Jim should give up his job

Yes, Margaret should give up her job

No, neither should give up their jobs

Don't know/Depends

Source: Finch (1987: 108).

The vignette is designed to tease out respondents' norms concerning family obligations in respect of several factors: the nature of the care (whether long or short term and whether it should entail direct involvement or just the provision of resources); the significance of geographical proximity; the dilemma of paid work and care; and the gender component of who should give up a job if that was deemed the appropriate course of action. There is a gradual increase in the specificity of

the situation facing Jim and Margaret and therefore the respondent. Initially, we are not aware of whether Jim and Margaret are prepared to move; then we know they are; and then we learn they do in fact decide to move, which leads to the question of whether one of them should become a full-time carer.

Many aspects of the issues being tapped by the series of questions could be accessed through attitude items, such as:

When a working couple decides that one of them should care for parents, the wife should be the one to give up her job.

- Strongly agree _____
 Agree _____
 Undecided _____
 Disagree _____
 Strongly disagree _____

The advantage of the vignette over such an attitude question is that it anchors the choice in a situation and as such reduces the possibility of an unreflective reply. Finch (1987) also argues that, when the subject matter is a sensitive area (in this case, dealing with family relationships), there is the possibility that the questions may be seen as threatening by respondents. Respondents may feel that they are being judged by their replies. Finch argues that the fact that the questions are about other people (and imaginary ones at that) permits a certain amount of distance between the questioning and the respondent and results in a less threatening context.

However, it is hard to believe that respondents will not feel that their replies will at least in part be seen as reflecting on them, even if the questions are not about them as such.

One obvious requirement of the vignette technique is that the scenarios must be believable, so that considerable effort needs to go into the construction of credible situations. Finch points to some further considerations in relation to this style of questioning. It is more or less impossible to establish how far assumptions are being made about the characters in the scenario (such as their ethnicity) and what the significance of those assumptions might be for the validity and comparability of people's replies. It is also difficult to establish how far people's answers reflect their own normative views or indeed how they themselves would act when confronted with the kinds of choices revealed in the scenarios. However, in spite of these reservations, the vignette technique warrants serious consideration when the research focus is concerned with an area that lends itself to this style of questioning.



Piloting and pre-testing questions

It is always desirable, if at all possible, to conduct a pilot study before administering a self-completion questionnaire or structured interview schedule to your sample. In fact, the desirability of piloting such instruments is not solely to do with trying to ensure that survey questions operate well; piloting also has a role in ensuring that the research instrument as a whole functions well. Pilot studies may be particularly crucial in relation to research based on the self-completion questionnaire, since there will not be an interviewer present to clear up any confusion. Also, with interviews, persistent problems may emerge after a few interviews have been carried out, and these can then be addressed. However, with self-completion questionnaires, since they are sent or handed out in large numbers, considerable wastage may occur before any problems become apparent.

Here are some uses of pilot studies in survey research.

- If the main study is going to employ mainly closed questions, open questions can be asked in the pilot to generate the fixed-choice answers. Glock (1988), for example, extols the virtues of conducting qualitative interviews in preparation for a survey for precisely this kind of reason.
- Piloting an interview schedule can provide interviewers with some experience of using it and can infuse them with a greater sense of confidence.
- If everyone (or virtually everyone) who answers a question replies in the same way, the resulting data are unlikely to be of interest because they do not form a variable. A pilot study allows such a question to be identified.
- In interview surveys, it may be possible to identify questions that make respondents feel uncomfortable and to detect any tendency for respondents' interest to be lost at certain junctures.
- Questions that seem not to be understood (more likely to be realized in an interview than in a self-completion questionnaire context) or questions that are often not answered should become apparent. The latter problem of questions being skipped may be due to confusing or threatening phrasing, poorly worded instructions, or confusing positioning in the interview schedule or questionnaire. Whatever the cause might be, such missing data are undesirable, and a pilot study may be instrumental in identifying the problem.

- Pilot studies allow the researcher to determine the adequacy of instructions to interviewers, or to respondents completing a self-completion questionnaire.
- It may be possible to consider how well the questions flow and whether it is necessary to move some of them around to improve this feature.

The pilot should not be carried out on people who might have been members of the sample that would be

employed in the full study. One reason for this is that, if you are seeking to employ probability sampling, the selecting-out of a number of members of the population or sample may affect the representativeness of any subsequent sample. If possible, it is best to find a small set of respondents who are comparable to members of the population from which the sample for the full study will be taken.



Using existing questions

One final observation regarding the asking of questions is that you should also consider using questions that have been employed by other researchers for at least part of your questionnaire or interview schedule. This may seem like stealing, and you would be advised to contact the researchers concerned regarding the use of questions they have devised. However, employing existing questions allows you to use questions that have in a sense been piloted for you. If any reliability and validity testing has taken place, you will know about the measurement qualities of the existing questions you use. A further advantage of using existing questions is that they allow you to draw comparisons with other research. This might allow you to indicate whether change has occurred or whether the findings apply to your sample. For example, if you are researching job satisfaction, using one of the standard job satisfaction scales would allow you to compare your findings with another researcher's. Alternatively, using the same questions as another researcher may allow you to explore whether the location of your sample appears to make a difference to the findings. While you need to be cautious about inferring too much from such comparisons between your own and other researchers' data, the findings can nonetheless be illuminating.

At the very least, examining questions used by others might give you some ideas about how best to approach your own questions, even if you decide not to make use of them as they stand. The use of existing questions is a common practice among researchers. For example,

the researchers who developed the scale designed to measure attitudes to vegetarians (Research in focus 7.5) used several existing questions devised for measuring other concepts in which they were interested, such as measures of authoritarianism and political conservatism. These other measures had known properties in terms of their reliability and validity. Similarly, Walklate (2000: 194) describes how, in developing a survey instrument to be administered to possible victims of crime, she and her colleagues used 'tried and tested questions taken from pre-existing criminal victimization surveys amended to take account of our own more localized concerns'.

The UK Data Archive (UKDA), which aims to improve standards in UK survey research, has a very good question bank providing access to questionnaires from major surveys (including the census) and associated commentary to assist survey design. It is freely available and can be found at the following site:

<http://survenet.ac.uk/sqb> (accessed 28 September 2010).

The question bank includes questions from major surveys. They are presented in the context of the questionnaire in which they appeared and are accompanied by technical details. The search mechanism allows you to search for a particular questionnaire or it allows you to input keywords to find cases of the use of topics in questions.



Tips and skills

Getting help in designing questions

When designing questions, as I suggested above, try to put yourself in the position of someone who has been asked to answer the questions. This can be difficult, because some (if not all!) of the questions may not apply to you—for example, if you are a young student doing a survey of retired people. However, try to think about how *you* would reply. This means concentrating not just on the questions themselves but also on the links between the questions. For example, do filter questions work in the way you expect them to? Then try the question out on some people you know, as in a pilot study. Ask them to be critical and to consider how well the questions connect to each other. Also, do look at the questionnaires and structured interview schedules that other experienced researchers have devised. They may not have asked questions on your topic, but the way they have asked the questions should give you an idea of what to do and what to avoid when designing such instruments.



Checklist

Issues to consider for your structured interview schedule or self-completion questionnaire

- Have you devised a clear and comprehensive way of introducing the research to interviewees or questionnaire respondents?
- Have you considered whether there are any existing questions used by other researchers to investigate this topic that could meet your needs?
- Do the questions allow you to answer all your research questions?
- Could any questions that are not strictly relevant to your research questions be dropped?
- Have you tried to put yourself in the position of answering as many of the questions as possible?
- Have you piloted the questionnaire with some appropriate respondents?
- If it is a structured interview schedule, have you made sure that the instructions to yourself and to anyone else involved in interviewing are clear (for example, with filter questions, is it clear which questions should be missed out)?
- If it is a self-completion questionnaire, have you made sure that the instructions to respondents are clear (for example, with filter questions, is it clear which questions should be missed out)?
- Are instructions about how to record responses clear (for example, whether to tick or circle or delete; whether more than one response is allowable)?
- Have you included as few open questions as possible?
- Have you allowed respondents to indicate levels of intensity in their replies, so that they are not forced into 'yes' or 'no' answers where intensity of feeling may be more appropriate?
- Have you ensured that questions and their answers do not span more than one page?
- Have socio-demographic questions been left until the end of the questionnaire?
- Are questions relating to the research topic at or very close to the beginning?

- Have you taken steps to ensure that the questions you are asking really do supply you with the information you need?
- Have you taken steps to ensure that there are no:
 - Ambiguous terms in questions or response choices?
 - Long questions?
 - Double-barrelled questions?
 - Very general questions?
 - Leading questions?
 - Questions that are asking about two or more things?
 - Questions that include negatives?
 - Questions using technical terms?
- Have you made sure that your respondents will have the requisite knowledge to answer your questions?
- Is there an appropriate match between your questions and your response choices?
- Have you made sure that your response choices are properly balanced?
- Do any of your questions rely too much on your respondents' memory?
- Have you ensured that there is a category of 'other' (or similar category such as 'unsure' or 'neither agree nor disagree') so that respondents are not forced to answer in a way that is not indicative of what they think or do?

If you are using a Likert-scale approach:

- Have you included some items that can be reverse scored in order to minimize response sets?
- Have you made sure that the items really do relate to the same underlying cluster of attitudes so that they can be aggregated?
- Have you ensured that your response choices are exhaustive?
- Have you ensured that your response choices do not overlap?



Key points

- While open questions undoubtedly have certain advantages, closed questions are typically preferable for a survey, because of the ease of asking questions and recording and processing answers.
- This point applies particularly to the self-completion questionnaire.
- Open questions of the kind used in qualitative interviewing have a useful role in relation to the formulation of fixed-choice answers and piloting.
- It is crucial to learn the rules of question-asking to avoid some of the more obvious pitfalls.
- Remember always to put yourself in the position of the respondent when asking questions and to make sure you will generate data appropriate to your research questions.
- Piloting or pre-testing may clear up problems in question formulation.



Questions for review

Open or closed questions?

- What difficulties do open questions present in survey research?
- Why are closed questions frequently preferred to open questions in survey research?
- What are the limitations of closed questions?
- How can closed questions be improved?

Types of question

- What are the main types of question that are likely to be used in a structured interview or self-administered questionnaire?

Rules for designing questions

- What is wrong with each of the following questions?

What is your annual salary?

Below £10,000 _____

£10,000–15,000 _____

£15,000–20,000 _____

£20,000–25,000 _____

£25,000–30,000 _____

£30,000–35,000 _____

£35,000 and over _____

Do you ever feel alienated from your work?

All the time _____

Often _____

Occasionally _____

Never _____

How satisfied are you with the provision of educational services and social services in your area?

Very satisfied _____

Fairly satisfied _____

Neither satisfied nor dissatisfied _____

Fairly dissatisfied _____

Very dissatisfied _____

What is your marital status?

Single _____

Married _____

Divorced _____

Vignette questions

- In what circumstances are vignette questions appropriate?

Piloting and pre-testing questions

- Why is it important to pilot questions?

Using existing questions

- Why might it be useful to use questions devised by others?



Online Resource Centre

www.oxfordtextbooks.co.uk/orc/brymansrm4e/

Visit the Online Resource Centre that accompanies this book to enrich your understanding of asking questions. Consult web links, test yourself using multiple choice questions, and gain further guidance and inspiration from the Student Researcher's Toolkit.

12

Structured observation

Chapter outline

Introduction	270
Problems with survey research on social behaviour	270
So why not observe behaviour?	272
The observation schedule	275
Strategies for observing behaviour	276
Sampling	277
Sampling people	277
Sampling in terms of time	278
Further sampling considerations	278
Issues of reliability and validity	279
Reliability	279
Validity	280
Field stimulations as a form of structured observation	282
Criticisms of structured observation	283
On the other hand . . .	284
Checklist	285
Key points	285
Questions for review	286





Chapter guide

Structured observation is a method that is relatively underused in social research. It entails the direct observation of behaviour and the recording of that behaviour in terms of categories that have been devised prior to the start of data collection. This chapter explores:

- the limitations of survey research for the study of behaviour;
- the different forms of observation in social research;
- the potential of structured observation for the study of behaviour;
- how to devise an observation schedule;
- different strategies for observing behaviour in structured observation;
- sampling issues in structured observation research; with this method, the issue of sampling is to do not just with people but also with the sampling of time and contexts;
- issues of reliability and validity in structured observation;
- field stimulations, whereby the researcher actively intervenes in social life and records what happens as a consequence of the intervention, as a form of structured observation;
- some criticisms of structured observation.

Introduction

Structured observation is a method for systematically observing the behaviour of individuals in terms of a schedule of categories. It is a technique in which the researcher employs explicitly formulated rules for the observation and recording of behaviour. One of its main advantages is that it allows behaviour to be observed directly, unlike in

survey research, which allows behaviour only to be inferred. In survey research, respondents frequently report their behaviour, but there are good reasons for thinking that such reports may not be entirely accurate. Structured observation constitutes a possible solution in that it entails the direct observation of behaviour.



Problems with survey research on social behaviour

Chapters 8 through 11 have dealt with several different aspects of survey research. In the course of outlining procedures associated with the survey, certain problems with the techniques with which it is typically associated have been identified. To some extent the deficiencies associated with the survey are recognized by practitioners, who have developed ways of dealing with them or at least of offsetting their impact to some degree. When survey techniques such as the structured interview or the

self-completion questionnaire are employed in connection with the study of respondents' *behaviour*, certain characteristic difficulties are encountered, some of which have been touched on in earlier chapters. Tips and skills 'Problems with using survey research to investigate behaviour' identifies some of the difficulties entailed in using survey methods to research behaviour. The list is by no means exhaustive but it does capture some of the main elements.



Tips and skills

Problems with using survey research to investigate behaviour

- *Problem of meaning.* People may vary in their interpretations of key terms in a question (see Thinking deeply 12.1).
- *Problem of omission.* When answering the question, respondents may inadvertently omit key terms in the question (see Thinking deeply 12.1).
- *Problem of memory.* They may misremember aspects of the occurrence of certain forms of behaviour.
- *Social desirability effect.* They may exhibit a tendency towards replying in ways that are meant to be consistent with their perceptions of the desirability of certain kinds of answer.
- *Question threat.* Some questions may appear threatening and result in a failure to provide an honest reply.
- *Interviewer characteristics.* Aspects of the interviewer may influence the answers provided.
- *Gap between stated and actual behaviour.* How people say they are likely to behave and how they actually behave may be inconsistent (see Thinking deeply 12.2).



Thinking deeply 12.1

Accurate reporting of behaviour and the problems of meaning and omission

Belson (1981) has conducted detailed studies of how people interpret questions designed to gauge attitudes and behaviour. One question concerned with the latter was embedded in a structured interview schedule administered to fifty-nine British adults and went as follows:

When you turn on your television in the evening, do you generally go on viewing till the end of the evening or do you just watch one or two programmes? (Belson 1981: 59)

Intensive interviews undertaken after the structured interviews had been carried out revealed that no respondents interpreted the question totally correctly. Twenty-five respondents arrived at incorrect interpretations; the rest were broadly correct but in varying degrees. A common problem was that the question was designed to refer to when the respondents themselves turned the television on. This was correctly interpreted by thirty-eight respondents, but fifteen interpreted the question to mean when the set was switched on—that is, not necessarily by the respondent (problem of meaning). Nine respondents appeared not to have taken any notice of the phrase ‘when you turn on your television’ (problem of omission). Similarly, ten failed to consider ‘till the end of the evening’ in their answers, while ‘generally’ spawned several interpretations. We see here problems of omission and meaning respectively.



Thinking deeply 12.2

Gap between stated and actual behaviour

This is one of the most infamous cases of problems of the gap between what people say they do (or are likely to do) and their actual behaviour. Questionnaires tap people’s attitudes and reports of their behaviour, but one might legitimately question how well these relate to actual behaviour. A study of racial prejudice conducted many years ago by LaPiere (1934) illustrates this issue. He spent two years travelling with a young Chinese student and his

wife to determine whether they were refused entry at hotels and restaurants. They twice crossed the USA. Of 66 hotels, they were refused entry once; of 184 restaurants and diners, none refused entry. LaPiere sought to eliminate himself as a possible contaminating influence by ensuring that he was not involved in gaining access to the various establishments and indeed seems to have sought to load the dice slightly in favour of being turned away:

Whenever possible I let my Chinese friend negotiate for accommodation . . . or sent them into a restaurant ahead of me. In this way I attempted to 'factor' myself out. We sometimes patronized high-class establishments after a hard and dusty day on the road and stopped at inferior auto camps when in our most presentable condition. (LaPiere 1934: 232)

LaPiere then allowed six months to elapse and sent questionnaires to the hotels and restaurants they had visited. One of the questions asked: 'Will you accept members of the Chinese race as guests in your establishment?' Of the establishments that replied, 92 per cent of restaurants said no; and 91 per cent of hotels said no. LaPiere's simple though striking study clearly illustrates the gap that may exist between reports of behaviour and actual behaviour. It should also be noted that the question asked is somewhat unclear, a feature that is not usually remarked upon in connection with this widely cited study. 'Will you . . .?' can be interpreted as asking the respondent to project into the future or to state the establishment's policy. Quite why the more obvious formulation of 'Do you . . .?' was not used is not clear, though it is unlikely that this point has a significant bearing on the findings and their implications for survey research.



So why not observe behaviour?

An obvious solution to the problems identified is to observe people's behaviour directly rather than to rely on research instruments like questionnaires to elicit such information. In this chapter, I am going to outline a method called *structured observation* (see Key concept 12.1), also often called **systematic observation**.

Much like the interview (see Key concept 9.2), there are many different forms of observation approach in social research. Key concept 12.2 outlines some major ways of conducting observation studies in social research.

It has been implied that structured observation can be viewed as an alternative to survey methods of research. After all, in view of the various problems identified in Tips and skills 'Problems with using survey research to investigate behaviour', it would seem an obvious solution to observe people instead. However, structured observation has not attracted a large following and instead tends to be used in certain specific research areas, such as the behaviour of school teachers and pupils and interaction between them.



Key concept 12.1 What is structured observation?

Structured observation, often also called *systematic observation*, is a technique in which the researcher employs explicitly formulated rules for the observation and recording of behaviour. The rules inform observers about what they should look for and how they should record behaviour. Each person who is part of the research (we will call these people 'participants') is observed for a predetermined period of time using the same rules. These rules are articulated in what is usually referred to as an **observation schedule**, which bears many similarities to a structured interview schedule with closed questions. The aim of the observation schedule is to ensure that each participant's behaviour is systematically recorded so that it is possible to aggregate the behaviour of all those in the sample in respect of each type of behaviour being recorded. The rules that constitute the observation schedule are as specific as possible in order to direct observers to exactly what aspects of behaviour they are supposed to be looking for. The resulting data resemble questionnaire data considerably, in that the procedure generates information on different aspects of behaviour that can be treated as variables. Moreover, structured observation research is typically underpinned by a cross-sectional research design (see Key concept 3.6 and Figures 3.2 and 3.3).



Key concept 12.2

Major types of observation research

The following are the major forms of observational research in social research.

- *Structured observation.* See Key concept 12.1.
- *Systematic observation.* See Key concept 12.1.
- *Participant observation.* This is one of the best-known methods of research in the social sciences. It is primarily associated with qualitative research and entails the relatively prolonged immersion of the observer in a social setting in which he or she seeks to observe the behaviour of members of that setting (group, organization, community, etc.) and to elicit the meanings they attribute to their environment and behaviour. Participant observers vary considerably in how much they participate in the social settings in which they locate themselves. See Key concept 19.1 and Chapter 19 generally for a more detailed treatment.
- *Non-participant observation.* This is a term that is used to describe a situation in which the observer observes but does not participate in what is going on in the social setting. Structured observers are usually non-participants in that they are in the social setting being observed but rarely participate in what is happening. The term can also be used in connection with unstructured observation.
- *Unstructured observation.* As its name implies, unstructured observation does not entail the use of an observation schedule for the recording of behaviour. Instead, the aim is to record in as much detail as possible the behaviour of participants with the aim of developing a narrative account of that behaviour. In a sense, most participant observation is unstructured, but the term unstructured observation is usually employed in conjunction with non-participant observation.
- *Simple observation and contrived observation.* Webb et al. (1966) write about forms of observation in which the observer is unobtrusive and is not observed by those being observed. With simple observation, the observer has no influence over the situation being observed; in the case of contrived observation, the observer actively alters the situation to observe the effects of an intervention. These two types of observation are invariably forms of non-participant observation and can entail either structured or unstructured observation.

Central to any structured observation study will be the *observation schedule* or *coding scheme*. This specifies the categories of behaviour that are to be observed and how behaviour should be allocated to those categories. It is best to illustrate what this involves by looking at examples. One of the best-known schedules for the observation of classrooms is Flanders Interaction Analysis Categories (FIAC), devised by Flanders (1970). This scheme was developed in the USA, but has been employed fairly extensively in other countries. An observer watches a classroom during a lesson and every three seconds allocates a category number to the type of activity that takes place in that three-second period. (See Figure 12.1 for the different types of activity in the FIAC scheme.) In other words, in each and every minute, the observer will write down twenty numbers, each of which will relate directly to the coding scheme.

From such data a number of features can be derived. For example, it becomes possible to compare teachers' styles in terms of such things as the relative emphasis

upon teachers doing the talking and pupils talking. One can also compare teachers in terms of the amounts of silence or confusion that take place in their lessons. It also becomes possible to compare classes in terms of these categories. In fact, we tend to find, using the FIAC scheme, that two-thirds of time in the classroom is made up of talk. Of that talk, two-thirds derives from the teacher. It is helpful in bringing about an understanding of what happens in lessons and can be useful in developing information about which styles seem most effective. For example, are better exam results achieved by teachers who exhibit a high level of talking relative to that of pupils, or are teachers who allow more pupil talk more effective? The scheme can also be used in teacher training in order to help trainees to become aware of features of their teaching style, and possibly to begin to question its appropriateness.

It is interesting to think about how a scheme like this might be employed in connection with higher education teaching and in particular in tutorials and seminars. In

Figure 12.1

FIAC categories

<i>Teacher talk</i>	Response	1 Accepts feeling (e.g. accepts and clarifies an attitude or the feeling tone of a pupil) 2 Praises or encourages 3 Accepts or uses ideas of pupils
	Initiation	4 Asks questions 5 Lecturing 6 Giving direction 7 Criticizing or justifying authority
<i>Pupil talk</i>		8 Pupil talk—response
		9 Pupil talk—initiation
<i>Silence</i>		10 Silence or confusion

the following imaginary scheme, the focus is on the teacher. The categories might be:

Tutor

1. asking question addressed to group;
2. asking question addressed to individual;
3. responding to question asked by member of group;
4. responding to comment by member of group;
5. discussing topic;
6. making arrangements;
7. silence.

Student(s)

8. asking question;
9. responding to question from tutor;
10. responding to comment from tutor;
11. responding to question from another student;
12. responding to comment from another student;
13. talking about arrangements.

We might want to code what is happening every five seconds. The coding sheet for a five-minute period in the tutorial might then look like Figure 12.2. In this grid, each cell represents a five-second interval so that a row comprises twelve five-second intervals—that is, a minute.

Figure 12.2

Coding sheet for imaginary study of university tutors

3	3	3	3	10	10	10	10	10	10	10	10
10	10	10	10	10	10	7	7	7	8	8	8
8	8	8	8	8	8	8	8	11	11	11	11
11	11	11	11	11	11	11	11	11	11	11	11
7	7	7	7	7	4	4	4	4	4	4	1

Note: Each cell represents a five-second interval and each row is one minute. The number in each cell refers to the code used to represent a category of behaviour that has been observed.

The numbers in each cell are the codes used to represent the classification of behavior. Thus, the top left-hand cell has a 3 in it, which refers to a tutor responding to a question asked by a member of the group. We might try to relate the amount of time that the tutor is engaged in particular activities to such things as: number of students in the group; layout of the room; subject discipline; gender of tutor; age of tutor; and so on.



Research in focus 12.1

Observing behaviour in English schools

Blatchford et al. (2003) conducted research into the impact of class size on pupil behaviour. They were interested in the possibility that, as class sizes increase, pupil inattentiveness also increases, resulting in difficult relationships between the children. The observational component of this research was based on children in large and small reception classes (age 4–5 years). The authors (2003: 21–2) describe their approach as involving

direct, i.e. on-the-spot, observations of selected children in terms of previously developed categories and in terms of 5-minute observation sheets divided into continuous 10-second time samples. The schedule was child-based in the sense that one child at a time was observed . . . The schedule involved categories that provided a description of time spent in three ‘social modes’—when with their teachers, other children and when not interacting. Within each of these three modes sub-categories covered work, procedural, social and off-task activity. . . . The aim was to observe [six randomly chosen] children in each class five times per day, for 3 days. In the event the average number of completed observation sheets per child was 14 . . . In terms of time there were 69 minutes of observation per child.

The Blatchford et al. (2003) article emphasizes the data relating to interaction between children and ‘off-task’ behaviour. The interaction between children was observed and coded in terms of the following categories: task; procedure (class organization and management); social; mucking about; aggressive; help; and unclear.



The observation schedule

Devising a schedule for the recording of observations is clearly a crucial step in the structured observation project. The considerations that go into this phase are very similar to those involved in producing a structured interview schedule. The following considerations are worth taking into account.

- A clear focus is necessary. There are two aspects to this point. First, it should be clear to the observer exactly who or what (and possibly both) is to be observed. For example, if people are the focus of attention, the observer needs to know precisely who is to be observed. Also, the observer needs to know which if any aspects of the setting are to be observed and hence recorded. The second sense in which a clear focus is necessary is that the research problem needs to be clearly stated so that the observer knows which of the many things going on in any setting are to be recorded.
- As with the production of a closed question for a structured interview schedule or self-completion questionnaire, the forms taken by any category of behaviour must be both mutually exclusive (that is, not overlap) and inclusive. Taking the earlier example of coding behaviour in a university tutorial, we might conceivably run into a problem of the thirteen categories not being exhaustive if a student knocks on the tutor’s door and quickly asks him or her a question (perhaps about the tutorial topic if the student is from another of the tutor’s groups). An observer unfamiliar with the ways of university life might well be unsure about whether this behaviour needs to be coded in terms of the thirteen categories or whether the coding should be temporarily suspended. Perhaps the best approach would be to have another category of behaviour to be coded that we might term ‘interruption’. It is often desirable for a certain amount of unstructured observation to take place before the construction of the observation schedule and for there to be some piloting of it, so that possible problems associated with a lack of inclusiveness can be anticipated.
- The recording system must be easy to operate. Complex systems with large numbers of types of behaviour will be undesirable. Much like interviewers using a structured interview schedule, observers need to be trained, but even so it is easy for an observer to become flustered or confused if faced with too many options.

- One possible problem with some observation schedules is that they sometimes require a certain amount of interpretation on the part of the observer. For example, it might be difficult to distinguish between a student responding to a question raised by another student and discussing the tutorial topic. To the extent that it may be difficult to distinguish between the two,

a certain amount of interpretation on the part of the observer may be required. If such interpretation is required, there would need to be clear guidelines for the observer, and considerable experience would be required (see Research in focus 12.2 for an illustration of a study in which a good deal of interpretation seems to have been necessary).



Research in focus 12.2

Observing jobs

Jenkins et al. (1975) report the results of an exploratory study employed to measure the nature of jobs. The research focused on several different types of job in a number of different types of organization. An observation schedule was devised to assess the nature of twenty aspects (dimensions) of the jobs in question. Most of the dimensions were measured through more than one indicator, each of which took the form of a question that observers had to answer on a six- or seven-point scale. These were then aggregated for each dimension. While the research has a predominantly psychological slant, many of the twenty dimensions relate to issues that have been raised in the sociology of work by labour process theorists and others (e.g. Braverman 1974). One dimension relates to 'Worker pace control' and comprises three observational indicators such as:

How much control does the employee have in setting the pace of his or her work?

Another dimension was 'Autonomy', which comprised four items, such as:

The job allows the individual to make a lot of decisions on his or her own.

Most of the observers were university students. The procedure for conducting the observations was as follows: 'Each respondent was observed twice for an hour. The observations were scheduled so that the two different observations were separated by at least 2 days, were usually made at different times of the day, and were always made by two different observers' (Jenkins et al. 1975: 173).



Strategies for observing behaviour

There are different ways of conceptualizing how behaviour should be recorded.

- We can record in terms of *incidents*. This means waiting for something to happen and then recording what follows from it. Essentially, this is what LaPiere (1934) did (see Thinking deeply 12.2), in that he waited for the Chinese couple to negotiate entry to each hotel or restaurant and then recorded whether they were allowed entry or not. I remember reading many years ago in a newspaper that someone placed a ladder over a pavement and then observed whether people preferred to go under the ladder or to risk life and limb in the face of oncoming traffic. A considerable number

preferred the latter option, confirming the persistence of superstitious beliefs in an apparently secular society. Once again, an incident (someone approaching the ladder) triggered the observation. Research in focus 12.3 contains a more recent example of such 'research'. Observation of this kind is what Webb et al. (1966) would regard as an example of *contrived observation*, because the researchers fabricated the situation. The discussion later in this chapter of *field stimulations* provides further illustrations of this kind of research.

- We can observe and record in terms of *short periods* of time. This was the case with the research reported in Research in focus 12.1, where '5-minute observation

sheets' were used. A slight variation on this theme can be found in the research reported in Research in focus 3.6. Children in St Helena were videotaped over a two-week period during their morning, lunchtime, and afternoon breaks. The tapes were then coded using

the Playground Behaviour Observation Schedule which is an instrument for recording the occurrence of 23 behaviours (e.g. games; fantasy play; character imitation; anti-social and pro-social behaviour) and their behaviour groupings (i.e. whether the behaviour was undertaken by an individual, a pair, or with 3–5 or 6 or more children). . . . A separate Playground Behaviour Observation Schedule was completed for each 30-second segment. (Charlton et al. 1998: 7)

- We can observe and record observations for quite *long periods* of time. The observer watches and records more or less continuously. The FIAC scheme adopts this strategy. Another example is the study of job characteristics by Jenkins et al. (1975), which entailed the observation of each worker on two occasions but for an hour on each occasion (see Research in focus 12.2):

'The observation hour was structured so that the observer spent 10 min becoming oriented to the job, 30 min observing specific job actions, and 20 min rating the job in situ. The observers then typically spent an additional 15 min away from the job completing the observation instrument' (Jenkins et al. 1975: 174). This last study is an example of what Martin and Bateson (1986) refer to as **continuous recording**, whereby the observer observes for extended periods, thus allowing the frequency and duration of forms of behaviour to be measured. They contrast this approach with **time sampling**.

- *Time sampling* is a further approach to the observation of behaviour. An example here would be a study of schools known as the ORACLE (Observational Research and Classroom Learning Evaluation) project (Galton et al. 1980). In this research, eight children (four of each gender) in each class in which observation took place were observed for around four minutes but on ten separate occasions. A mechanical device made a noise every twenty-five seconds, and, on each occasion this occurred, the observer made a note of what the teacher or pupils were doing in terms of the observation schedule. The sampling of time periods was random.



Research in focus 12.3

Is chivalry disappearing?

This is hardly research, but 'roadside tests' set up by the tyre firm Continental found that British male drivers were unwilling to help a 'woman described as blonde, in her mid-twenties and attractive' who was struggling to change a tyre (McVeigh 2006). These tests, which were a form of contrived observation, were set up in five British cities. Across the cities, 97 per cent of men zoomed past her, while she 'stood at the roadside clutching a spare wheel'. Chivalry was somewhat greater in Newcastle and among drivers of red cars! *The Times* columnist who reported this 'research' writes that a survey, for which no details are given, found that over half of British men claimed they would stop to help a woman struggling to change a tyre in such circumstances. This apparent gulf between actual and stated behaviour recalls the LaPiere (1934) study referred to in Thinking deeply 12.2.



Sampling

Just like survey research, structured observation necessitates decisions about sampling. However, with structured observation, issues surrounding sampling do not revolve solely around how to sample people. Several other sampling issues are involved.

Sampling people

When people are being sampled, considerations very similar to those encountered in Chapter 8 in respect of probability sampling come to the fore. This means that

the observer will ideally want to sample on a random basis. In Croll and Moses's (1985) research on children with special educational needs, thirty-four classrooms from a number of different schools were selected for observation. All children were within the same age range. Initially, each teacher was interviewed to determine which children in his or her class were regarded as having special needs. In addition, tests of both reading ability and non-verbal reasoning were administered to children to identify those who appeared to have special needs, but who had not been identified by the teacher. Up to six children with special needs in each class were then randomly sampled as being the focus of structured observation; so too were four children who had not been identified as having special needs—these children acted as a kind of control group. In this way, 280 children were sampled, of whom 151 were identified as having special needs; the other 129 served as control subjects. The teachers did not know exactly which children were being observed. Each child was observed for a few minutes, after which the observer proceeded to the next child to be observed in a predetermined random order. In the end, each child was observed for a total of two hours. This was made up of a large number of short observation periods. In the research reported in Research in focus 12.1, the six students in each class were selected randomly but with the stipulation that three boys and three girls would be sampled. In the study of job characteristics (Research in focus 12.2), the individuals who were observed at work were randomly selected (Jenkins et al. 1975).

Sampling in terms of time

As implied by the idea of time sampling (see above), it is often necessary to ensure that, if certain individuals are sampled on more than one occasion, they are not always observed at the same time of the day. This means that, if particular individuals are selected randomly for observation on several different occasions for short periods, it is desirable for the observation periods to be randomly selected. For example, it would not be desirable for a certain pupil in a school classroom always to be observed at the end of the day. He or she may be tired, and this will give a false impression of that pupil's behaviour. In the research reported in Research in focus 12.1, each child was observed at separate times on three different days. As a result, the researchers' ratings of any child are unlikely to be distorted by unusual behaviour that he or she might exhibit on just one or two occasions.

Further sampling considerations

The sampling procedures mentioned so far conform to probability sampling principles, because it is feasible to construct a sampling frame for individuals. However, this is not always possible for different kinds of reason. Studies in public areas, like the research on superstition mentioned above, do not permit random sampling, because we cannot very easily construct a sampling frame of people walking along a street. Similarly, it is not feasible to construct a sampling frame of interactions. Reiss (1976), for example, has written about the difficulty of developing a random sample of encounters between police officers and the public. The problem with doing structured observation research on such a topic is that it does not lend itself to the specification of a sampling frame, and therefore the researcher's ability to generate a probability sample is curtailed.

As suggested in Chapter 8, considerations relating to probability sampling derive largely from concerns surrounding the external validity (or generalizability) of findings. Such concerns are not necessarily totally addressed by resorting to probability sampling, however. For example, if a structured observation study is conducted over a relatively short span of time, issues of the representativeness of findings are likely to arise. If the research was conducted in schools, observations conducted towards the end of the school year, when examinations are likely to loom large in the thinking of both teachers and students, may affect the results obtained compared to observations at a different point in the academic year. Consequently, consideration has to be given to the question of the timing of observation. This potential problem was dealt with in the ORACLE research by ensuring that teachers and each target pupil were observed on six occasions during each of the three school terms. Furthermore, how are the sites in which structured observation is to take place selected? Can we presume that they are themselves representative? Clearly, a random sampling procedure for the selection of schools may assuage any worries in this connection. However, in view of the difficulty of securing access to settings such as schools and business organizations, it is likely that the organizations to which access is secured may not be representative of the population of appropriate ones.

A further set of distinctions between types of sampling in structured observation have been drawn by Martin and Bateson (1986) between:

- **ad libitum sampling**, whereby the observer records whatever is happening at the time;

- **focal sampling**, in which a specific individual is observed for a set period of time; the observer records all examples of whatever forms of behaviour are of interest in terms of a schedule;
- **scan sampling**, whereby an entire group of individuals is scanned at regular intervals and the behaviour of all of them is recorded at that time. This sampling strategy allows only one or two types of behaviour to be observed and recorded; and
- **behaviour sampling**, whereby an entire group is watched and the observer records who was involved in a particular kind of behaviour.

Most structured observation research seems to employ the first two types: Flanders's FIAC scheme is an example of *ad libitum* sampling; the research by Galton et al. (1980), Croll and Moses (1985), Blatchford et al. (2003; see Research in focus 12.1), Jenkins et al. (1975; see Research in focus 12.2), and the research by Buckle and Farrington (1994) cited in Research in focus 12.4 are illustrations of focal sampling.



Research in focus 12.4

A study of shoplifting

Buckle and Farrington (1994) report the results of a replication of an earlier study of shoplifting in a department store in Peterborough (Buckle and Farrington 1984). The replication was conducted in a similar store in Bedford. Customers were selected at random as they entered the store and followed by two observers until they left. The observers recorded such details as: cost of items bought; gender, race, and estimated age; and behaviour. In Peterborough 486 people formed the basis of the sample and in Bedford it was 502. Nine people shoplifted in Peterborough and six in Bedford. Somewhat surprisingly, shoplifters were more likely to be male and either under 25 (in Peterborough) or over 55 (in Bedford). Most shoplifters also purchased goods. Most shoplifting was of small items of relatively little monetary value. The sampling and observation strategies entailed random sampling of people followed by continuous recording for a short or long period depending on how long the person remained in the store.



Issues of reliability and validity

One writer has concluded that, when compared to interviews and questionnaires, structured observation 'Provides (a) more reliable information about events; (b) greater precision regarding their timing, duration, and frequency; (c) greater accuracy in the time ordering of variables; and (d) more accurate and economical reconstructions of large-scale social episodes' (McCall 1984: 277). This is a very strong endorsement for structured observation, but, as McCall notes, there are several issues of reliability and validity that confront practitioners of the method. Some of these issues are similar to those faced by researchers when seeking to develop measures in social research in general (see Chapter 7) and in survey research in particular. However, certain concerns are specific to structured observation.

Reliability

Practitioners of structured observation have been concerned with the degree of *inter-observer consistency*. Essentially, this issue entails considering the degree to which two or more observers of the same behaviour agree in terms of their coding of that behaviour on the observation schedule. The chief mechanism for assessing this component of reliability is a statistic called *kappa* (see Key concept 12.3; *this box can be ignored if you feel unsure about addressing more complex statistical issues at this stage*).

A second consideration in relation to reliability is the degree of consistency in the application of the observation schedule over time—that is, *intra-observer consistency*.

This is clearly a difficult notion, because of the capacity and often necessity for people to behave in different ways on different occasions and in different contexts. Assessing the consistency of observation ratings across all possibilities is clearly a difficult undertaking. The procedures for assessing this aspect of reliability are broadly similar to those applied to the issue of inter-observer consistency. The Jenkins et al. (1975) research addressed the issue of inter-observer consistency over time and found that the measures fared even worse in this respect (Research in focus 12.2).

It is clearly not an easy matter to achieve reliability in structured observation. This is a point of some significance in view of the fact that validity presupposes reliability (see Chapter 7). Reliability may be difficult to achieve on occasions, because of the effects of such

factors as observer fatigue and lapses in attention. However, this point should not be exaggerated, because the ORACLE researchers were able to achieve high levels of reliability for many of their measures, and indeed two critics of structured observation have written that 'there is no doubt that observers can be trained to use complex coding schedules with considerable reliability' (Delamont and Hamilton 1984: 32). (Using the Scott coefficient referred to in Key concept 12.3, it was found that the average inter-observer reliability level across the different components of pupil behaviour was 0.90.) The high levels of reliability may be due to the factors that are intrinsic to the school classroom and to the fact that there is a long tradition of structured observation research in schools, so that a fund of experience has been accumulated in this domain.



Key concept 12.3

Cohen's kappa

This box can be ignored if you feel unsure about addressing more complex statistical issues at this stage.

Cohen's kappa is a measure of the degree of agreement over the coding of items by two people. As such, it could be applied to the coding of any textual information, as in the content analysis of newspaper articles or of answers to open interview questions, as well as to the coding of observation. Much like Cronbach's alpha (see Key concept 7.4) you will end up with a coefficient that will vary between 0 and 1. The closer the coefficient is to 1, the higher the agreement and the better the inter-observer consistency. A coefficient of 0.75 or above is considered very good; between 0.6 and 0.75, it is considered good; and between 0.4 and 0.6, it is regarded as fair. The meaning of kappa is that it measures the degree of agreement between observers beyond that which would occur by chance. Croll (1986) refers to a very similar statistic, the Scott coefficient of agreement, which can be interpreted in an identical way.

The values of kappa in the study of job characteristics referred to in Research in focus 12.2 were mainly in the 'fair' category. The two items referred to in Research in focus 12.2 achieved kappa values of 0.43 and 0.54 respectively (Jenkins et al. 1975). These are not very encouraging and suggest that the coding of job characteristics was not very reliable. By contrast, the kappa coefficients for the various measures used in the observational research on pupils' engagement in class by Blatchford et al. (2009) that is mentioned elsewhere in this chapter ranged between 0.80 and 0.77, which indicates a high level of inter-observer consistency.

Validity

Measurement validity relates to the question of whether a measure is measuring what it is supposed to measure. The validity of any measure will be affected by:

- whether the measure reflects the concept it has been designed to measure (see Chapter 7), and

- error that arises from the implementation of the measure in the research process (see Chapter 9).

The first of these issues simply means that in structured observation it is necessary to attend to the same kinds of issues concerning the checking of validity (assessing face validity, concurrent validity, and so on) that are encountered in research based on interviews and

questionnaires. The second aspect of validity—error in implementation—relates to two matters in particular.

- Is the observation schedule administered as it is supposed to be? This is the equivalent of ensuring that interviewers using a structured interview schedule follow the research instrument and its instructions exactly as they are supposed to. If there is variability between observers or over time, the measure will be unreliable and therefore cannot be valid. Ensuring that observers have as complete an understanding as possible of how the observation schedule should be implemented is therefore crucial.
- Do people change their behaviour because they know they are being observed? This is an instance of what is known as the ‘reactive effect’ (Key concept 12.4). After all, if people adjust the way they behave because they know they are being observed (perhaps because they want to be viewed in a favourable way by the observer), their behaviour would have to be considered atypical. As a result, we could hardly regard the results of structured observation research as indicative of what happens in reality. As McCall (1984) notes, there is evidence that a reactive effect occurs in structured observation, but that by and large research participants become accustomed to being observed, so that the researcher essentially becomes less intrusive the longer he or she is present. Moreover, it should be borne in mind that frequently people’s awareness of the observer’s presence is offset by other factors. For example, teachers and students have many tasks to accomplish that reflect

the demands of the classroom, so that the observer’s ability to make a big impact on behaviour may be curtailed by the requirements of the situation. A study by Harvey et al. (2009) that entailed an evaluation of a programme to promote the use of insecticide-treated bed nets to reduce the incidence of malaria in the Peruvian Amazon illustrates this point. Four observers monitored sixty households in four rural villages continuously for twelve-hour periods. The observers informed the villagers they were observing that they must not interact with each other so that reactivity could be reduced. The observers recorded 339 instances of reactivity. At their most basic, these entailed salutations to the observer or interaction with the observer over matters unrelated to malaria prevention. On only two occasions was there evidence of reactivity that related to the study objectives. On these two occasions it was clear that the villagers changed their behaviour as a result of the observer’s presence. Here is an example from the field notes of the observer concerned:

18:20: I put on my long-sleeved shirt because there are a lot of mosquitoes. The 33-year-old man enters his room and I see him return with his own long-sleeve shirt. I think he put it on because he saw me put on mine. (Harvey et al. 2009: 14)

These findings are quite reassuring in suggesting that the reactive effect of observation is not as problematic as might be anticipated.



Key concept 12.4 Reactive effect

Webb et al. (1966: 13) wrote about the ‘reactive measurement effect’, by which they meant that ‘the research subject’s knowledge that he is participating in a scholarly search may confound the investigator’s data’. They distinguished four components of this effect.

1. *The guinea pig effect—awareness of being tested.* Examples of the kind of concern that Webb et al. were writing about are such effects as the research participant wanting to create a good impression or feeling prompted to behave in ways (or express attitudes) that would not normally be exhibited.
2. *Role selection.* Webb et al. argue that participants are often tempted to adopt a particular kind of role in research. An example is that there is a well-known effect in experimental research (but which may have a broader applicability) whereby some individuals seek out cues about the aims of the research and adjust what they say and do in line with their perceptions (which may of course be false) of those aims.
3. *Measurement as a change agent.* The very fact of a researcher being in a context in which no researcher is normally present may itself cause things to be different. For example, the fact that there is an observer sitting

in the corner of a school classroom means that there is space and a chair being used that otherwise would be unoccupied. This very fact may influence behaviour.

4. *Response sets*. This is an issue that primarily relates to questionnaire and interview research and occurs when the respondent replies to a set of questions in a consistent but clearly inappropriate manner. Examples of this kind of effect are measurement problems like the social desirability effect and yeasaying and naysaying (consistently answering yes or no to questions or consistently agreeing or disagreeing with items regardless of the meaning of the question or item).

Reactive effects are likely to occur in any research in which participants know they are the focus of investigation. Webb et al. called for greater use of what they call *unobtrusive measures* or *non-reactive methods* that do not entail participants' knowledge of their involvement in research (see Key concept 14.3 for more information).



Field stimulations as a form of structured observation

Salancik (1979) has used the term **field stimulation** to describe a form of observation research that shares many of the characteristics of structured observation. Although he classifies field stimulations as a qualitative method, they are in fact better thought of as operating with a quantitative research strategy, since the researcher typically seeks to quantify the outcomes of his or her interventions. In terms of the classification offered in Key concept 12.2, it is in fact 'contrived observation'. Part of LaPiere's (1934) study (see Thinking deeply 12.2) was a field stimu-

lation: when he arranged for the Chinese couple to seek entry to the hotels and restaurants in order to observe the effects of their attempts, he was employing a field stimulation. A field stimulation, therefore, is a study in which the researcher directly intervenes in and/or manipulates a natural setting in order to observe what happens as a consequence of that intervention. However, unlike most structured observation, in a field stimulation participants do not know they are being studied. A famous field stimulation is described in Research in focus 12.5.



Research in focus 12.5 A field stimulation

David Rosenhan (1973) was one of eight people who sought to gain entry as patients to mental hospitals in the USA. Some of them—they are referred to as 'pseudo-patients'—sought entry to more than one hospital, so that twelve hospitals were approached. Each pseudo-patient was instructed to say that he or she was hearing voices. All successfully gained entry, in eleven of the twelve cases with a diagnosis of schizophrenia. As soon as they had succeeded in gaining entry, the pseudo-patients were instructed to cease exhibiting any symptoms. In spite of the fact that the pseudo-patients were all 'sane', it took many of them quite a long time to be released. The length of hospitalization varied between seven and fifty-two days with a mean of nineteen days. In four of the hospitals, pseudo-patients approached psychiatrists and nurses with a request for release, with no member of staff being approached more than once on any day. The pseudo-patients recorded the nature of the response to their requests: 71 per cent of psychiatrists responded by moving on with their heads averted and 88 per cent of nurses did likewise. Rosenhan regards this evidence as indicating that the mental patient becomes powerless and depersonalized. The study has been highly controversial, as many psychiatrists have sought to question its implications, while others have raised ethical issues of the kind addressed in Chapter 6 (such as the use of deception).

Table 12.1

Daniel's (1968) situation test: the case of accommodation

Reaction to request for accommodation	No.
West Indian was told accommodation taken; both other applicants told it was vacant	38
West Indian was asked for higher rent than the others	4
West Indian and Hungarian were told accommodation let	2
West Indian and Hungarian were asked for higher rent	1
All applicants received the same information	15
TOTAL	60

Some field stimulations can take the form of an experimental design (see Chapter 3). An example is a study by Daniel (1968) of racial discrimination in Britain in the 1960s. Daniel undertook conventional attitude studies among immigrant groups to establish levels of discrimination. In addition, he developed 'situation tests' to back up his findings. For example, in one set of situation tests he examined discrimination in the area of accommodation. Sixty advertisements for accommodation to let were selected from a number of regions. Advertisements stipulating 'no coloureds' or 'Europeans only' were deliberately excluded. At the time, it was not illegal for landlords to place such instructions in their advertisements. Each landlord was approached by each of the following: a West Indian; a white Hungarian; and a white Englishman. The applicants were presented with identical sets of characteristics, but they differed in terms of ethnicity. The applicant was requesting accommodation for a married couple with no children. In half of the applications (that is, thirty), the testers adopted 'professional roles'. In these roles they sought more expensive accommodation. In the other half, they adopted manual roles. In fifteen of the sixty cases, all three applicants got the same information (for example, let, still vacant). This means that discrimination occurred in the remaining forty-five cases (see Table 12.1).

Daniel's research strongly suggests that, because the Hungarian was rarely discriminated against, it is colour rather than being a member of an ethnic minority as such that causes discrimination. Similar studies were conducted in relation to house purchase, employment, and car insurance. Interestingly, the researchers often found that these tests implied that discrimination was *greater* than had been indicated by the attitude surveys, presumably because it is difficult to know if you really have been discriminated against.

While such research provides some quite striking findings and gets around the problem of **reactivity** by not alerting research participants to the fact that they are being observed, like the pseudo-patient study in Research in focus 12.5, ethical concerns are sometimes raised, such as the use of deception. Moreover, the extent to which an observation schedule can be employed is inevitably limited, because excessive use will blow the observer's cover. All that can usually be done is to engage in limited coding, in particular the nature of the effect of the intervention, as in the LaPiere (1934) and Daniel (1968) studies, or to include a limited amount of further observation, as in the Rosenhan (1973) research.



Criticisms of structured observation

Although it is not extensively used in social research, structured observation has been quite controversial. Certain criticisms have been implied in some of the previous discussion of reliability and validity issues, as well as in connection with the issue of generalizability.

However, certain other areas of criticism warrant further discussion.

- There is a risk of imposing a potentially inappropriate or irrelevant framework on the setting being observed.

This point is similar to the problem of the closed question in questionnaires. This risk is especially great if the setting is one about which little is known. One solution is for the structured observation to be preceded by a period of unstructured observation, so that appropriate variables and categories can be specified.

- Because it concentrates upon directly observable behaviour, structured observation is rarely able to get at intentions behind behaviour. Sometimes, when intentions are of concern, they are imputed by observers. Thus, in the FIAC scheme (see Figure 12.1), the category ‘teacher praises or encourages’ means imputing a motive to something that the teacher says. Similarly, Blatchford et al. (2009: 668) report that one of the categories of observation of pupil behaviour they employed in their study of the impact of teaching assistants on engagement in class was: ‘*Individual off-task (passive): target child is disengaged during task activity, for example, day dreaming.*’ Essentially, the problem is that structured observation does not readily allow the observer to get a grasp of the meaning of behaviour.
- There is a tendency for structured observation to generate lots of fragments of data. The problem here can be one of trying to piece them together to produce an overall picture, or one of trying to find general themes that link the fragments of data together. It becomes difficult, in other words, to see a bigger picture that lies behind the segments of behaviour that structured observation typically uncovers. It has been suggested, for example, that the tendency for structured observation studies of managers at work to find little evidence of planning in their everyday work (e.g. Mintzberg 1973) is due to the tendency for the method to fragment a manager’s activities into discrete parts. As a result, something like planning, which may be an element in many managerial activities, becomes obscured from view (Snyder and Glueck 1980).
- It is often suggested that structured observation neglects the context within which behaviour takes place. Delamont and Hamilton (1984), for example, note in connection with the ORACLE research that it was found that teachers’ styles were related to their ages. However, they argue that such a finding can really be understood only ‘if data are gathered on teacher careers and life histories of a kind eschewed by ORACLE’ (1984: 9). Of course, were such data collected, this criticism would have little weight, but the tendency of structured observation researchers to concentrate on overt behaviour tends to engender this kind of criticism.

On the other hand . . .

It is clear from the previous section that there are undeniable limitations to structured observation. However, it also has to be remembered that, when overt behaviour is the focus of analysis and perhaps issues of meaning are less salient, structured observation is almost certainly more accurate and effective than getting people to report on their behaviour through questionnaires. Also, although the point was made in the previous section that the observation of behaviour often necessitates imputing meaning to it, that is not to say that imputing meaning is *always* involved. With most of the categories of behaviour used by Blatchford et al. (2009), little of any assignment of motive is required. Also, if video evidence is accumulated, the researcher is afforded the opportunity to review the evidence at length and not rush to a possibly snap decision about what is being observed. For example, Sampson and Raudenbush (1999) took video footage of Chicago streets to develop a measure of social disorder that included such indicators as: alcohol consumption in public; sale of drugs; street prostitution; and fights between adults or hostile arguing.

It may also be that structured observation is a method that works best when accompanied by other methods. Since it can rarely provide reasons for observed patterns of behaviour, if it is accompanied by another method that can probe reasons, it is of greater utility. Delamont (1976) in her research in a school found FIAC to be useful as a means of exploring differences in teaching style between teachers. However, she was able to get at some of the reasons for the quantitative differences that she discerned only because she had carried out some participant observation and semi-structured interviewing (two of the main methods of qualitative research) in various school classes. For example, she compared two Latin teachers who were similar in certain respects but differed in terms of ‘the proportion of questioning to lecturing in their speech’ (Delamont 1976: 108). These differences in teaching style reflected contrasting views about teaching and differences in personal demeanour. Blatchford (2005) reports that the structured observation data that were collected in the research reported in Research in focus 12.1 were part of a wider study of the impact of variations in class size. The other methods employed were: termly questionnaires administered to teachers to gauge their estimates of how they allocated time in classrooms between different activities; end-of-year questionnaires administered to teachers asking them about their experiences of the impact of class size; and case studies of small and large classes comprising some semi-structured

observation of events and semi-structured interviews with teachers and the head teacher.

In laboratory experiments in fields like social psychology, observation with varying degrees of structure is quite commonplace, but in social research structured observation has not been frequently used. Perhaps one major reason is that, although interviews and questionnaires are limited in terms of their capacity to tap behaviour accurately, as noted above, they do offer the opportunity to reveal information about both behaviour *and* attitudes and social backgrounds. In other words, they are more flexible and offer the prospect of being able to uncover a variety of correlates of behaviour (albeit

reported behaviour), such as social background factors. They can also ask questions about attitudes and investigate explanations that people proffer for their behaviour. As a result, researchers using questionnaires are able to gain information about some factors that may lie behind the patterns of behaviour they uncover. Also, not all forms of behaviour are liable to be accessible to structured observation and it is likely that survey research or researcher-driven diaries (see Key concept 10.1) are the only likely means of gaining access to them. However, greater use of structured observation may result in greater facility with the method, so that reliable measures of the kind developed in areas like education might emerge.



Checklist

Structured observation research

- Have you clearly defined your research questions?
- Is the sample to be observed relevant to your research questions?
- Can you justify your sampling approach?
- Does your observation schedule indicate precisely which kinds of behaviour are to be observed?
- Have your observation categories been designed so that there is no need for the observer to interpret what is going on?
- Have you made sure that the categories of behaviour do not overlap?
- Do all the different categories of behaviour allow you to answer your research questions?
- Have you piloted your observation schedule?
- Are the coding instructions clear?
- Are the categories of behaviour inclusive?
- Is it easy to log the behaviour as it is happening?



Key points

- Structured observation is an approach to the study of behaviour that is an alternative to survey-based measures.
- It comprises explicit rules for the recording of behaviour.
- Structured observation has tended to be used in relation to a rather narrow range of forms of behaviour, such as that occurring in schools.
- It shares with survey research many common problems concerning reliability, validity, and generalizability.

- Reactive effects have to be taken into account but should not be exaggerated.
- Field stimulations represent a form of structured observation but suffer from difficulties concerning ethics.
- Problems with structured observation revolve around the difficulty of imputing meaning and ensuring that a relevant framework for recording behaviour is being employed.



Questions for review

Problems with survey research on social behaviour

- What are the chief limitations of survey research with regard to the study of behaviour?

So why not observe behaviour?

- What are the chief characteristics of structured observation?
- To what extent does it provide a superior approach to the study of behaviour than questionnaires or structured interviews?

The observation schedule

- What is an observation schedule?
- 'An observation schedule is much like a self-completion questionnaire or structured interview except that it does not entail asking questions.' Discuss.
- Devise an observation schedule of your own for observing an area of social interaction in which you are regularly involved. Ask people with whom you normally interact in those situations how well they think it fits what goes on. Have you missed anything out?

Strategies for observing behaviour

- What are the main ways in which behaviour can be recorded in structured observation?

Sampling

- Identify some of the main sampling strategies in structured observation.

Issues of reliability and validity

- How far do considerations of reliability and validity in structured observation mirror those encountered in relation to the asking of questions in structured interviews and self-completion questionnaires?
- What is the reactive effect and why might it be important in relation to structured observation research?

Field stimulations as a form of structured observation

- What are field stimulations and what ethical concerns are posed by them?

Criticisms of structured observation

- 'The chief problem with structured observation is that it does not allow us access to the intentions that lie behind behaviour.' Discuss.
- How far do you agree with the view that structured observation works best when used in conjunction with other research methods?



Online Resource Centre

www.oxfordtextbooks.co.uk/orc/brymansrm4e/


Visit the Online Resource Centre that accompanies this book to enrich your understanding of structured observation. Consult web links, test yourself using multiple choice questions, and gain further guidance and inspiration from the Student Researcher's Toolkit.

13

Content analysis

Chapter outline

Introduction	289
What are the research questions?	291
Selecting a sample	293
Sampling media	293
Sampling dates	293
What is to be counted?	295
Significant actors	295
Words	295
Subjects and themes	297
Dispositions	298
Coding	298
Coding schedule	298
Coding manual	299
Potential pitfalls in devising coding schemes	303
Advantages of content analysis	304
Disadvantages of content analysis	306
<i>Checklist</i>	307
<i>Key points</i>	308
<i>Questions for review</i>	308





Chapter guide

Content analysis is an approach to the analysis of documents and texts (which may be printed or visual) that seeks to quantify content in terms of predetermined categories and in a systematic and replicable manner. It is a very flexible method that can be applied to a variety of different media. In a sense, it is not a research method in that it is an approach to the analysis of documents and texts rather than a means of generating data. However, it is usually treated as a research method because of its distinctive approach to analysis. This chapter explores:

- the kinds of research question to which content analysis is suited;
- how to approach the sampling of documents to be analysed;
- what kinds of features of documents or texts are counted;
- how to go about *coding*, which is probably the central and most distinctive stage of doing a content analysis;
- the advantages and disadvantages of content analysis.

Introduction

Imagine that you are interested in the amount and nature of the interest shown by the mass media, such as newspapers, in a major news item such as Facebook security or superinjunctions. You might ask such questions as:

- When did news items on this topic first begin to appear?
- Which newspapers were fastest in generating an interest in the topic?
- Which newspapers have shown the greatest interest in the topic?
- At what point did media interest begin to wane?
- Have journalists' stances on the topic changed—for example, in terms of pro- versus anti-Facebook or pro-versus anti-superinjunctions.

If you want to know the answers to research questions such as these, you are likely to need to use content analysis to answer them.

Probably the best-known definition of content analysis is as follows:

Content analysis is a research technique for the objective, systematic and quantitative description of the manifest content of communication. (Berelson 1952: 18)

Another well-known and apparently similar definition is:

Content analysis is any technique for making inferences by objectively and systematically identifying specified characteristics of messages. (Holsti 1969: 14)

It is striking that both these definitions contain a reference to two qualities: objectivity and being systematic. The former quality means that, as with something like an observation schedule (Chapter 12), rules are clearly specified in advance for the assignment of the raw material (such as newspaper stories) to categories. Objectivity in this sense resides in the fact that there is transparency in the procedures for assigning the raw material to categories, so that the analyst's personal biases intrude as little as possible in the process. The content analyst is simply applying the rules in question. The quality of being systematic means that the application of the rules is done in a consistent manner so that bias is again suppressed. As a result of these two qualities, anyone could employ the rules and (hopefully) come up with the same results. The process of analysis is one that means that the results are not an extension of the analyst and his or her personal biases. The rules in question may, of course, reflect the researcher's interests and concerns,

and therefore these might be a product of subjective bias, but the key point is that, once formulated, the rules can be (or should be capable of being) applied without the intrusion of bias.

Berelson's definition also makes reference to 'quantitative description'. Content analysis is firmly rooted in the quantitative research strategy in that the aim is to produce quantitative accounts of the raw material in terms of the categories specified by the rules. The feature of quantification adds to the general sense of the systematic and objective application of neutral rules, so that it becomes possible to say with some certainty and in a systematic way that, for example, during a certain period in which it was potentially at the forefront of media attention, *The Times* and other broadsheet newspapers carried far more coverage of AIDS/HIV than tabloid newspapers, with the interesting exception of the *Sun* (Beharrell 1993).

Two other elements in Berelson's definition are striking especially when juxtaposed against Holsti's. First, Berelson refers to 'manifest content'. This means that content analysis is concerned with uncovering the apparent content of the item in question: what it is clearly about. Holsti makes no such reference, alluding only to 'specified characteristics'. The latter essentially opens the door to conducting an analysis in terms of what we might term 'latent content'—that is, with meanings that lie beneath the superficial indicators of content. Uncovering such latent content means interpreting meanings that lie beneath the surface, such as whether the impression is given that the author construes the AIDS/HIV issue as one solely of concern in relation to the gay community and its sexual practices or as having a broader set of implications that would include heterosexuals. A related distinction is sometimes made between an emphasis on the text (in particular, counting certain words) and an emphasis on themes within the text, which entails searching for certain ideas within the text (Beardsworth 1980).

A second element in Berelson's definition not found in Holsti's is the reference to 'communication'. Berelson's (1952) book was concerned with communication research, a field that has been especially concerned with newspapers, television, and other mass media. Holsti refers somewhat more generally to 'messages', which raises the prospect of a quite wide applicability of content analysis beyond the specific boundaries of the mass media and mass communications. Content analysis becomes applicable to many different forms of unstructured information, such as transcripts of semi- and unstructured interviews (e.g. Bryman, Stephens, and A Campo 1996) and even qualitative case studies of organizations (e.g. Research in focus 13.4). Nor is it necessary for the medium being analysed to be in a printed form. Research has been conducted on:

- the visual images (as well as the text) of women's and men's magazines to examine the degree to which messages about bodily appearance are gendered (Malkin et al. 1999);
- gender roles in animated cartoons (S. N. Davis 2003; see Research in focus 7.7);
- radio and television news programmes (see Research in focus 13.1 for an example);
- speeches, such as the Queen's Speech (John and Jennings 2010) and speeches in the European Parliament (Proksch and Slapin 2010);
- obituaries (Fowler and Bielsa 2007);
- the lyrics of popular songs to reveal changes in the representation of women (Marcic 2000).

However, there is little doubt that the main use of content analysis has been in the examination of printed texts and documents and of mass-media items in particular. In this regard, content analysis is one of a number of approaches to the examination of texts that have been developed over the years (see Key concept 13.1).



Key concept 13.1

What is content analysis?

Content analysis is an approach to the analysis of documents and texts that seeks to quantify content in terms of predetermined categories and in a systematic and replicable manner.

Content analysis can be usefully contrasted with two other approaches to the analysis of the content of communication:

- *Semiotics*. The study/science of **signs**. An approach to the analysis of documents and other phenomena that emphasizes the importance of seeking out the deeper meaning of those phenomena. **Semiotics** is concerned to uncover the processes of meaning production and how signs are designed to have an effect upon actual and prospective consumers of those signs. This approach will be explored in Chapter 23.
- *Ethnographic content analysis*. A term employed by Altheide (1996) to refer to an approach to documents that emphasizes the role of the investigator in the construction of the meaning of and in texts. It is also sometimes referred to as *qualitative content analysis*. As with most approaches that are described as ethnographic, there is an emphasis on allowing categories to emerge out of data and on recognizing the significance for understanding meaning in the context in which an item being analysed (and the categories derived from it) appeared. This approach will be explored in Chapter 23.

When the term 'content analysis' is employed in this chapter, it will be referring to quantitative content analysis—that is, the first of the three forms of analysis referred to in this list, which is the kind of analysis to which Berelson (1952) and Holsti (1969) refer.



What are the research questions?

As with most quantitative research, it is necessary to specify the research questions precisely, as these will guide both the selection of the media to be content analysed and the coding schedule. If the research questions are not clearly articulated, there is a risk that inappropriate media will be analysed or that the coding schedule will miss out key dimensions. Most content analysis is likely to entail several research questions. The research referred to in Research in focus 13.1 was concerned with 'the reporting of social science research in the British mass media'. In itself this is not very specific and hardly directs you to a clear specification of the media to be examined or the development of a coding schedule. However, like most researchers, Fenton et al. (1998) had certain specific research questions in mind, such as:

- How much social science research is reported?
- Do certain mass media report a disproportionate amount of social science research?
- In what locations does social science research tend to get reported (for example, special features rather than general news items)?
- Do some topics receive greater attention than others?
- Are certain social science disciplines favoured by the mass media?
- Do the mass media tend to report research conducted by particular methods?
- What tends to prompt the reporting of social science research?
- Are researchers of a particular status (for example, professors) or from certain institutions (for example, prestigious universities) more likely to receive coverage than others?

Such questions seem to revolve around the questions of: *who* (gets reported); *what* (gets reported); *where* (does the issue get reported); *location* (of coverage within the items analysed); *how much* (gets reported); and *why* (does the issue get reported).

As with much content analysis, the researchers were just as interested in omissions in coverage as in what *does* get reported. For example, details about the status of the researcher(s) and about research methods were frequently omitted. Such omissions are in themselves potentially interesting, as they may reveal what is and is not important to reporters and their editors.

Another kind of issue that is frequently encountered in content analysis is one that was not a concern for the researchers looking at the reporting of social science research:

How far does the amount of coverage of the issue change over time?

This kind of research question is particularly asked by researchers who are keen to note trends in coverage to demonstrate ebbs and flows in media interest. An example of this kind of research is a study by Miller and Reilly (1995) of British newspaper coverage of 'food scares'. They show how newspaper coverage of the salmonella in

eggs scare was the focus of a massive amount of coverage of salmonella over a period of around twenty days in December 1988 following the statements of a British government minister and the ensuing controversy. However, in the eleven months prior to that, salmonella had rarely been in the news, and in the subsequent twelve



Research in focus 13.1

An illustration of content analysis: social science research in the British mass media

Fenton et al. (1998) conducted a study using content analysis of the amount and nature of the reporting of social science research in the British mass media. A sample of eighty-one days of media coverage between 26 May 1994 and 31 March 1995 was taken. The authors state: 'Any media item that mentioned original research conducted by a social scientist or social scientific institution, whether domestic or foreign, was coded, along with any times in which a social scientist (as identified by the item) commented on social issues' (Fenton et al. 1998: 24). The media monitored comprised:

- 12 national newspapers—6 broadsheet and 6 tabloid newspapers; 5 of the 12 newspapers were Sunday papers;
- 4 local newspapers—1 costed and 1 free newspaper from each of Nottingham and Manchester;
- 5 magazines—2 weekly women's publications, 2 monthly women's publications, and 1 monthly men's publication;
- 13 national and local television news programmes covering all four terrestrial television channels broadcasting at the time;
- 6 weekly investigative journalism/social reportage television programmes;
- 5 weekly/daily television talk shows/magazine programmes;
- any prime time ad hoc television programmes deemed relevant;
- national radio news on both Radio 4 and Radio 5 Live;
- 9 national Radio 4 investigative journalism/social reportage/studio talk shows and magazine programmes;
- local radio news in two regions: BBC Radio Nottingham and BBC GMR;
- local radio current affairs on BBC GMR Talkback.

The researchers uncovered 466 cases of research being reported. A further 126 news items were coded in which social scientists acted as pundits. The researchers included the cases of 'punditry' in many of their analyses, because the number of items in which social science research featured in news items was considerably smaller than they had envisaged.

Each news item was coded in terms of a number of features, such as:

- the source of the item (for example, which newspaper or television programme);
- the topic of the research;
- the social science discipline referred to in the news item;
- when no social science discipline was referred to, the 'inferred discipline';
- the professional status of the researcher;
- the main research method employed.

months the amount of coverage was sharply lower than it had been in December 1988. It petered out further over the next four years. However, this decline in coverage occurred in spite of public health evidence that the

incidence of salmonella poisoning was increasing. Similarly, Beharrell (1993) has charted for the period 1988–91 the changes in the amount of UK newspaper coverage of AIDS/HIV issues.



Selecting a sample

There are several phases in the selection of a sample for content analysis. Because it is a method that can be applied to many different kinds of document, the case of applying it to the mass media will be explored here. However, the basic principles have a broader relevance to a wide range of applications of content analysis.

Sampling media

Many studies of the mass media entail the specification of a research problem in the form of ‘the representation of *X* in the mass media’. The *X* may be trade unions, food scares, crime, drink driving, or social science research. But which mass media might one choose to focus upon? Will it be newspapers or television or radio or magazines, or whatever? And, if newspapers, will it be all newspapers or tabloids or broadsheets? And, if both tabloids and broadsheets, will it be all of them and will it include Sunday papers? If it will be a sample of newspapers, including Sunday ones, will these be national or local or both? And will it include free newspapers? And, if newspapers, will all news items be candidates for analysis—for example, would feature articles and letters to the editor be included?

The research reported in Research in focus 13.1 chose to cover a very wide variety of mass media, which is just as well, since the authors were not able to locate a very large number of appropriate items (news items covering social science research). More typically, researchers will opt for one or possibly two of the mass media and may sample within that type or types. Beharrell’s (1993) study of the reporting and representation of AIDS/HIV in the British mass media concentrated on all national and Sunday national newspapers from November 1988 to August 1991, as a result of which a sample of over 4,000 news items was created.

Sampling dates

Sometimes, the decision about dates is more or less dictated by the occurrence of a phenomenon. For example,

Bligh et al. (2004) were keen to explore Weber’s (1947) suggestion that charismatic leadership is most likely to emerge during a period of crisis. They examined the **rhetoric** of President George W. Bush’s speeches before and after the terrorist attacks on the World Trade Center, the Pentagon, and Flight 73 on 11 September 2001. The authors found that not only did his speeches take on a more charismatic rhetoric compared to before the attacks, but that the media portrayal of Bush also tended to incorporate a more charismatic tone. In this case, a key date—9/11—was essentially a given, though there may be an important consideration in deciding at what point the content analysis should cease, since there is an interesting issue concerning the longevity of the charismatic tone of the speeches and media portrayals. The last of the speeches analysed was given on 11 March 2002, which raises an interesting question about how long a charismatic style might be expected to continue following a crisis.

With a research question that entails an ongoing general phenomenon, such as the representation of social science research or crime, the matter of dates is more open. The principles of probability sampling outlined in Chapter 8 can readily be adapted for sampling dates. For example, it is possible to generate a systematic sample of dates by randomly selecting one day of the week and then selecting every *n*th day thereafter. Alternatively, Monday newspapers could provide the first set of newspapers for inclusion, followed by Tuesday the following week, Wednesday the week after, and so on.

One important factor is whether the focus will be on an issue that entails keeping track of representation as it happens, in which case the researcher may begin at any time and the key decision becomes when to stop, or whether it is necessary to go backwards in time to select media from one or more time periods in the past. For example, if Jagger (1998) had wanted to examine whether there had been a marked change in the ways in which men and women represent themselves in dating advertisements (see Research in focus 13.2), she would obviously have needed to examine the columns of earlier



Research in focus 13.2

Finding love

Jagger (1998) reports a content analysis of 1,094 dating advertisements in two Scottish newspapers and two newspapers with a general readership throughout Britain. The sample of advertisements was chosen over two four-week periods: March 1996 and May 1996. Three research questions drove the study.

- What is 'the relative significance of resources and lifestyle choices as identity markers and desirable attributes for men and women' (1998: 799)?
- How far do men and women vary in the degree to which they market themselves and describe their preferred (or ideal) partners in terms of the body?
- How far are 'traditional stereotypes of masculinity and femininity . . . still in operation' (1998: 799)?

Jagger particularly noted the tendency for a considerable percentage of the advertisers to market themselves in terms of their lifestyle choices, a tendency that was not substantially affected by gender. She also found that women were far more likely than men to stress the importance of economic and other resources for their preferred partners. There was also a somewhat greater propensity for women to market themselves in terms of physical appearance. However, men were just as likely to market themselves as 'slim', suggesting that certain norms of bodily shape may no longer be exclusive to one gender. Jagger also found that men frequently market themselves in 'feminine' terms and women in 'masculine' terms—a rather surprising finding. More generally, her results point to the significance of the body in identity construction in modern society for both men and women. In a later publication, Jagger (2005) explores the ways in which consumer culture has had an impact on the representation of the self in this same sample of dating advertisements. She shows that the significance of a person's age and how that is represented varies for men and women.

years. She might have taken comparable samples from ten and twenty years earlier and perhaps even beyond. Warde (1997) was interested in changes in the representation of food (what should be eaten and how it should be eaten) in the food columns of women's magazines. He writes:

My primary sources were the five most widely read women's weekly magazines and the five most widely read monthly magazines in each of two twelve-month periods in 1967–8 and 1991–2. The magazines were sampled at the mid-point of the months of November, February, May and August in each year, in order to control for seasonal variation in the contents of food columns. . . . From the selected magazines I drew a systematic sample of recipes. This produced 114 recipes in the earlier year, 124 in the later period[,] which, given their random selection, should be sufficient to make some generalizations about recipes and any changes over time. (Warde 1997: 44–5)

Three points stand out in this passage. First, there is the concern, which has just been alluded to, with being able to establish change by tracking back in time to earlier issues of the mass medium being analysed. Second, Warde wanted to ensure that the magazines were selected from four different points in each of the two twelve-month periods in order to ensure that seasonal factors did not overly influence the findings. If he had selected magazines just from November, there might have been a preoccupation with Christmas fare, while findings from magazines from a summer month might have been affected by the greater availability of certain foods, such as particular fruit. A decision was made to cover the four seasons in order to reduce the impact of such factors. Third, there is a clear concern to enhance the representativeness of the recipes and therefore the generalizability of the findings by using a probability sampling method in the form of a systematic sample (see Chapter 8).



What is to be counted?

Obviously, decisions about what should be counted in the course of a content analysis are bound to be profoundly affected by the nature of the research questions under consideration. Content analysis offers the prospect of different kinds of ‘units of analysis’ being considered. The following kinds of units of analysis are frequently encountered and can be used as guides to the kinds of objects that might be the focus of attention. However, what you would actually *want* or *need* to count will be significantly dictated by your research questions.

Significant actors

Particularly in the context of mass-media news reporting, the main figures in any news item and their characteristics are often important items to code. These considerations are likely to result in such persons as the following being recorded in the course of a content analysis.

- What kind of person has produced the item (for example, general or specialist news reporter)?
- Who is or are the main focus of the item (for example, politician, expert, government spokesperson, or representative of an organization)?
- Who provides alternative voices (for example, politician, expert, government spokesperson, representative of an organization, or person in the street)?
- What was the context for the item (for example, interview, release of a report, or an event such as an outbreak of hostilities or a minister’s visit to a hospital)?

In the case of the content analysis of the reporting of social science research in the mass media (see Research in focus 13.1), the significant actors included:

- the author of the item (for example, type of correspondent);
- the type of item (for example, in the case of the press, whether the research was reported in a general article, feature article, or some other context);
- the details of the researcher who was most prominent in the item (for example, personal details, status, and whether he or she was acting as a researcher or pundit in the context of the item);
- what prompted the item (for example, launch of a report, new research initiative, or a conference);

- the details of the main (if any) commentators on the research;
- any other actors.

The chief objective in recording such details is to map the main protagonists in news reporting in an area and to begin to reveal some of the mechanics involved in the production of information for public consumption.

Words

While it may seem a dull activity, the counting of the frequency with which certain words occur is sometimes undertaken in content analysis. However, the use of some words rather than others can often be of some significance, because it can reveal the predilection for sensationalizing certain events. For example, Dunning et al. (1988) have noted a tendency for the British press in the late 1960s to sensationalize the reporting of disturbances at football matches. The use of such emotive words as ‘hooligan’ and ‘lout’, along with inferences about ‘war’, are clearly significant. Alternative, less dramatic terms could have been used. Instead, the florid accounts of violence at football matches may have created the kind of ‘moral panic’ that Cohen (1973) has written about. While Dunning et al. did not conduct a content analysis of such news reporting, their analysis points to the potential significance of the choice of certain words and the neglect of others. Jagger’s (1998) study of dating advertisements (see Research in focus 13.2) counted such words as ‘slim’ and ‘non-smoker’ to uncover some of the characteristics deemed desirable.

A variation on the search for the occurrence of certain words is the examination of keywords in the context of other words. Hansen (1995) provides an interesting example in a study of the reporting of BSE (mad cow disease) in the *Today* newspaper. He found that news items in which BSE appeared often included other prominent words, such as ‘beef’, ‘food’, ‘meat’, ‘pounds [£]’, ‘Government’, and ‘ban’. The frequency with which such words accompanied ‘mad’, ‘cow’, and ‘disease’ led Hansen (1995: 159) to infer that ‘there is a clear indication . . . that the coverage focuses on: (1) the danger which the disease poses for a key component of the British diet, (2) on costs, and (3) on what the government is doing or should be doing about it’. The examination of such

key accompanying words can then be a springboard for a more thematic analysis (see the section on 'Subjects and themes' below). Hansen notes that the frequent occurrence of certain words suggests certain types of 'discourse'. For example, he identifies a discourse concerned with the *transmission* of BSE (such words as: infected, catch,

spread, etc.) and a discourse emphasizing risk and threat (such words as: safe, risk, fears, danger, etc.). Tips and skills 'Counting words in electronic news reports' discusses the use of this kind of analysis in the context of electronic newspapers. Some examples of content analysis that emphasize words can be found in Research in focus 13.3.



Tips and skills

Counting words in electronic news reports

The growing availability of the printed news media in electronic form, such as CD-ROM and electronic databases, greatly facilitates the search for and counting of keywords in this kind of context. Most of the main UK newspapers and many overseas ones are available in electronic format either through their own websites or through a website like British Media Online:

www.wrx.zen.co.uk/britnews.htm (accessed 7 October 2010),

which acts as a launch pad for a host of different electronic newspapers. The newspapers can then usually be searched for keywords and phrases. You will probably need a password (for example, Athens authentication) to access them, especially if you are seeking to access them away from your university or college.

Further, some simple analyses can be conducted using LexisNexis. This database comprises newspaper articles from a wide variety of newspapers. For example, Beardsworth and Bryman (2004) used Lexis Nexis Professional to search this database for the years 1985 to 2002 for the incidence of keywords relating to BSE, such as: Bovine Spongiform Encephalopathy; BSE; CJD; and Creutzfeldt Jacob Disease. They chart the number of reports using at least one of these terms in each newspaper per annum. Their analysis shows how there was a small surge of media reporting around 1990 and then a huge 'spike' in the mid-1990s, when it attracted a great deal of media interest, and then a trailing-off in the incidence of reporting. They also show how the statistics for beef and veal consumption in the UK display a corresponding pattern. This article demonstrates the use of a simple counting procedure that can be quite revealing and that is greatly facilitated by the availability of electronic (and in this case online) mass media. However, caution is needed in the use of LexisNexis. Deacon (2007) has drawn attention to several drawbacks in its use relative to conventional manual searching. For example, he notes that there is considerable loss of information because the visual elements of media reporting are not included and because news articles are treated in isolation and not in relation to other news articles.



Research in focus 13.3

Computerized keyword analysis

Seale et al. (2006) report the results of a study in which he retrieved all postings on a single day (20 April 2005) to online forums of the two most prevalent websites in the UK concerned with breast and prostate cancer. Keywords in this research were words that occur with unusual frequency compared with other words in the corpus that is analysed. In this case, Seale and his colleagues were interested in keyword frequency in the breast cancer postings as compared to the prostate cancer postings. The search for keywords was undertaken with specialist software called *Wordsmith*:

www.lexically.net/wordsmith/ (accessed 11 October 2010).

Seale et al. (2006: 2582) then ‘used this quantitative information to facilitate an interpretive, qualitative analysis focusing on the meanings of word clusters associated with keywords’. Thus, Seale and his colleagues use this quantitative analysis of words as a springboard for a more probing qualitative examination of the links between the words. They found that men with prostate cancer were more likely to use words associated with research (for example, ‘study’), treatment (for example, ‘radical prostatectomy’), and tests and diagnosis (for example, ‘biopsy’) compared to women discussing breast cancer. By contrast, women discussing breast cancer were more likely to use keywords associated with feelings (for example, ‘scared’) and people (for example, ‘family’) and also to use ‘superlatives’ (for example, ‘amazing’).

In a later study, the same analytic approach was applied to postings in April 2005 to Internet forums concerning breast cancer, prostate cancer, and sexual health (Seale et al. 2010). The analysis was compared to a parallel examination of qualitative interviews with people discussing their experiences of breast and prostate cancer and their sexual health concerns (a total of 140 interviews). The authors report that what they call the ‘orientation’ of the two formats differed. In interviews, there was an emphasis on the reporting of the past, presumably because the interview format encouraged narratives about the past experience of the illness. This is a focus that has been a particular feature of studies of health and illness that have been influenced by **narrative analysis** and the notion of ‘illness narratives’ (see Chapter 24). The Internet postings tended to be about the exchange of information and support and therefore dealt more directly with the immediate experience of illness. Seale et al. propose that this means that the Internet postings provide superior access to the experience of illness as the accounts are not produced for the benefit of an interviewer. The Internet postings also come across as more spontaneous and as allowing greater freedom for issues to be raised that relate to the sufferer’s experience (for example, the frequent discussion of chocolate among breast cancer postings), whereas the interviewer’s influence was very evident (for example, ‘relationship’ or ‘relationships’ were used in questions 622 times). The authors argue that the tendency for interviewers to seek to elicit narratives about the illness and with particular issues in mind tends to militate against direct expressions of illness experiences, although the ability to probe, which can yield significant data, is something missing in the postings. Seale et al. argue that, while they are not flawless as sources of data about illness, particularly for research into sensitive topics where there are concerns about the truthfulness of reports in interviews, Internet postings about illness experiences warrant serious consideration, especially when the time and cost involved in sampling, conducting, and transcribing qualitative interviews are borne in mind.

Subjects and themes

Frequently in a content analysis the researcher will want to code text in terms of certain subjects and themes. Essentially, what is being sought is a categorization of the phenomenon or phenomena of interest. For example, in the case of the content analysis of the reporting of social science research in the British mass media, Fenton et al. (1998) were concerned to classify the main social science discipline that formed the backcloth to the research being reported (Research in focus 13.1). This entailed a classification into one of seven types: sociology; social policy; economics; psychology; business and management; political science; and interdisciplinary. Research drawing on other social science disciplines was not included in the study. Another topic was the methodology of the research being reported, which resulted in research being classified in terms of such categories as: survey/mail

questionnaire; interview; ethnography; and, of course, content analysis.

However, while such categorizations are often relatively straightforward, when the process of coding is thematic, a more interpretative approach needs to be taken. At this point, the analyst is searching not just for manifest content but for latent content as well. It becomes necessary to probe beneath the surface in order to ask deeper questions about what is happening. In the research on social science research in the mass media (see Research in focus 13.1), each reported study was classified in terms of the subject area of the research (Fenton et al. 1998). Sixty-two categories were employed and were grouped into seven main areas: UK and overseas economy; UK and overseas government politics and policy; social integration and control; health; demographics; social analysis—general; and lifestyles. Another example of having to interpret derives from the researchers’

examination of what they refer to as the ‘inferred discipline’ involved in a reported piece of research. This issue arose because, in many cases (nearly 60 per cent of all news items in which social science research was reported), no social science discipline was mentioned in the news report, so that it was necessary to infer which discipline was involved.

Dispositions

A further level of interpretation is likely to be entailed when the researcher seeks to demonstrate a disposition in the texts being analysed. For example, it may be that the researcher wants to establish whether journalists, in the reporting of an issue in the news media, are favourably inclined or hostile towards an aspect of it, such as their stances on the government’s handling of a food scare crisis. In the case of the study by Fenton et al. (1998; see Research in focus 13.1) of the reporting of social science research, each item was coded in terms of

whether the editorial commentary on the research was positive, negative, or merely descriptive. In many cases, it was necessary to infer whether the editorial commentary was implicitly positive or negative if there were no manifest indications of such value positions. Such an analysis entails establishing whether a judgemental stance can be discerned in the items being coded and the nature of the judgement.

Another way in which dispositions may be revealed in content analysis is through the coding of ideologies, beliefs, or principles. Jagger (1998) coded dating advertisements in terms of whether gendered stereotypical categories of masculinity and femininity were employed when advertisers were describing themselves (see Research in focus 13.2). She came up with the surprising finding that women were more likely than men to advertise themselves in terms of a masculine stereotype, while men were more likely to advertise themselves in terms of a feminine stereotype.



Coding

As much of the foregoing discussion has implied, coding is a crucial stage in the process of doing a content analysis. There are two main elements to a content analysis coding scheme: designing a coding schedule and designing a coding manual. To illustrate its use, imagine a student interested in crime reporting in a local newspaper. The student chooses to focus on the reporting of crimes subject to court proceedings and where the victim is a person rather than an organization. To simplify the issue we will just have the following variables:

1. nature of the offence;
2. gender of perpetrator;
3. social class of perpetrator;
4. age of perpetrator;
5. gender of victim;
6. social class of victim;
7. age of victim;
8. depiction of victim;
9. position of news item.

Content analysts would normally be interested in a much larger number of variables than this, but a simple illustration like this can be helpful for getting across the

operation of a coding schedule and a coding manual. Also, it is quite likely that the student would want to record the item so that the details of more than one offender and more than one victim are included. In other words, very often a crime will entail multiple perpetrators and/or victims, so that the details of each of the key figures (age, gender, occupation, depiction of victim) would need to be recorded. However, to keep the illustration simple, just one perpetrator and victim is assumed.

Coding schedule

The coding schedule is a form onto which all the data relating to an item being coded will be entered. Figure 13.1 provides an example of a coding schedule. The schedule is very much a simplification in order to facilitate the discussion of the principles of coding in content analysis and of the construction of a coding schedule in particular.

Each of the columns in Figure 13.1 is a dimension that is being coded. The column headings indicate the dimension to be coded. The blank cells on the coding form are the places in which codes are written in. One form would be used for each media item that was coded. The codes can then be transferred to a computer data file for analysis with a software package like SPSS (see Chapter 16).

Figure 13.1

Coding schedule

Case number	Day	Month	Year	Nature of offence I	Gender of perpetrator	Occupation of perpetrator	Age of perpetrator	Gender of victim	Occupation of victim	Age of victim	Depiction of victim	Nature of offence II	Position of news item

Coding manual

On the face of it, the coding schedule in Figure 13.1 seems very bare and does not appear to provide much information about what is to be done or where. This is where the coding manual comes in. The coding manual is a statement of instructions to coders that also includes all the possible categories for each dimension being coded. It provides: a list of all the dimensions; the different categories subsumed under each dimension; the numbers (that is, *codes*) that correspond to each category; and guidance on what each dimension is concerned with and any factors that should be taken into account in deciding how to allocate any particular code to each dimension. Figure 13.2 provides the coding manual that might correspond to the coding schedule in Figure 13.1. A coding manual includes all the dimensions that would be employed in the coding process, indications of the guidance for coders, and the kinds of lists of categories that were created for each dimension.

The coding manual includes the occupation of both the perpetrator and the victim. It uses Goldthorpe's social class categorization and is based on the summary by Marshall et al. (1988: 22). To this scheme have been added three further categories that might be used in newspapers: unemployed; retired; and housewife. There is also a category of 'other'. The offences are categorized in terms of those used by the police in recording crimes notified to them according to Home Office rules. Much finer distinctions could be used, but, since the student may not be planning to examine a large sample of news items, broader categories might be preferable. They have the further advantage of being comparable to the Home Office data. Recorded crime statistics have been criticized for their lack of reliability and validity (see Chapter 14), but the comparison between such data

and the reporting of crime in local newspapers would be potentially illuminating.

The coding schedule and manual permit two offences to be recorded when an incident entails more than one offence. If there are more than two, the student has to make a judgement concerning the most significant offence. The student should also treat as the first offence the main one mentioned in the article.

The coding manual is crucial because it provides coders with complete listings of all categories for each dimension they are coding and guidance about how to interpret the dimensions. It is on the basis of these lists and guidance that a coding schedule of the kind presented in Figure 13.1 will be completed. Even if you are a lone researcher, such as a student conducting a content analysis for a dissertation or thesis, it is important to spend a lot of time providing yourself with instructions about how to code. While you may not face the problem of **inter-coder reliability**, the issue of **intra-coder reliability** is still significant for you (see below).

Plates 13.1 and 13.2 provide examples of the kind of article that might appear. Both are from the *Nottingham Evening Post*.

The coding of the incidents would then be added to coding schedules, as shown in Figure 13.1, and the data from each form would then be entered as a row of data in a computer program like SPSS.

The coding of the incident in Plate 13.1 would appear as in Figure 13.3; the data would appear as follows:

123 27 12 02 1 1 17 46 1 17 -1 3 16 2

Note that the news item in Plate 13.2 contains a second offence, which has been coded as 16 under 'Nature of offence II'. Figure 13.4 contains the form that would be completed for the item in Plate 13.2. The following row of data would be created:

Figure 13.2

Coding manual

Nature of offence I

1. Violence against the person
2. Sexual offences
3. Robbery
4. Burglary in a dwelling
5. Burglary other than in a dwelling
6. Theft from a person
7. Theft of pedal cycle
8. Theft from shops
9. Theft from vehicle
10. Theft of motor vehicle
11. Vehicle interference and tampering
12. Other theft and handling stolen goods
13. Fraud and forgery
14. Criminal damage
15. Drug offences
16. Other notifiable offences

Gender of perpetrator

1. Male
2. Female
3. Unknown

Occupation of perpetrator

1. I Higher grade professionals, administrators, and officials; managers in large establishments; large proprietors
2. II Lower-grade professionals, administrators, and officials; higher-grade technicians; managers in small business and industrial establishments; supervisors of nonmanual employees
3. IIIa Routine nonmanual employees in administration and commerce
4. IIIb Personal service workers
5. IVa Small proprietors, artisans, etc., with employees
6. IVb Small proprietors, artisans, etc., without employees
7. IVc Farmers and smallholders; self-employed fishermen
8. V Lower-grade technicians, supervisors of manual workers
9. VI Skilled manual workers
10. VIIa Semi-skilled and unskilled manual workers (not in agriculture)

11. VIIb Agricultural workers
12. Unemployed
13. Retired
14. Housewife
15. Student
16. Other
17. Unknown

Age of perpetrator

Record age (–1 if unknown)

Gender of victim

1. Male
2. Female
3. Unknown
4. Organization (if victim is an organization as in fraud cases)

Occupation of victim

Same as for occupation of perpetrator
If not applicable, code as 99

Age of victim

Record age (–1 if unknown; –2 if not applicable)

Depiction of victim

1. Victim responsible for crime
2. Victim partly responsible for crime
3. Victim not at all responsible for crime
4. Not applicable

Nature of offence II (code if second offence mentioned in relation to the same incident; code 0 if no second offence)
Same as for Nature of offence I

Position of news item

1. Front page
2. Inside
3. Back page

Plate 13.1

Reporting a crime in local newspapers I

Dogs fighting led to assault

Owner guilty of chain attack and cruelty

By SEAN KENNY

IT began with a fight between two dogs — but ended when one owner faced assault and animal cruelty charges.

Conrad Aaron Martin, 46, of Leybourne Drive, Bestwood, attacked a dog and its owner with a chain when they met while out for a morning walk, Nottingham magistrates heard.

He was out with his English and Staffordshire bull terrier cross, on May 27 on the Hucknall Embankment in Bestwood when his pet met Rocco Lamagna's German shepherd dog, Lupo, out for his morning walk.

The terrier locked his teeth around Lupo's front leg and Mr Lamagna, of Bestwood, asked Martin to control his dog.

But, the court was told, Martin replied: "I'm going to kill you... and your dog."

Mr Lamagna told the court: "He got a massive chain and hit me and the dog with it."

"I tried to bend over my dog, I couldn't do anything. My dog was bleeding from his eye."

Mr Lamagna told the court he had not taken his dog along that route since the incident.

Talking to the *Post* after the trial, Mr Lamagna said: "The attack was totally unexpected."

"I'd just come out of hospital and was taking Lupo for a walk when his dog went for mine."

Mr Lamagna controlled his dog and tried to protect him: "Lupo's eye was bleeding and I tried to cover him to stop him getting bitten again."

"The vet's bill cost me £85."

"I used to walk Lupo down there all the time, but I never go there now."

Denied

The court heard that after Mr Lamagna reported the attack to the police, investigations led to an identity parade being organised.

Mr Lamagna immediately picked out Martin, the court was told.

Martin had denied the charges of



FIGHT VICTIMS: Rocco Lamagna and his dog Lupo.

C241202S07-1

assault and cruelty to animals, but was found guilty.

He told the court: "There's nothing I wouldn't do to defend my dog."

Magistrate Mrs Ann Allison said: "We accept Mr Lamagna was certain when he picked you out at the identity

parade."

Martin has two previous convictions for affray whilst walking his dog, in November and December last year.

His sentence will be decided by the crown court.

Plate 13.2

Reporting a crime in local newspapers II

Landlords hit out as pub attacker avoids jail



PUB ASSAULT: Injured landlord Paul Buxton and, left, his assailant Tom Turton

ANGRY licensees have blasted the "deplorable" sentence given to a violent customer.

Tom Turton 24, poked his thumbs into landlord Paul Buxton's eyes after being asked to leave the Lady Bay pub in Trent Boulevard.

Turton, of Fourth Avenue, Sherwood Rise, was ordered to do 200 hours community service by Nottingham magistrates after admitting common assault. He was also told to pay £170 compensation and £55 costs.

The sentence has outraged members of the West Bridgford Pubwatch scheme, of which Mr Buxton is a member.

Letter

Today they were sending a letter to the Chairman of the Magistrates Bench which reads: "We are writing to express our disgust at the leniency of the sentence given to the accused Tom Turton. What kind of message are we giving out here?"

The landlords described the handling of the case, including numerous adjournments, as "deplorable".

The Pubwatch group is also taking legal advice about whether to appeal against the decision.

Alan Merryweather, the Pubwatch vice-chairman who runs the Test Match Inn in West Bridgford, said: "I don't know what guidelines the magistrates have, but Turton should have got a six month custodial sentence."

"We feel that reflects the severity of the injuries."

Assaulted landlord Paul Buxton said: "I don't think his sentence was stiff enough."

"He needs a short, sharp shock - but the message that's gone out is smack a landlord and you'll get away with it."

"No-one should go to work and get punched or poked in the eyes."

Magistrates heard that on Sunday, March 9, Turton had spent all afternoon and evening drinking in the Lady Bay pub, downing six or seven pints of lager.

At closing time, he became enraged when Mr Buxton jokingly told him to leave.

Dennis Quinn, prosecuting, told the court: "He deliberately stuck both thumbs in each of Mr Buxton's eyes."

"Mr Buxton said he could feel the thumbs in his eye sockets."

The landlord suffered cuts to the rear of his eyes. It has left him with occasional blurred vision and needing eye drops, but there will be no lasting damage.


Mr Turton was the first person to be banned from all 22 pubs within the West Bridgford Pubwatch.

Sundeep Soor in mitigation, said it was Turton's first violent offence and he was very remorseful."

Disgust at 'lenient' sentence



ANGRY: Mr Buxton with the letter sent to magistrates and, above, the Lady Bay pub



Graham Hooper, Justices Clerk at Nottingham Magistrates' Court, said the maximum penalty for common assault is a £5,000 fine or six months in prison.

He added: "When a licensee or someone going about their business serving the public is assaulted that's seen as a fact which makes the offence more serious."

"But magistrates are required to look at the circumstances of the offender and consider each case on its merits."

Figure 13.3

Completed coding schedule for news item in Plate 13.1

Case number	Day	Month	Year	Nature of offence I	Gender of perpetrator	Occupation of perpetrator	Age of perpetrator	Gender of victim	Occupation of victim	Age of victim	Depiction of victim	Nature of offence II	Position of news item
123	27	12	02	1	1	17	46	1	17	-1	3	16	2

Figure 13.4

Completed coding schedule for news item in Plate 13.2

Case number	Day	Month	Year	Nature of offence I	Gender of perpetrator	Occupation of perpetrator	Age of perpetrator	Gender of victim	Occupation of victim	Age of victim	Depiction of victim	Nature of offence II	Position of news item
301	04	07	03	1	1	17	24	1	5	-1	3	0	2

301 04 07 03 1 1 17 24 1 5 -1 3 0 2

Forms like these would be completed for each news item within the chosen period or periods of study.

Potential pitfalls in devising coding schemes

There are several potential dangers in devising a content analysis coding scheme, and they are very similar to the kinds of consideration that are involved in the design of structured interview and structured observation schedules.

- *Discrete dimensions.* Make sure that your dimensions are entirely separate; in other words, there should be no conceptual or empirical overlap between them. For example, in the research presented in Research in focus 13.1, it is necessary to be clear about the difference between discipline and topic of the research, even though they have a similar ring.
- *Mutually exclusive categories.* Make sure that there is no overlap in the categories supplied for each dimension. If the categories are not mutually exclusive, coders will be unsure about how to code each item.
- *Exhaustive categories.* For each dimension, all possible categories should be available to coders.
- *Clear instructions.* Coders should be clear about how to interpret what each dimension is about and what factors to take into account when assigning codes to each category. Sometimes, these will have to be very elaborate. Coders should have little or no discretion in how to allocate codes to units of analysis.
- *Clarity about the unit of analysis.* For example, in the study of social science research in the mass media (see Research in focus 13.1), the authors found it necessary to operate with a clear distinction between the media item (e.g. a newspaper article) and the social science research being reported. Thus some of the data recorded were to do with the media item; other data recorded were to do with the research being referred to. The researchers' content analysed up to three social science research profiles per media item, because often the media reporting of research referred to more than one investigation. In the study reported in Research in focus 7.7, 167 cartoons were sampled, but it was the *characters* in those cartoons that provided the units of analysis. As a result, characteristics of the 478 characters were coded and analysed.

Similarly, in the imaginary study of the media reporting of crime in the local press, more than one offence per media item could be recorded. You need to be clear about the distinction between the media item (e.g. a newspaper article) and the topic being coded (an offence). In practice, a researcher is interested in both but needs to keep the distinction in mind.

In order to be able to enhance the quality of a coding scheme, it is highly advisable to pilot early versions of the scheme. Piloting will help to identify difficulties in applying the coding scheme, such as uncertainty about which category to employ when considering a certain dimension or discovering that no code is available to cover a particular case. Piloting will also help to identify

any evidence that one category of a dimension tends to subsume an extremely large percentage of items. If this occurs, it may be necessary to consider breaking that category down so that it allows greater discrimination between the items being analysed.

The reliability of coding is a further potential area of concern. Coding must be done in a consistent manner. As with structured observation, coding must be consistent between coders (*inter-coder reliability*), and each coder must be consistent over time (*intra-coder reliability*). An important part of piloting the coding scheme will be testing for consistency between coders and, if time permits, intra-coder reliability. The process of gauging reliability is more or less identical to that briefly covered in the context of structured observation in Key concept 12.3.



Advantages of content analysis

Content analysis has several advantages, which are outlined below.

- Content analysis is a very transparent research method. The coding scheme and the sampling procedures can be clearly set out so that replications and follow-up studies are feasible. It is this transparency that often causes content analysis to be referred to as an objective method of analysis.
- It can allow a certain amount of longitudinal analysis with relative ease. Several of the studies referred to above allow the researcher to track changes in frequency over time (Warde 1997; Bligh et al. 2004). The time periods can have long spans, such as Warde's (1997) analysis of women's magazines over two time periods over twenty years apart, or quite short time spans, such as the research by Bligh et al. (2004) on President Bush's speeches in the months before and after 9/11. Similarly, changes in emphasis in crime reporting in newspapers over two very different periods can be examined.
- Content analysis is often referred to favourably as an *unobtrusive method*, a term devised by Webb et al. (1966) to refer to a method that does not entail participants in a study having to take the researcher into account (see Key concept 14.3). It is therefore a *non-reactive method* (see Key concept 12.4 and 14.3). However, this point has to be treated with a little caution. It is certainly the case that, when the focus of a content analysis is upon things such as newspaper articles or television programmes, there is no reactive effect. Newspaper articles are obviously not written in the knowledge that a content analysis may one day be carried out on them. On the other hand, if the content analysis is being conducted on documents such as interview transcripts or ethnographies (e.g. Hodson 1996; see Research in focus 13.4), while the process of content analysis does not itself introduce a reactive effect, the documents may have been at least partly influenced by such an effect.
- The unobtrusiveness of content analysis can be significant for many students. For students conducting research for an undergraduate or postgraduate project (perhaps for a dissertation), content analysis has the advantage that it does not usually require them to undergo the same level of ethical scrutiny that is common for students selecting methods that require research participants. This is not to suggest that students should select research methods on the basis that they allow them to avoid increasingly difficult ethical surveillance regimes, particularly given the arguments in Chapters 1 and 4 about the need to tailor research methods to research questions. However, it does point to a consideration that is worth bearing in mind when thinking about how to approach a student research project.
- It is a highly flexible method. It can be applied to a wide variety of different kinds of unstructured textual

information. While content analysis is often associated with the analysis of mass-media outputs, it has a much broader applicability than this. Research in focus 13.4 presents an illustration of a rather unusual but none the less interesting application of content analysis.

- Content analysis can allow information to be generated about social groups to which it is difficult to gain access. For example, most of our knowledge of the social backgrounds of elite groups, such as senior clergy, company directors, and top military personnel, derives from content analyses of such publications as *Who's Who* and *Burke's Peerage* (Bryman 1974).



Student experience

The significance of the transparency of content analysis

For her research on the front covers of women's magazines, Sarah Hanson felt that the transparency of the research method she had chosen was significant. She writes:

My supervisor, Kristin, influenced my research methods a lot, as, having never done a study quite so large before, I needed a good way to organize my research and writing. By introducing Bryman's *Social Research Methods* (Second Edition) and the chapter on Content Analysis into my dissertation, I was able to do a lot of research within a controlled environment; my total word count for the research in my appendix tables was over 2,000 words. Content analysis allows for many different types of research and data collection to be easily carried out and studied, allowing you to work methodically throughout the decoding and analysis. By including content analysis in my dissertation, it allowed for easy reference throughout the text and allowed the marker to see the 'mathematical' workings, providing proof of how I came to my final conclusions.

It is nice to know one's work has an impact!



To read more about Sarah's research experiences, go to the Online Resource Centre that accompanies this book at: www.oxfordtextbooks.co.uk/orc/brymansrm4e/



Research in focus 13.4

A content analysis of qualitative research on the workplace

Hodson (1996: 724) reports the results of a content analysis of 'book-length ethnographic studies based on sustained periods of direct observation'. There is an excellent website in connection with the Workplace Ethnography Project, which can be found at:

www.sociology.ohio-state.edu/rdh/Workplace-Ethnography-Project.html (accessed 7 October 2010).

As a method, ethnography, which will be explored in detail in Chapter 19, entails a long period of participant observation in order to understand the culture of a social group. Hodson's content analysis concentrated on ethnographic studies of workplaces that had been published in book form (that is, published articles were excluded because they rarely included sufficient detail). Thousands of case studies were assessed for possible inclusion in the sample. The sample was made up of studies from different countries. According to the Workplace Ethnography Project website:

www.sociology.ohio-state.edu/rdh/Workplace-Ethnography-Project.html (accessed 7 October 2010),

the current and probably final tally is described as follows: 'The study generated 204 ethnographic cases. These cases were derived from 156 separate books since the observations reported in some books allowed the coding of multiple cases.'

In Hodson (1996) each case was coded in terms of one of five types of workplace organization (craft, direct supervision, assembly line, bureaucratic, and worker participation). This was the independent variable. Various dependent variables and 'control' variables (variables deemed to have an impact on the relationships between independent and dependent variables) were also coded.

Here are two of the variables and their codes.

WORKERS:

Job satisfaction

1 = very low; 2 = moderately low; 3 = average; 4 = high; 5 = very high

Autonomy

1 = none (the workers' tasks are completely determined by others, by machinery or by organizational rules); 2 = little (workers occasionally have the chance to select among procedures or priorities); 3 = average (regular opportunities to select procedures or set priorities within definite limits); 4 = high (significant latitude in determining procedures and setting priorities); 5 = very high (significant interpretation is needed to reach broadly specified goals) (Hodson 1996: 728)

Hodson's findings suggest that some pessimistic accounts of worker participation schemes (for example, that they do not genuinely permit participation and do not necessarily have a beneficial impact on the worker) are incomplete. A more detailed treatment of this research can be found in Hodson (1999). Since this early 1996 publication, many others have been published in major journals, including the article on social fulfilment at the workplace (Hodson 2004), which was referred to in Chapter 4.

Not only does the website provide a list of publications deriving from the project (including downloadable pdf files of most of the articles) and all the coding information; you can also download the data into SPSS, which is the software that will be covered in Chapter 16.



Disadvantages of content analysis

Like all research techniques, content analysis suffers from certain limitations, which are described below.

- A content analysis can only be as good as the documents on which the practitioner works. Scott (1990) recommends assessing documents in terms of such criteria as: authenticity (that the document is what it purports to be); credibility (whether there are grounds for thinking that the contents of the document have been or are distorted in some way); and representativeness (whether the documents examined are representative of all possible relevant documents, as, if certain kinds of document are unavailable or no longer exist, generalizability will be jeopardized). These kinds of consideration will be especially important to bear in mind when a content analysis is
- being conducted on documents like letters. These issues will be explored in further detail in Chapter 23.
- It is almost impossible to devise coding manuals that do not entail some interpretation on the part of coders. Coders must draw upon their everyday knowledge as participants in a common culture in order to be able to code the material with which they are confronted (Cicourel 1964; Garfinkel 1967). To the extent that this occurs, it is questionable whether it is justifiable to assume a correspondence of interpretation between the persons responsible for producing the documents being analysed and the coders (Beardsworth 1980).
- Particular problems are likely to arise when the aim is to impute latent rather than manifest content. In

searching for traditional markers of masculinity and femininity (Research in focus 13.2) or inferring a social science discipline (Research in focus 13.1), the potential for an invalid conjecture being made is magnified.

- It is difficult to ascertain the answers to ‘why?’ questions through content analysis. For example, Jagger (1998: 807) found that ‘the body of their partner, its attractiveness, shape and size, was of less importance to advertisers when in the buying mode [advertising for a partner]’ than when in the selling mode (marketing oneself) (see Research in focus 13.2). Why? And finding that this was true of both men and women is, as Jagger suggests, even more surprising. But again, why? We can speculate, but our suggested answers can usually only be speculations. Similarly, Fenton et al. (1998) found that sociology was only the fourth most common discipline to be referred to when social science research was being reported (see Research in focus 13.1). However, Fenton et al. also inferred subject disciplines when they were not referred to explicitly by journalists. Sociology was by far the most frequent *inferred* discipline. Again, while this is an interesting finding, the reasons for it can only be speculated about (Fenton et al. 1998). Sometimes, users of content analysis have been able to shed some light on ‘why?’ questions raised by their investigations by
- conducting additional data-collection exercises. Such exercises might include qualitative content analysis (e.g. Glasgow University Media Group 1976) and/or interviews with journalists and others (e.g. Fenton et al. 1998).
- Content analytic studies are sometimes accused of being atheoretical. It is easy to see why an atheoretical approach might arise. The emphasis in content analysis on measurement can easily and unwittingly result in an accent being placed on what is measurable rather than on what is theoretically significant or important. However, content analysis is not necessarily atheoretical. Jagger (1998, 2005) placed her findings on dating advertisements in the context of current ideas about consumerism and the body. Fenton et al. (1998) conducted their content analysis within an overall approach that stressed the importance of studying the mass communication process from inception to reception and the importance of power and contestation within that process. Hodson’s (1996) content analysis of workplace ethnographies was underpinned by theoretical ideas deriving from the work of influential writers such as Blauner (1964) and Edwards (1979) concerning developments in modes of workplace organization and their impacts on workers’ experiences.



Checklist

Content analysis

- Have you clearly defined your research questions?
- Is the population of documents to be content analysed relevant to your research questions?
- Can you justify your sampling approach?
- Have you made sure that your dimensions do not overlap?
- Have you made sure that the categories used for each of your dimensions do not overlap?
- Are the categories you use for each dimension exhaustive?
- Do all the dimensions allow you to answer your research questions?
- Have you piloted your coding schedule?
- Are the coding instructions clear?
- If your research is based on the mass media, can you justify the time span of your coverage?
- Are you clear about the unit of analysis?



Key points

- Content analysis is very much located within the quantitative research tradition of emphasizing measurement and the specification of clear rules that exhibit reliability.
- While traditionally associated with the analysis of mass-media content, it is in fact a very flexible method that can be applied to a wide range of phenomena.
- It is crucial to be clear about your research questions in order to be certain about your units of analysis and what exactly is to be analysed.
- You also need to be clear about what is to be counted.
- The coding schedule and coding manual are crucial stages in the preparation for a content analysis.
- Content analysis becomes particularly controversial when it is used to seek out latent meaning and themes.



Questions for review

- To what kinds of documents and media can content analysis be applied?
- What is the difference between manifest and latent content? What are the implications of the distinction for content analysis?

What are the research questions?

- Why are precise research questions especially crucial in content analysis?
- With what general kinds of research questions is content analysis concerned?

Selecting a sample

- What special sampling issues does content analysis pose?

What is to be counted?

- What kinds of things might be counted in the course of doing a content analysis?
- To what extent do you need to infer latent content when you go beyond counting words?

Coding

- Why is coding so crucial in content analysis?
- What is the difference between a coding schedule and a coding manual?
- What potential pitfalls need to be guarded against when devising coding schedules and manuals?

Advantages of content analysis

- 'One of the most significant virtues of content analysis is its immense flexibility in that it can be applied to a wide variety of documents.' Discuss.

Disadvantages of content analysis

- To what extent does the need for coders to interpret meaning undermine content analysis?
- How far are content analysis studies atheoretical?



Online Resource Centre

www.oxfordtextbooks.co.uk/orc/brymansrm4e/


Visit the Online Resource Centre that accompanies this book to enrich your understanding of Content analysis. Consult web links, test yourself using multiple choice questions, and gain further guidance and inspiration from the Student Researcher's Toolkit.

14

Secondary analysis and official statistics

Chapter outline

Introduction	311
Other researchers' data	312
Advantages of secondary analysis	312
Limitations of secondary analysis	315
Accessing the Data Archive	316
Official statistics	320
Reliability and validity	322
Condemning and resurrecting official statistics	324
Official statistics as a form of unobtrusive method	325
Key points	327
Questions for review	327





Chapter guide

This chapter explores the possibilities associated with the analysis of data that have been collected by others. There are two main types discussed in this chapter:

- the secondary analysis of data collected by other researchers;
- the secondary analysis of official statistics—that is, statistics collected by government departments in the course of their work or specifically for statistical purposes.

This chapter explores:

- the advantages and disadvantages of carrying out secondary analysis of data collected by other researchers, particularly in view of many data sets being based on large, high-quality investigations that are invariably beyond the means of students;
- how to obtain such data sets;
- the potential of official statistics in terms of their reliability and validity;
- the growing recognition in recent years of the potential of official statistics after a period of neglect as a result of criticisms levelled at them;
- the notion that official statistics are a form of *unobtrusive method*—that is, a method that is not prone to a reaction on the part of those being studied to the fact that they are research participants.

Introduction

Many of the techniques we have covered so far—survey research by questionnaire or structured interview, structured observation, and content analysis—can be extremely time-consuming and expensive to conduct. Students in particular may have neither the time nor the financial resources to conduct very extensive research. Yet we know that large amounts of quantitative data are collected by social scientists and others. Moreover, many organizations, most notably government departments and their various representatives, collect data that are presented in statistical form and that may be usable by social scientists. Would it not be a good idea to analyse such data rather than collect new data? It would have the additional advantage for the long-suffering public that they would not be bothered by interviewers and by questionnaires popping through their letter boxes.

This is where *secondary analysis* comes in. Secondary analysis offers this kind of opportunity. Key concept 14.1 contains a brief definition of secondary analysis and raises one or two basic points about what it involves. As the opening paragraph suggests, we will in this chapter be concerned with two kinds of issue:

1. the secondary analysis of data that have been collected by other researchers;
2. the secondary analysis of data that have been collected by various institutions in the course of their business.

One prominent form of such data is official statistics concerned with areas of social life such as crime, unemployment, and strikes. The use of such official statistics for social research has been controversial, and aspects of the ensuing debate will be addressed below.



Key concept 14.1

What is secondary analysis?

Secondary analysis is the analysis of data by researchers who will probably not have been involved in the collection of those data, for purposes that in all likelihood were not envisaged by those responsible for the data collection. Secondary analysis may entail the analysis of either quantitative data (Dale et al. 1988) or qualitative data (Corti et al. 1995), but it is with the former that we will be concerned in this chapter. To some extent, it is difficult to know where primary and secondary analysis start and finish. If a researcher is involved in the collection of survey interview data and analyses some of the data, resulting in some publications, but then some time later decides to rework the data, it is not entirely clear how far the latter is primary or secondary analysis. Typically, secondary analysis entails the analysis of data that others have collected, but, as this simple scenario suggests, this need not necessarily be the case.

For example, I was involved in a secondary analysis of data on dietary choices, attitudes, and practices among a sample of Leicestershire residents (Beardsworth et al. 2002). This analysis reflected my and the lead author's research interests. The analysis dealt with the significance of gender in nutritional attitudes and choices, which had not been the focus of previous analyses of these data. I had not been involved in the collection of the data nor in the design of the research, but the co-authors of the article that reported the analysis had been involved in these phases of the research. It is questionable whether for them it was a secondary analysis, but for me it certainly was. The analysis shows that women are more likely than men to adopt what we call a 'virtuous' pattern of eating, which acknowledges a sensitivity to, and preparedness to act in terms of, ethical and nutritional principles that are respected in many Western societies. The article also shows that these principles have a sinister component in that they frequently come to be associated among women with feelings of guilt, disordered eating patterns, and concerns about body shape.



Other researchers' data

There are several reasons why secondary analysis should be considered a serious alternative to collecting new data. These advantages of secondary analysis have been covered by Dale et al. (1988), from which I have borrowed most of the following observations. In considering the various advantages of secondary analysis, I have in mind the particular needs of the lone student conducting a small research project as an undergraduate or a more substantial piece of work as a postgraduate. However, this emphasis should definitely not be taken to imply that secondary analysis is really appropriate or relevant only to students. Quite the contrary: secondary analysis should be considered by all social researchers, and, indeed, the Economic and Social Research Council (ESRC) requires applicants for research grants who are proposing to collect new data to demonstrate that relevant data are not already available in the UK Data Archive (see below).

My reason for emphasizing the prospects of secondary analysis for students is simply based on my personal experience that they tend to assume that any research they carry out has to entail the collection of primary data. Unless you are advised otherwise by your supervisor or

by any documentation supplied by your department or university, it is worth giving serious consideration to doing a secondary analysis, because it will allow you to spend more time on the analysis and interpretation of data. Moreover, you simply will not be in a position to produce a data set of comparable quality, because of the lack of time and resources likely to be available to you. Further, as the outline in the next section of the advantages of secondary analysis suggests, you may be able to conduct analyses that would be inconceivable if you relied on data you collected yourself.

Advantages of secondary analysis

Secondary analysis offers numerous benefits to students carrying out a research project. These are outlined below.

- *Cost and time.* As noted at the outset, secondary analysis offers the prospect of having access to good-quality data for a tiny fraction of the resources involved in carrying out a data-collection exercise yourself. Numerous data sets are available from the Data Archive, which is housed at the University of Essex in

Colchester. You do not even have to go to Colchester yourself to search for data. The Archive has a very good website, which can be searched in a variety of ways, such as keywords (see below).

- *High-quality data.* Many of the data sets that are employed most frequently for secondary analysis are of extremely high quality. By this I mean several things. First, the sampling procedures have been rigorous, in most cases resulting in samples that are as close to being representative as one is likely to achieve. While the organizations responsible for these studies suffer the same problems of survey non-response as anybody else, well-established procedures are usually in place for following up non-respondents and thereby keeping this problem to a minimum. Second, the samples are often national samples or at least cover a wide variety of regions of Great Britain or the UK. The degree of geographical spread and the sample size of such data sets are invariably attained only in research that attracts quite substantial resources. It is certainly inconceivable that student projects could even get close to the coverage that such data sets attain. Third, many data sets have been generated by highly experi-

enced researchers, and, in the case of some of the large data sets, like the General Household Survey (GHS), the British Social Attitudes (BSA) survey (see Research in focus 14.1), and the British Household Panel Survey (BHPS; see Research in focus 14.1 and 14.2), the data have been gathered by social research organizations that have developed structures and control procedures to check on the quality of the emerging data.

- *Opportunity for longitudinal analysis.* Partly linked to the last point is the fact that secondary analysis can offer the opportunity for longitudinal research, which, as noted in Chapter 3, is rather rare in the social sciences because of the time and cost involved. Sometimes, as with the BHPS, a panel design has been employed, and it is possible to chart trends and connections over time. Such data are sometimes analysed cross-sectionally, but there are obviously opportunities for longitudinal analysis as well. Also, with data sets such as the GHS and the BSA survey, where similar data are collected over time, usually because certain interview questions are recycled each year, trends (such as shifting opinions or changes in behaviour)



Research in focus 14.1

Religion in Britain and the ‘believing without belonging’ thesis

‘Believing without belonging’, as the phrase implies, is meant to suggest that religion has not declined in modern British society in terms of the extent to which religious beliefs are held; rather, the phrase suggests that it is allegiance to institutional religion that has declined, in that religious beliefs are still fairly robust. This thesis was explored by Voas and Crockett (2005), who conducted secondary analyses of both the BHPS and the BSA survey. For the BHPS analysis, the authors took waves 1 (1991) and 9 (1999–2000), focusing on three questions that are asked:

1. A question asking whether the respondent views him- or herself as belonging to any religion and, if so, which one. This is used to indicate a person’s religious affiliation.
2. A question asking how often the respondent attends religious services or meetings. This is commonly used as an indicator of participation.
3. A question asking each respondent how much difference religious beliefs make to his or her life. Respondents answer on a scale: no difference; little difference; some difference; great difference. This question is taken to indicate strength of belief and its significance in the respondent’s life.

The findings lead Voas and Crockett (2005: 15) to suggest that ‘religious decline is principally the result of differences between generations: each age cohort is less religious than the last’. Also, the same data do not support the ‘believing without belonging’ thesis: if anything, religious belief is declining faster than belonging. They explored the BSA data, which could be examined over a much longer period (1983–2002). The data were examined as a continuous time series for each year for which there were data on religious affiliation and belief. They show that the dominant effect was a cohort effect; that is, each cohort (five cohorts were distinguished) was less religious (in terms of affiliation, attendance, and belief) than the previous one. Overall, then, these longitudinal data suggest that the ‘believing without belonging’ thesis cannot be supported empirically.



Research in focus 14.2

Household work: an example of secondary analysis

Bond and Sales (2001) conducted a secondary analysis of wave 4 (1994) of the BHPS. They were interested in the organization of household work among couples where both members were of working age and were in paid work. Of the 9,481 adults interviewed during this wave of data collection, 981 couples met the researchers' criteria. Bond and Sales were interested in the variables associated with the amount of time men and women spent in household work and the level of sharing of household jobs. As regards the former of these dependent variables, the authors show, for example, that the amount of time spent in household tasks was negatively associated with the relative economic power of one's partner and that men tended to spend more time on domestic tasks the longer the hours of their partners in paid work. Sharing of tasks was greater among women working longer hours, but men take up only a small amount of the household work that does not get done as a result of women working. Moreover, men with greater economic power than their partners tended to share less than those without such power. A study like this allows an important topic to be illuminated through a relatively representative sample that would require a great deal of effort to compile.

can be identified over time. With such data sets, respondents differ from year to year, so that causal inferences over time cannot be readily established, but nonetheless it is still possible to gauge trends.

- *Subgroup analysis.* When large samples are the source of data (as in the GHS and BHPS), there is the opportunity to study what can often be quite sizeable subgroups. Very often, in order to study specialized categories of individuals, small localized studies are the only feasible way forward because of costs. Large data sets can frequently yield quite large nationally representative samples. For example, Arber and Gilbert (1989) used the 1980 GHS to isolate a sample of over 4,500 elderly people living in private households. In 1980, respondents aged 65 and over were asked various questions about their ability to perform certain tasks. This information was used to compile a disability index. Levels of disability could then be related to patterns of caring for the elderly. As Arber and Gilbert (1989: 75) observe: 'The large sample size, high response rate (82 per cent) and representative nature of the sample size make the GHS a valuable data source to complement, extend and systematically test findings and theoretical ideas derived from small, qualitative and localised studies.' While the data did not address the elderly in institutional care, the survey nonetheless provides a valuable source of high-quality data on the elderly. It is easy to see how a wide range of different subgroups could be identified for similar kinds of analysis.
- *Opportunity for cross-cultural analysis.* Cross-cultural research has considerable appeal at a time when social

scientists are more attuned to the processes associated with globalization and to cultural differences. It is easy to forget that many findings should not be taken to apply to countries other than that in which the research was conducted. However, cross-cultural research presents barriers to the social scientist. There are obvious barriers to do with the cost and practical difficulties of doing research in a different country, especially when language and cultural differences are likely to be significant. The secondary analysis of comparable data from two or more countries provides one possible model for conducting cross-cultural research. In order for a cross-cultural analysis to be conducted, some coordination is necessary so that the questions asked are comparable. The research on religiosity described in Research in focus 2.4 and 7.3 by Kelley and De Graaf (1997) provides an example of such coordination. The authors describe the process as follows:

Data are from the 1991 'Religion' module of the International Social Survey Programme (ISSP), an international consortium composed primarily of academic survey organizations . . . Each year, the ISSP creates a module containing exactly the same questions, answer categories, and sequencing for all countries surveyed. . . . The samples are all large, representative national samples of adults. The most common procedure is to hold face-to-face interviews with a stratified random sample . . . followed by a leave-behind self-completion questionnaire containing the ISSP module . . . (Kelley and De Graaf 1997: 642)

Kelley and De Graaf's results were based upon a secondary analysis of the data from the fifteen nations involved in the research. Opportunities for such cross-cultural analysis appear to be increasing. For example, core questions used in the Labour Force Survey (LFS) are also used in equivalent surveys conducted by EU member states.

- *More time for data analysis.* Precisely because data collection is time-consuming, the analysis of data is often squeezed. It is easy to perceive the data collection as the difficult phase and to take the view that the analysis of data is relatively straightforward. This is not the case. Working out what to make of your data is no easy matter and requires considerable thought and often a preparedness to consider learning about unfamiliar techniques of data analysis. While secondary analysis invariably entails a lot of data management—partly so that you can get to know the data and partly so that you can get it into a form that you need (see below)—and this phase should not be underestimated—the fact that you are freed from having to collect fresh data means that your approach to the analysis of data can be more considered than perhaps it might otherwise have been.
- *Reanalysis may offer new interpretations.* It is easy to take the view that, once a set of data has been analysed, the data have in some sense been drained of further insight. What, in other words, could possibly be gained by going over the same data that someone else has analysed? In fact, data can be analysed in so many different ways that it is very unusual for the range of possible analyses to be exhausted. Several possibilities can be envisaged. A secondary analyst may decide to consider the impact of a certain variable on the relationships between variables of interest. Such a possibility may not have been envisaged by the initial researchers. Second, the arrival of new theoretical ideas may suggest analyses that could not have been conceived of by the original researchers. In other words, the arrival of such new theoretical directions may prompt a reconsideration of the relevance of the data. Third, an alternative method of quantitative data analysis may be employed and offer the prospect of a rather different interpretation of the data. Fourth (and related to the last point), new methods of quantitative data analysis are continuously emerging. Disciplines such as statistics and econometrics are continually developing new techniques of analysis, while some techniques are developed within the social sciences themselves. As awareness of such

techniques spreads, and their potential relevance is recognized, researchers become interested in applying them to new data sets.

- *The wider obligations of the social researcher.* For all types of social research, research participants give up some of their time, usually for no reward. It is not unreasonable that the public should expect that the data that they participate in generating should be mined to its fullest extent. However, much social research is chronically under-analysed. Primary researchers may feel they want to analyse only data relating to central research questions or lose interest as a new set of research questions interpose themselves into their imagination. Making data available for secondary analysis enhances the possibility that fuller use will be made of data.

Limitations of secondary analysis

The foregoing list of benefits of secondary analysis sounds almost too good to be true. In fact, there are not very many limitations, but the following warrant some attention.

- *Lack of familiarity with data.* When you collect your own data, when the data set is generated, it is hardly surprising that you are very familiar with the structure and contours of your data. However, with data collected by others, a period of familiarization is necessary. You have to get to grips with the range of variables, the ways in which the variables have been coded, and various aspects of the organization of the data. The period of familiarization can be quite substantial with large complex data sets and should not be underestimated.
- *Complexity of the data.* Some of the best-known data sets that are employed for secondary analysis, such as the BHPS, are very large in the sense of having large numbers of both respondents and variables. Sometimes, the sheer volume of data can present problems with the management of the information at hand, and, again, a period of acclimatization may be required. Also, some of the most prominent data sets that have been employed for secondary analysis are known as *hierarchical* data sets, such as the GHS and the BHPS. The difficulty here is that the data are collected and presented at the level of both the household and the individual, as well as other levels. The secondary analyst must decide which level of analysis is going to be employed. If the decision is to analyse individual-level data, the individual-level data must then be extracted from the data set. Different data will apply to each

level. Thus, at the household level, the GHS provides data on such variables as number of cars and consumer durables, while, at the individual level, data on income and employment can be found. Dale (1987) was interested in life-cycle stages and employed household-level data from the 1979 GHS to develop a typology of life-cycle stages, which included fourteen categories, and various correlates of the various categories, such as net disposable household income.

- *No control over data quality.* The point has been made on several occasions that secondary analysis offers the opportunity for students and others to examine data of far higher quality than they could collect themselves. However, this point applies mainly to data sets such as the GHS, the BHPS (see Research in focus 3.10), the BCS (see Thinking deeply 7.1), the NCDS (see Research in focus 3.11), the Social Change and Economic Life Initiative (see Research in focus 7.1), and the BSA survey (see Research in focus 2.4). While the quality of data should never be taken for granted, in the case of such data sets it is reasonably assured, though that is not to say that they will necessarily meet all of a prospective secondary analyst's needs, since data may not have been collected on an aspect of a topic that would have been of considerable interest. With other data sets, somewhat more caution may be necessary in connection with data quality, although certain fundamental checks on quality are usually made by archives in which data are deposited.

- *Absence of key variables.* Because secondary analysis entails the analysis of data collected by others for their own purposes, it may be that one or more key variables may not be present. You may, for example, want to examine whether a relationship between two variables holds even when one or more *other* variables are taken into account. Such an analysis is known as **multivariate analysis**, an area that will be touched on in the next chapter. The inability to examine the significance or otherwise of a theoretically important variable can be frustrating and can arise when, for example, a theoretical approach that has emerged since the collection of the data suggests its importance. Obviously, when researchers collect primary data themselves, the prospect of this happening should be less pronounced.

Accessing the Data Archive

The UK Data Archive at the University of Essex is likely to be your main source of quantitative data for secondary analysis, although it may be that some of your lecturers will have data sets that they are prepared to put at your disposal. The best route for finding out about data held at the Archive is to examine its online catalogue. Access to this catalogue can be obtained by going to the UK Data Archive home page at:

www.data-archive.ac.uk (accessed 28 January 2011),

Plate 14.1

The Economic and Social Data Service Search Catalogue

The screenshot displays the Economic and Social Data Service (ESDS) search interface. At the top, there is a navigation bar with links for Home, A-Z index, Site map, Contact, Login, and Search. The main header reads 'Economic and Social Data Service' with the ESDS logo. Below this is a secondary navigation bar with tabs for 'About', 'Data', 'Support', 'Resources', 'Create and deposit', 'News', 'Events', and 'Which service?'. The central search area is titled 'Search' and includes a search input field containing 'nak'. To the right of the input field are radio buttons for search criteria: 'Any', 'All', and 'Exact'. Below the input field are dropdown menus for 'Title' and 'All Fields', and another set of radio buttons for 'Any', 'All', and 'Exact'. There are also options for 'AND Year (yyyy)', 'AND Service', and 'Sort by' (Relevance, Date). A 'Clear Search' button is located at the bottom left of the search area. On the left side, there is a sidebar with links for 'Finding data', 'Catalogue search', 'About catalogue', 'Glossary of terms', 'Variables search', 'Browse by subject', 'Major studies', 'Major depositions', 'New releases', 'HASSET thesaurus', and 'Other archives'. At the bottom left, there is a 'NEW USERS' section with a small image and links for 'How do I find data?', 'How do I register?', 'What data are available?', and 'More frequently asked questions...'. The top right corner has a search bar and a 'Search' button.

or by going directly to the Economic and Social Data Service (ESDS) catalogue search page at:

www.esds.ac.uk/Lucene/Search.aspx (accessed 28 January 2011).


















I asked for any studies with the keyword ‘risk’, a topic that was attracting a lot of attention at the time I was revising this chapter, in the title (see Plate 14.1). I clicked on the **Search** button. This resulted in nine studies being found (see Plate 14.2). This allows you to examine the documentation relating to any promising candidates for analysis and even to order the data set concerned. The

information provided typically gives a description of the study, along with a variety of particulars: sponsors; sampling details; method of data collection; main topics of the survey; and information about publications deriving from the study. It also informs you whether there are special conditions relating to access. With the one I specified, which was SN 5357—Public Risk Perceptions, Climate Change, and the Reframing of UK Energy Policy in Britain, 2005, I was told: ‘The depositor has specified that registration is required and standard conditions of use apply.’ Where there are special conditions, they normally involve signing an undertaking form. To order

Plate 14.2

Results of a search

Found 9 records Group by Series

SN 4707 	UEA-MORI Risk Survey, 2002 [ESDS Access and Preservation] This study investigated public attitudes towards science, risk and forms of governance. The centrepiece was a major quantita..... Study Description/Documentation Download/Order 
SN 2738 	Substance Abuse And Perceptions Of Risk : Young People's Attitudes To Personal Health, 1990 [ESDS Qualidata] Survey of attitudes towards, and use of, alcohol, tobacco and other drugs by 15-16 year olds in Leicestershire with specific Study Description/Documentation Download/Order 
SN 5214 	Divided We Stand: Bridging Differential Understanding Of Environmental Risk: GIS-P Maps, 2004 [ESDS Access and Preservation] The research project from which this dataset was produced was designed to help bridge the divide in understanding of the poss..... Study Description/Documentation Download/Order 
SN 5357 	Public Risk Perceptions, Climate Change And The Reframing Of UK Energy Policy In Britain, 2005 [ESDS Access and Preservation] The project consisted of undertaking a comprehensive empirical survey of public opinion towards future energy options for the..... Study Description/Documentation Download/Order 
SN 5481 	Confronting Unemployment: Families' Management Of Risk In A Flexible Labour Market, 1996-1999 [ESDS Qualidata] The data collected for this project comprise focus groups and in-depth interviews held separately with partners from both wag..... Study Description/Documentation See Access Information
SN 5564 	Eurobarometer 64.1: Mobility, Food Risk, Smoking, AIDS Prevention, And Medical Errors, September - October, 2005 [ESDS International Micro] The Eurobarometer (EB) survey series is a unique programme of cross-national and cross-temporal comparative social science re..... Study Description/Documentation Download/Order  Access via ZACAT
SN 5831 	Doing Youth Justice: Analysing Risk And Need Assessments In Youth Justice Practice, 2004-2005 [ESDS Qualidata] The past decade has seen a rapid expansion of the numbers of young people drawn into the criminal justice system and custody..... Study Description/Documentation Download/Order 
SN 6072 	Public Awareness Of Flood Risk: The Role Of The Environment Agency Flood Map, 2006-2007 [ESDS Access and Preservation] Public Awareness of Flood Risk: The Role of the Environment Agency Flood Map, 2006-2007 aims to investigate how official' in..... Study Description/Documentation Download/Order 
SN 6295 	Managing Food Chain Risks, 2006-2007 [RELU Data Support Service] This is a mixed method data collection. The study is part of the Rural Economy and Land Use(RELU) programme. RELU-RISK is 

the data, you need to have set up an account, which will have resulted in your being given a user name and password that will allow you to download data. You will need to find out if there is an administrative charge for receiving the data, but it is likely that, if you are a student at or a member of staff in a UK institution of higher education, there will be no charge or perhaps a nominal one. Online documentation is available towards the foot of the web page for the chosen study. This is not visible in see Plate 14.3, which also shows some of the information about the project that can be found on the ESDS web page, because you have to scroll further down the page presented in Plate 14.3. It should also be noted that Study SN 5357 is the source of the survey component of a mixed

methods study (Bickerstaff et al. 2008) referred to in Chapter 27.

Information about searching for qualitative data for the purpose of conducting a secondary analysis can be found in Chapter 24. Qualitative data can be searched for through ESDS Qualidata, which is also part of ESDS.

A useful starting point for many if not most of the most popular data sets that can be accessed through the ESDS can be found at:

www.esds.ac.uk/findingData/majorStudies.asp
(accessed 28 January 2011).

Table 14.1 lists several large data sets that are accessible to students and would repay further investigation in

Plate 14.3

Description and documentation for the chosen data

Abstract:

The project consisted of undertaking a comprehensive empirical survey of public opinion towards future energy options for the UK, with a particular emphasis on attitudes towards nuclear power when placed in the context of climate change.

The survey questionnaire consisted of 4 main sections. The first main section looked at climate change and nuclear power from a broad perspective, comparing these two with a range of other environmental and energy-related issues at different global/local scales. This section also examined attitudes towards various options for generating electricity. The second section specifically considered attitudes towards nuclear power. The third section examined attitudes towards climate change in more detail. Sections two and three contain a number of standardised questions that were aimed to measure general attitudes towards nuclear power and climate change, the perceived risks and benefits of the two issues, as well as questions on ambivalence, attitudinal certainty, and trust in risk regulation. In addition, the two sections contain a number of issue-specific questions. The fourth and final section of the questionnaire looked specifically at attitudes towards the reframing of nuclear power as a solution to climate change. This section contains questions that were designed to compare the risks of climate change with the risks of nuclear power, and attitudes towards different energy futures and options of electricity generation that might help to prevent climate change, using a split-sample technique.

Although there are a range of one-off or tracker surveys and risk perception studies available that have asked about energy generation, nuclear energy, and climate change separately, the value of the current instrument is that it generates a database which allows responses to be compared across all three sets of issues. In addition there is no comparable existing survey which asks, in a comprehensive way, about the reframing question.

Main Topics:

The main topics covered were: energy futures; nuclear power; climate change; environmental issues; risk perception.

Coverage:

Dates of Fieldwork: 01 October 2005-06 November 2005

Country: Great Britain

Spatial Units: Government Office Regions (GORs)

Observation Units: Individuals

Kind of Data: Numeric data

Universe Sampled:

Location of Units of Observation: National

Population: Members of the general public, aged 15 years and over in Great Britain during 2005

Methodology:

Time Dimensions: Cross-sectional (one-time) study

Sampling Procedures: Quota sample; Multi-stage stratified random sample

Number of Units: 1,491

Method of Data Collection: Face-to-face interview

Weighting: Data are weighted to age, sex, working status using 2001 census data (Variable= @WEIGHT0)

Language(s) of Written Materials:

Study Description: English

Study Documentation: English

Access:

Access Conditions: The depositor has specified that registration is required and standard conditions of use apply. The depositor may be informed about usage. See [terms and conditions](#) for further information.

Availability: ESDS Access and Preservation, UK Data Archive

Contact: Help desk: help@esds.ac.uk

Date of Release:

First Edition: 19 May 2006

Copyright:

Table 14.1

Large data sets suitable for secondary analysis

Title	Data set details	Topics covered
British Crime Survey (BCS)	Irregular survey of randomly selected sample of people questioned by structured interview. The 2001–2 BCS had a target sample of 36,000 individuals. Began in 1982 and since then carried out in 1984, 1988, and 1992. Biennially between 1992 and 2000 and annually from 2001.	Experience of and attitudes to crime; fear of crime; risk of crime.
British Household Panel Survey (BHPS)	A panel study that began in 1991 and is conducted annually by interview and questionnaire with a national representative sample of around 10,000 individuals in just over 5,000 households. The same individuals are interviewed each year. The BHPS is being replaced by the Understanding Society survey, which is based on a much larger panel of 40,000 households. See www.understandingsociety.org.uk (accessed 17 January 2011).	Household organization; labour market behaviour; income and wealth; housing; health; socio-economic values.
British Social Attitudes (BSA) Survey	More or less annual survey since 1983 of a representative sample aged 18 and over by interview and questionnaire. Each survey comprises an hour-long interview and a self-completion questionnaire.	Wide range of areas of social attitudes and behaviour. Some areas are core ones asked annually; others are asked irregularly.
Living Costs and Food Survey (LCFS)	The new name for the Expenditure and Food Survey, which began in April 2001 and which combined and replaced the FES and NFS. Data are based on households, which are asked to complete diaries of expenditure and income over a two-week period. In addition, face-to-face interviews are conducted by CAPI.	Areas formerly covered by FES and NFS.
Family Expenditure Survey (FES)	Annual interviews from 1957 with members of around 10,000 households who kept diary records of expenditure and income over two-week period. It was replaced by the Expenditure and Food Survey in 2001.	Family expenditure and income.
General Lifestyle Survey (GLF)	Formerly known as the General Household Survey (GHS), based on annual interviews since 1971 with members aged over 16 in over 8,000 randomly sampled households. No surveys were carried out in 1997–8, when the GHS was reviewed, and in 1999–2000, when it was revamped. Following this hiatus, the GHS has been resumed on an annual basis.	Standard issues such as education and health asked each year, plus additional items that vary annually. Huge variety of questions relating to social behaviour and attitudes.
Integrated Household Survey (IHS)	Also known as the Continuous Population Survey, this survey began in 2009. It comprises a set of core questions and modules from other continuous surveys carried out by the Office for National Statistics (ONS): Labour Force Survey, General Lifestyle Survey, Living Costs and Food Survey, English Housing Survey, and Life Opportunities Survey. For a short period, it also included the ONS Opinions Survey, but this module has now been dropped.	See: Labour Force Survey, General Lifestyle Survey, Living Costs and Food Survey, and ONS Opinions Survey.
Labour Force Survey (LFS)	Biennial interviews, 1973–83, and annual interviews, 1984–91, comprising a quarterly survey of around 15,000 addresses per quarter and an additional survey in March–May; since 1991 quarterly survey of around 60,000 addresses. Since 1998 core questions are also administered in member states of the European Union.	Hours worked; job search methods; training; personal details such as nationality and gender.
Millennium Cohort Study	Study of 19,000 babies and their families born between 1 September 2000 and 31 August 2001 in England and Wales, and between 22 November 2000 and 11 January 2002 in Scotland and Northern Ireland. Data were collected by interview with parents when babies were 9 months and around 3 years old. Since then, surveys have been conducted at ages 5 and 7 years old.	Continuity and change in each child's family and its parenting environment; assesses important aspects of the child's development.
National Child Development Study (NCDS)	Irregular but ongoing study of all 17,000 children born in Great Britain in the week of 3–9 March 1958. Since 1981 comprises interview and questionnaire. There have been six waves of data collection: 1965 (when members were aged 7 years), in 1969 (age 11), in 1974 (age 16), in 1981 (age 23), in 1991 (age 33), in 1999–2000 (age 41–2), in 2004 (age 46), and in 2008–9 (age 50–1).	Physical and mental health; family; parenting; occupation and income; housing and environment; etc.
National Food Survey (NFS)	First set up in 1940, this survey entailed interviews with a representative sample of households, and diary records for one week. In 1998 data were collected from both sources from 6,000 households. It was replaced by the Expenditure and Food Survey in 2001.	Nature of household; food shopping; meals.

Table 14.1

Continued

Title	Data set details	Topics covered
ONS Opinions Survey	Formerly, the ONS Omnibus Survey, a regular commercial survey by structured interview since 1990 of just under 2,000 people. Since 1990 it has been conducted eight times per year. It became the ONS Opinion Survey in 2008 when it was merged into the Integrated Household Survey (IHS).	Core questions each year about respondents, plus modules (asked on behalf of participating organizations) on topics that change annually concerning, e.g., food safety, eating behaviour, personal finance, sports participation.
Workplace Employment Relations Survey (WERS)	This survey has been carried out in 1980, 1984, 1990, 1998, and 2004. Workplaces of ten or more employees are sampled, and interviews carried out with managers, worker representatives, and employees. A new survey was conducted in 2011.	Pay determination; recruitment and training; equal opportunities; workplace change; work attitudes; management organization; employee representation; etc.

terms of their potential use in the context of research questions in which you might be interested. Further information about these data sets can be found via the ESDS or by using Google or any other search engine to look for them.

In discussing secondary analysis in this chapter, I have tended to emphasize large data sets like the BHPS. However, it is worth bearing in mind that the Data Archive holds data deriving from a wide range of studies. If you enter 'Research methods' as your search term when searching the catalogue, one of the studies that comes up is a content analysis of journal articles that

combine quantitative and qualitative research (SN 5077). This is a study that I conducted in 2003–4 and that forms the basis for much of Chapter 27. However, this is in no sense a large data set like the ones that have been the focus of attention for much of the previous discussion. It is also worth keeping a look-out for interesting good-quality studies that may not be archived. As mentioned in Chapter 13, the data from the Workplace Ethnography Project (Research in focus 13.4) can be easily downloaded and could form the basis of a very interesting secondary analysis project for someone with interests in areas like the sociology of work.



Official statistics

The use and analysis of official statistics for purposes of social research has been a very controversial area for many years. Agencies of the state, in the course of their business, are required to keep a running record of their areas of activity. When these records are aggregated, they form the official statistics in an area of activity. Thus, in Great Britain, the police compile data that form the crime rate (also known as 'notifiable crimes recorded by the police') and the Employment Service collects data that form the basis for the level of unemployment (also known as the 'claimant count'). These are just two, as it happens high-profile, sets of statistics that can be subsumed under the general category of 'official statistics'. Such statistics are frequently the cause of headlines in the mass media—for example, if there has been a sharp

increase in the level of recorded crime or unemployment. But they would also seem to offer considerable potential for social researchers.

We could imagine such official statistics offering the social researcher certain advantages over some other forms of quantitative data, such as data based on surveys.

- The data have already been collected. Therefore, as with other kinds of secondary analysis of data (see above), considerable time and expense may be saved. Also, the data may not be based on samples, so that a complete picture can be obtained.
- Since the people who are the source of the data are not being asked questions that are part of a research project, the problem of reactivity will be much less

pronounced than when data are collected by interview or questionnaire.

- There is the prospect of analysing the data both cross-sectionally and longitudinally. When analysing the data cross-sectionally, we could examine crime rates (and indeed the incidence of specific crimes) in terms of such standard variables as social class, income, ethnicity, age, gender, and region. Such analyses allow us to search for the factors that are associated with crime or unemployment. Also, we can analyse the data over time. Precisely because the data are compiled over many years, it is possible to chart trends over time and perhaps to relate these to wider social changes.
- There is the prospect as well of cross-cultural analysis, since the official statistics from different nation states can be compared for a specific area of activity. After

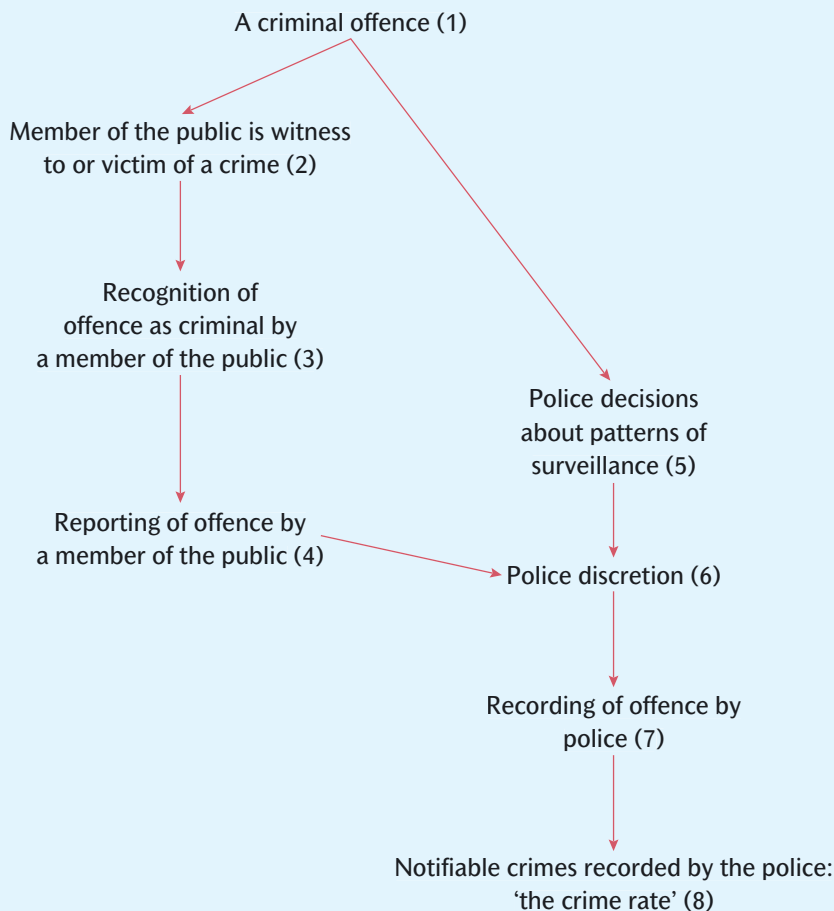
all, a sociological classic of the stature of Durkheim's *Suicide* (Durkheim 1952) was the result of a comparative analysis of official statistics on suicide in several countries.

However, readers who recall Thinking deeply 7.1 will already be on their guard. The official statistics concerned with an area of social life like crime can be very misleading, because they record only those individuals who are processed by the agencies that have the responsibility for compiling the statistics. Crime and other forms of deviance have been a particular focus of attention and concern among critics of the use of official statistics. Figure 14.1 illustrates, in connection with crime and the crime rate, the kinds of factor that can lead to concern.

If we take a criminal offence as the starting point (step 1), we can consider the factors that might or might

Figure 14.1

The social construction of crime statistics: eight steps



not result in its becoming part of the crime rate. An offence might become a candidate for inclusion in the crime rate as a result of either of two events (it might be that others can be envisaged but these two represent major possibilities). First, the crime may be seen by a member of the public or a member of the public may be a victim of a crime (step 2). However, a crime has to be recognized as such before it will be reported to the police (step 3). Even if it is recognized as a criminal offence, the member of the public (even if he or she is a victim) may choose not to bring the crime to the notice of the police. This means that, if a criminal act goes unnoticed, or is noticed but not recognized as criminal, or is noticed and recognized as criminal but not reported to the police, it will not enter the official statistics. Step 4 is the reporting of the crime to the police. Even then the crime may not be entered into the crime statistics, because the police have considerable discretion about whether to proceed with a conviction and may choose to let the person off with a warning (step 6). They may be influenced by such factors as the severity of the crime, the perpetrator's previous record, the perpetrator's demeanour or suggestions of contrition, or their volume of work at the time.

Alternatively, a crime may be observed by the police as a result of their patterns of surveillance, which is a product of decisions about how best to deploy police officers (step 5). Once again, the crime may not become part of the crime rate because of the operation of police discretion. Thereafter, once the police exercise discretion in such a way as to lead them to seek a prosecution (step 6), the offence is recorded (step 7) and it becomes a 'notifiable crime recorded by the police' and as such part of the crime rate (step 8).

What are the implications of this process for the crime rate and for criminal statistics generally? For one thing, it means that a substantial amount of crime undoubtedly goes unrecorded as a result of: not coming to the attention of members of the public; not being recognized as criminal; not being reported; decisions regarding police surveillance that may result in some crimes being given lower priority; and the operation of police discretion. This undercurrent of unrecorded crime is frequently referred to as 'the dark figure' (Coleman and Moynihan 1996). Nor can crime be regarded as alone in this connection. Suicide statistics almost certainly fail to record many potential cases for inclusion and may even include a small number that are not in fact suicides (as a result of problems of deciding whether the 'victim' was involved in an accident or intended to commit suicide). It is extremely difficult to determine whether someone is the victim of suicide when there is no suicide note. Moreover, those responsible for concluding whether a death is a

suicide or not may come under considerable pressure not to record it as such, possibly because of feelings of potential stigma or because of religious taboos concerning suicide. To push the point even further, the deficiencies of official statistics do not relate just to areas of deviant behaviour such as crime and suicide. For example, the 'claimant count', which is used to gain a picture each month of the level of unemployment, may misrepresent the 'real' level of unemployment: people who are unemployed but who do not claim benefits or whose claim is disallowed will not be counted in the statistics, while those who form part of the claimant count but who work in part of what is known as the 'black' or 'informal' economy (and who therefore are not really unemployed) *will* be included in the unemployment statistics.

Increasingly, official statistics and summaries of them are available via the Internet. The Office for National Statistics is a good springboard for access to a wide variety of official statistics and can be accessed at:

www.statistics.gov.uk/default.asp (accessed 28 January 2011).

Reliability and validity

Issues of reliability and validity seem to loom large in these considerations. Reliability seems to be jeopardized because definitions and policies regarding the phenomena to be counted vary over time. For example, the UK Government Home Office or police service policies may mean that more resources are to be put into surveillance of a certain area of crime, such as drugs or drink-driving. Moreover, as part of a crackdown, it may be that police officers are less likely to operate their discretion in such a way as to result in perpetrators being let off with a warning. The problem for the reliability of the crime statistics is that variations over time in levels of a particular crime may be due not to variations in the level of transgression but to variations in the propensity to expend resources on surveillance and to proceed with prosecution. Also, there may be changes over time in the definitions of crime or in the propensity of victims to proceed with a complaint. Such changes will clearly affect the degree to which fluctuations in the rate of occurrence of certain crimes reflect 'real' fluctuations in the incidence of those crimes or other factors (that is, variations over time in surveillance, operation of discretion, definition, propensity to report, and other factors). A further factor that can impair the reliability of crime statistics is 'fiddling' by police officers (see Thinking deeply 7.1 and 14.1). To the extent that such factors operate, the reliability of the crime data will be adversely affected, and, as a result, validity will be similarly impaired.



Thinking deeply 14.1

Fiddling the crime figures

An article in *The Times* (Leake 1998) reported that there was growing evidence that senior police officers frequently massage the crime statistics for their forces. The author argued that many officers deliberately 'lose' crimes in order to make their detection rates look better. As a result, crime rates are often lower than they should be. The article cites the following methods of suppressing crimes:

- classifying multiple burglaries—for example, in a block of flats in one day—as a single incident;
- cataloguing multiple credit card or cheque card frauds as a single offence;
- excluding common assaults, when people are not seriously injured, from the figures for violent crime;
- excluding drug offences where people admit to offending but are only cautioned.

These methods of reducing the crime rate will adversely affect reliability, because it is not possible to compare the figures over different time periods because of variations over time in the propensity to massage the data. Validity will be similarly affected, in part because measurement validity presupposes reliability (see Chapter 7) and also because the figures cannot be regarded as providing a picture of the true level of crime.

Also, the problems with official statistics extend to the examination of the variables with which the crime rate is associated. For example, it might be assumed that, if an examination of regional differences demonstrates that the crime rate varies by the chief ethnic or social class composition of an area, this implies that ethnic status and social class are themselves related to crime. There are two problems with drawing such an inference. First, there is an analytic difficulty known as the **ecological fallacy** (see Key concept 14.2). Second, even if we could ignore the problem of the ecological fallacy (which we cannot, of course), we would still be faced with an issue that is related to the matter of validity. Variations between ethnic groups or social classes may be a product of factors other than variations between ethnic groups and social classes in their propensity to commit crimes. Instead, the variations may be due to such factors as:

variations in the likelihood of members of the public reporting a crime when the perpetrator is of one ethnic group or class rather than others; variations in the surveillance activities of the police so that areas with a high concentration of members of one ethnic group or class rather than others are more likely to be the focus of activity; variations between ethnic groups or social classes in the propensity of police officers to exercise discretion; and problems for the police of learning about and investigating certain crimes that are themselves related to ethnicity or class (for example, white-collar crime). Similarly, as Douglas (1967) observes in connection with suicide statistics, it is quite likely that variations between ethnic and religious groups in suicide rates may be a product at least in part of variations in the predilection of the families of suicide victims to put pressure on official figures like coroners not to treat a death as a suicide.



Key concept 14.2

What is the ecological fallacy?

The ecological fallacy is the error of assuming that inferences about individuals can be made from findings relating to aggregate data. Coleman and Moynihan (1996) provide the example of the relationship between ethnicity and crime. They observe that findings showing a higher incidence of crime in regions with high concentrations of ethnic minorities have been used to imply that members of such minority groups are more likely to commit crimes. However, research on this issue in the 1960s suggested that in fact members of ethnic minority groups were less likely to offend. The fallacy can arise for several reasons—for example, it may not be the members of the minority groups who are responsible for the high levels of offending.

Condemning and resurrecting official statistics

In the 1960s, in particular, there was a torrent of criticism of various kinds of official statistics, especially those connected with crime and deviance. The various criticisms previously outlined were very much to the fore. In fact, so entrenched was the belief in many quarters that official statistics were of dubious value to social researchers that the view took root that they were virtually worthless. Instead, it was recommended that social researchers should turn their attention to the investigation of the organizational processes that produce the various deficiencies identified by the various writers. In the words of the writers of one influential article, rates of crime and other forms of deviance 'can be viewed as indices of organizational processes rather than as indices of certain forms of behavior' (Kitsuse and Cicourel 1963: 137). The effect of this view was to consign official statistics to the sidelines of social research so that they became an object of research interest rather than a potential source of data, although research based on official statistics continued in certain quarters. It would also be wrong to think that the critique formulated by writers such as Kitsuse and Cicourel (1963) and Douglas (1967) was the sole reason for the neglect of official statistics during this period. The fact that official statistics, because they are a sideline for many state agencies, are invariably not tailored to the needs of social researchers can be considered a further limitation. In other words, it may be that the definitions of apparently similar or identical terms (such as unemployment or socio-economic class) employed by those responsible for compiling official statistics may not be commensurate with the definitions employed by social researchers.

An important article by Bulmer (1980) questioned the relative neglect of official statistics by British sociologists in particular and represented a turning point in the views of many researchers towards this source of data (Levitas and Guy 1996). For one thing, Bulmer argued that the critique of official statistics had largely revolved around the elaboration of criticisms surrounding statistics relating to crime and deviance. He observes that these are subject to special well-known problems and it would be wrong to generalize these problems to the full range of official statistics. Many official statistics may be flawed in certain respects, but the flaws are not necessarily as pronounced as those to do with crime and deviance. Moreover, the flaws in many of the official statistics not concerned with crime and deviance are probably no worse than the errors that occur in much measurement deriving from methods like surveys based on

questionnaires and structured interviews. Indeed, some forms of official statistics are probably very accurate by almost any set of criteria, such as statistics relating to births, marriages, and deaths.

Bulmer also argues that, so far as some of the key variables in social research are concerned, the distance between the definitions employed by the compilers of official statistics and those employed by social researchers is not as great as is sometimes supposed. However, he notes that the case of social class is somewhat different. The development of the Registrar General's classification of social class groupings seems to have taken little notice of the schemes devised by sociologists, such as the influential Hall-Jones and Hope-Goldthorpe approaches. However, Bulmer notes that the Registrar General's classification nonetheless helpfully brings out clear divergences of socio-economic position between the groupings it comprises and is frequently employed by social researchers to make precisely this point. Bulmer points to the fact that data deriving from official statistics that show pronounced social class differences in mortality are extremely important and of considerable significance to medical and other sociologists. The data are not without problems and detractors, but there is a considerable willingness to use the statistics. The same applies to Inland Revenue data based on estate duties that have been employed to examine wealth distribution.

A further criticism of the rejection of various forms of official statistics is that it seems to imply that quantitative data compiled by social researchers are somehow error free or at least superior. However, as we have seen in previous chapters, while social researchers do their best to reduce the amount of error in their measurement of key concepts (such as through the standardization of the asking of questions and the recording of answers in survey research), it is not the case that the various measures that are derived are free of error. All social measurement is prone to error; what is crucial is taking steps to keep that error to a minimum. Therefore, to reject official statistics because they contain errors is misleading if in fact all measurement in social research contains errors. The problem here is that some official statistics are particularly prone to error, such as those relating to crime and deviance.

However, even here some caution is necessary. While data deriving from the British Crime Survey (BCS) may be employed to show that only a proportion of all crimes are notified to the police (see Thinking deeply 7.1), it would be wrong to conclude that the survey is an error-free yardstick. Coleman and Moynihan (1996) point to several measurement errors that are likely to afflict the BCS. For example, there is evidence to suggest that the

BCS results in an overestimation of serious incidents through a process known as ‘forward telescoping’. This means that serious incidents that are outside the recall period of twelve months (the period about which respondents are questioned) are erroneously considered to have occurred during that period. In other words, people have a tendency to believe that serious crimes of which they have been victims, but that occurred more than twelve months previously, actually occurred during the recall period. Coleman and Moynihan (1996) also point to errors arising from factors such as concealment in the course of interviewing. For example, there is some evidence to suggest that women are more likely to report sexual offences and domestic violence to the police (step 4 in Figure 14.1) than to a survey interviewer. In other words, dismissing official statistics on crime on the basis of survey evidence of the kind generated by the BCS is not without problems because it is not free of error itself.

It is clear that, following Bulmer’s (1980) statement of the issue, the wholesale rejection of official statistics by many social researchers has been tempered. While there is widespread recognition and acknowledgement that problems remain with certain forms of official statistics (in particular those relating to crime and deviance), each set of statistics has to be evaluated for the purposes of social research on its own merits.

Official statistics as a form of unobtrusive method

One of the most compelling and frequently cited cases for the continued use of official statistics is that they can be considered a form of unobtrusive measure, although

nowadays many writers prefer to use the term **unobtrusive method** (Lee 2000). This term is derived from the notion of ‘unobtrusive measure’ coined by Webb et al. (1966). In a highly influential book, Webb et al. argued that social researchers are excessively reliant on measures of social phenomena deriving from methods of data collection that are prone to *reactivity* (see Research in focus 3.3 and Key concept 12.4, where this idea is introduced). This means that, whenever people know that they are participating in a study (which is invariably the case with methods of data collection such as structured interviewing, self-administered questionnaire, and structured observation), a component of their replies or behaviour is likely to be influenced by their knowledge that they are being investigated. In other words, their answers to questions or the behaviour they exhibit may be untypical.

Official statistics fit fairly squarely in the second of the four types of unobtrusive measures outlined in Key concept 14.3. As noted in the box, this second grouping covers a very wide range of sources of data, which includes statistics generated by organizations that are not agencies of the state. This is a useful reminder that potentially interesting statistical data are frequently compiled by a wide range of organizations. An interesting use of such data is described in Research in focus 14.3. However, social researchers do not make a great deal of use of such data, and it is not irrelevant that the author referred to in the research presented in Research in focus 14.3 is an economist. There may be greater potential for searching out and mining statistical data produced by organizations that are relatively independent of the state.



Key concept 14.3

What are unobtrusive methods?

An unobtrusive measure is ‘any method of observation that directly removes the observer from the set of interactions or events being studied’ (Denzin 1970). Webb et al. (1966) distinguished four main types.

1. *Physical traces*. These are the ‘signs left behind by a group’ and include such things as graffiti and trash.
2. *Archive materials*. This category includes statistics collected by governmental and non-governmental organizations, diaries, the mass media, and historical records.
3. *Simple observation*. This refers to ‘situations in which the observer has no control over the behavior or sign in question, and plays an unobserved, passive, and nonintrusive role in the research situation’ (Webb et al. 1966: 112).
4. *Contrived observation*. This is the same as simple observation, but the observer either actively varies the setting in some way (but without jeopardizing the unobtrusive quality of the observation) or employs hidden hardware to record observations, such as video cameras.

Official statistics would be subsumed under Category 2, as would content analysis of media content of the kind described in Chapter 13. However, a content analysis like that described in Research in focus 13.4 would not be considered an example of an unobtrusive measure, because the material being content analysed (workplace ethnographies) derives from studies in which the data were generated in an obtrusive fashion. Structured observation of the kind covered in Chapter 12 will typically not fall into Categories 3 and 4, because the observer is usually known to those being observed. The study by Rosenhan (1973) described in Research in focus 12.5 is an illustration of contrived observation, because the pseudo-patients were not known to be researchers and they actively varied the situation by their own behaviour. The Daniel (1968) study described in Table 12.1 is also an example of contrived observation, because the ‘actors’ were not known to be researchers and by applying for rented accommodation they were actively varying the situation.

It is important to realize that Webb et al. (1966) were not intending that unobtrusive methods should supplant conventional methods. Instead, they argued that the problem they were identifying was the almost exclusive reliance upon methods that were likely to be affected by reactivity. Webb et al. argued for greater **triangulation** (see Key concept 17.4) in social research, whereby conventional (reactive) and unobtrusive (non-reactive) methods would be employed in conjunction. For example, they wrote that they were providing an inventory of unobtrusive methods, ‘because they demonstrate ways in which the investigator may shore up reactive infirmities of the interview and questionnaire’ (Webb et al. 1966: 174). In more recent years, many writers have preferred the term ‘unobtrusive method’ to ‘unobtrusive measure’ (e.g. Lee 2000), perhaps because the latter term is too suggestive of a quantitative research approach alone.

It is worth noting that unobtrusive methods encapsulate at least two kinds of ways of thinking about the process of capturing data. First, many so-called unobtrusive methods are in fact *sources* of data, such as graffiti, diaries, media articles, and official statistics. Such sources require analysis in order to be rendered interesting to a social scientific audience. Second, while documents of various kinds warrant being called ‘unobtrusive’ sources of data, in the sense that they have not been produced at the behest of a researcher (and are therefore not *reactive*), that should not be taken to mean that they are unproblematic. They are invariably produced for a purpose (albeit not specifically for research purposes) with an end in mind. Third, it includes *methods* of data collection, such as simple and contrived observation. While the data generated by such methods of data collection also require analysis, the data have to be produced by the methods. The data are not simply out there awaiting analysis in the way in which diaries or newspaper articles are (although, of course, a great deal of detective work is often necessary to unearth such sources). This means that neither of the terms ‘unobtrusive methods’ or ‘unobtrusive measures’ captures the variety of forms terribly well.

Lee (2000) has developed a classification of unobtrusive methods that differs slightly from that of Webb et al. (1966). He distinguishes the following kinds of data.

1. *Found data*. This category corresponds more or less exactly to *physical traces*.
2. *Captured data*. This category comprises both *simple observation* and *contrived observation*.
3. *Retrieved data: running records*. Records concerned with births, marriages, and deaths are prominent cases of this kind of record, whereby records can be examined over quite long periods so that changes can be explored. He also includes in this category personal advertisements like marriage announcements and dating advertisements (see Research in focus 13.2 for an example of research using the latter), as are job advertisements.
4. *Retrieved data: personal and episodic records*. With this category, Lee has in mind three kinds of data: **personal documents** (letters, diaries, memoirs), visual images in the mass media (for example, newspaper photographs and picture postcards), and ‘documents produced through “institutional discovery” procedures’ (Lee 2000: 87) (for example, reports of inquiries into the factors that led to a disaster).
5. Lee also distinguishes *records produced through the Internet*, especially the various forms of computer-mediated communication, such as email and various kinds of message boards and chat rooms. In the years since Lee wrote, blogs (web logs) might be added to this list.

Many of these different kinds of data are encountered elsewhere in this book—for example, personal documents in Chapter 23 and computer-mediated communications in Chapters 23 and 28. Each of the different types that Webb et al. and Lee distinguish poses distinctive questions in terms of issues like the reliability of the evidence and the ethical issues involved.



Research in focus 14.3

Using unofficial statistics? The case of New York taxi cab drivers

Following his informal observation on the behaviour of New York taxi drivers (cabbies), Camerer (1997) was interested in testing two different theories about the relationship between the number of hours a cabby works and average hourly earnings. One theory—the law of supply—predicted that cabbies would want to work more when their average hourly earnings would be high (for example, during bad weather or on working days when more business people are around) rather than when they are low. The second theory—daily income targeting—suggests that cabbies set themselves an income target for the day and once that target is attained they stop work for the day. On good days (when hourly wages are higher) this theory simply means they will stop earlier. Camerer obtained taximeter readings from the New York Taxi and Limousine Commission. The data allowed 3,000 observations of cabbies' behaviour for 1988, 1990, and 1994. Tips are not recorded, so a guess had to be made about likely levels in this area. The data provided unequivocal support for the daily income targeting theory. However, further analysis revealed a difference between newer and more experienced drivers: the former behaved very much in line with income targeting theory; the more experienced drivers were much more varied and their overall levels of behaviour were closer to the law of supply theory, though not entirely in conformity with it. Overall, if cabbies obeyed the law of supply, their mean incomes would rise by around 15 per cent.



Key points

- Secondary analysis of existing data offers the prospect of being able to explore research questions of interest to you without having to go through the process of collecting the data yourself.
- Very often, secondary analysis offers the opportunity of being able to employ high-quality data sets that are based on large reasonably representative samples.
- Secondary analysis presents few disadvantages.
- The analysis of official statistics may be thought of as a special form of secondary analysis but one that is more controversial because of the unease about the reliability and validity of certain types of official data, especially those relating to crime and deviance.
- The problems associated with official data relating to crime and deviance should not be generalized to all official statistics. Many forms of official statistics are much less prone to the kinds of errors that are detectable in relation to crime and deviance data, but there remains the possible problem of divergences of definition between compilers of such data and social researchers.
- Official statistics represent a form of unobtrusive method and enjoy certain advantages (especially lack of reactivity) because of that.



Questions for review

- What is secondary analysis?

Other researchers' data

- Outline the main advantages and limitations of secondary analysis of other researchers' data.

- Examine recent issues of one of the British sociology journals, like *Sociology*. Locate an article that uses secondary analysis. How well do the advantages and limitations you outlined fit this article?
- Does the possibility of conducting a secondary analysis apply only to quantitative data produced by other researchers?

Official statistics

- Why have many social researchers been sceptical about the use of official statistics for research purposes?
- How justified is their scepticism?
- What reliability and validity issues do official statistics pose?
- What are unobtrusive methods or measures? What is the chief advantage of such methods?



Online Resource Centre

www.oxfordtextbooks.co.uk/orc/brymansrm4e/

Visit the Online Resource Centre that accompanies this book to enrich your understanding of secondary analysis and official statistics. Consult web links, test yourself using multiple choice questions, and gain further guidance and inspiration from the Student Researcher's Toolkit.

15

Quantitative data analysis

Chapter outline

Introduction	330
A small research project	331
Missing data	333
Types of variable	335
Univariate analysis	337
Frequency tables	337
Diagrams	337
Measures of central tendency	338
Measures of dispersion	339
Bivariate analysis	339
Relationships not causality	341
Contingency tables	341
Pearson's r	341
Spearman's rho	344
Phi and Cramér's V	344
Comparing means and eta	344
Multivariate analysis	345
Could the relationship be spurious?	345
Could there be an intervening variable?	345
Could a third variable moderate the relationship?	346
Statistical significance	347
The chi-square test	348
Correlation and statistical significance	349
Comparing means and statistical significance	350
Checklist	350
Key points	351
Questions for review	351



Chapter guide

In this chapter, some of the basic but nonetheless most frequently used methods for analysing quantitative data analysis will be presented. In order to illustrate the use of the methods of data analysis, a small imaginary set of data based on attendance at a gym is used. It is the kind of small research project that would be feasible for most students doing undergraduate research projects for a dissertation or similar exercise. The chapter explores:

- the importance of *not* leaving considerations of how you will analyse your quantitative data until after you have collected all your data; you should be aware of the ways in which you would like to analyse your data from the earliest stage of your research;
- the distinctions between the different kinds of variable that can be generated in quantitative research; knowing how to distinguish types of variables is crucial so that you appreciate which methods of analysis can be applied when you examine variables and relationships between them;
- methods for analysing a single variable at a time (*univariate analysis*);
- methods for analysing relationships between variables (*bivariate analysis*);
- the analysis of relationships between three variables (*multivariate analysis*).

Introduction

In this chapter, some very basic techniques for analysing quantitative data will be examined. In the next chapter, the ways in which these techniques can be implemented using sophisticated computer software will be introduced. As explained in Chapter 16, this software has been known for years as SPSS, but the version described in the chapter is referred to as PASW Statistics 18. However, I will continue to refer to the software as SPSS, since the name SPSS is to be restored for the next release, when it will be referred to as IBM SPSS. The formulae that underpin the techniques to be discussed will not be presented, since the necessary calculations can easily be carried out by using SPSS. Two chapters cannot do justice to these topics and readers are advised to move as soon as possible on to books that provide more detailed and advanced treatments (e.g. Bryman and Cramer 2011).

Before beginning this exposition of techniques, I would like to give you advance warning of one of the biggest mistakes that people make about quantitative data analysis:

I don't have to concern myself with how I'm going to analyse my survey data until after I've collected my data. I'll leave thinking about it till then, because it doesn't impinge on how I collect my data.

This is a common error that arises because quantitative data analysis looks like a distinct phase that occurs after the data have been collected (see, for example,

Figure 7.1, in which the analysis of quantitative data is depicted as a late step—number 9—in quantitative research). Quantitative data analysis is indeed something that occurs typically at a late stage in the overall process and is also a distinct stage.

However, that does not mean that you should not be considering how you will analyse your data until then. In fact, you should be fully aware of what techniques you will apply at a fairly early stage—for example, when you are designing your questionnaire, observation schedule, coding frame, or whatever. The two main reasons for this are as follows.

1. You cannot apply just any technique to any variable. Techniques have to be appropriately matched to the types of variables that you have created through your research. This means that you must be fully conversant with the ways in which different types of variable are classified.
2. The size and nature of your sample are likely to impose limitations on the kinds of techniques you can use (see the section on 'Kind of analysis' in Chapter 8).

In other words, you need to be aware that decisions that you make at quite an early stage in the research process, such as the kinds of data you collect and the size of your sample, will have implications for the sorts of analysis that you will be able to conduct.



A small research project

The discussion of quantitative data analysis will be based upon an imaginary piece of research carried out by an undergraduate social science student for a dissertation. The student in question is interested in the role of the sport and leisure industry and in particular, because of her own enthusiasm for leisure clubs and gyms, with the ways in which such venues are used and people's reasons for joining them. She has read an article that suggests that participant involvement in adult fitness programmes is associated with their attitudinal loyalty, comprising investment of time and money, social pressure from significant others, and internalization or commitment to the fitness regime (Park 1996). She intends to use this theory as a framework for her findings. The student is also interested in issues relating to gender and body image and she suspects that men and women will differ in their reasons for going to a gym and the kinds of activities in which they engage in the gym. Her final issue of interest relates to the importance of age in determining gym involvement. In particular, she has discovered that previous research has shown that older people tend to show higher levels of attitudinal loyalty to recreational activities more generally and she wants to find out if this finding also applies to involvement in leisure clubs and gyms.

She secures the agreement of a gym close to her home to contact a sample of its members by post. The gym has

1,200 members and she decides to take a simple random sample of 10 per cent of the membership (that is, 120 members). She sends out postal questionnaires to members of the sample with a covering letter testifying to the gym's support of her research. One thing she wants to know is how much time people spend on each of the three main classes of activity in the gym: cardiovascular equipment, weights equipment, and exercises. She defines each of these carefully in the covering letter and asks members of the sample to keep a note of how long they spend on each of the three activities on their next visit. They are then requested to return the questionnaires to her in a prepaid reply envelope. She ends up with a sample of ninety questionnaires—a response rate of 75 per cent.

Part of the questionnaire is presented in Tips and skills 'A completed and processed questionnaire' and has been completed by a respondent and coded by the student. The entire questionnaire runs to four pages, but only twelve of the questions are provided here. Many of the questions (1, 3, 4, 5, 6, 7, 8, and 9) are pre-coded, and the student simply has to circle the code to the far right of the question under the column 'code'. With the remainder of the questions, specific figures are requested, and she simply transfers the relevant figure to the code column.



Tips and skills

A completed and processed questionnaire

Questionnaire	Code
<p>1. Are you male or female (please tick)?</p> <p>Male <input checked="" type="checkbox"/> Female <input type="checkbox"/></p>	① 2
<p>2. How old are you?</p> <p><u>21</u> years</p>	21
<p>3. Which of the following best describes your <i>main</i> reason for going to the gym? (please tick <i>one</i> only)</p> <p>Relaxation <input type="checkbox"/></p> <p>Maintain or improve fitness <input checked="" type="checkbox"/></p> <p>Lose weight <input type="checkbox"/></p> <p>Meet others <input type="checkbox"/></p> <p>Build strength <input type="checkbox"/></p> <p>Other (please specify) <input type="checkbox"/></p>	1 ② 3 4 5 6

4. When you go to the gym, how often do you use the cardiovascular equipment (jogger, step machine, bike, rower)? (please tick)

Always	<input checked="" type="checkbox"/>	①
Usually	<input type="checkbox"/>	2
Rarely	<input type="checkbox"/>	3
Never	<input type="checkbox"/>	4

5. When you go to the gym, how often do you use the weights machines (including free weights)? (please tick)

Always	<input checked="" type="checkbox"/>	①
Usually	<input type="checkbox"/>	2
Rarely	<input type="checkbox"/>	3
Never	<input type="checkbox"/>	4

6. How frequently do you usually go to the gym? (please tick)

Every day	<input type="checkbox"/>	1
4–6 days a week	<input type="checkbox"/>	2
2 or 3 days a week	<input checked="" type="checkbox"/>	③
Once a week	<input type="checkbox"/>	4
2 or 3 times a month	<input type="checkbox"/>	5
Once a month	<input type="checkbox"/>	6
Less than once a month	<input type="checkbox"/>	7

7. Are you usually accompanied when you go to the gym or do you usually go on your own? (please tick *one* only)

On my own	<input checked="" type="checkbox"/>	①
With a friend	<input type="checkbox"/>	2
With a partner/spouse	<input type="checkbox"/>	3

8. Do you have sources of regular exercise other than the gym?

Yes No 1 ②

*If you have answered **No** to this question, please proceed to question 10*

9. If you have replied **Yes** to question 8, please indicate the *main* source of regular exercise in the last six months from this list. (please tick *one* only)

Sport	<input type="checkbox"/>	1
Cycling on the road	<input type="checkbox"/>	2
Jogging	<input type="checkbox"/>	3
Long walks	<input type="checkbox"/>	4
Other (please specify)	<input type="checkbox"/>	5

10. During your last visit to the gym, how many minutes did you spend on the cardiovascular equipment (jogger, step machine, bike, rower)?

33 minutes 33

11. During your last visit to the gym, how many minutes did you spend on the weights machines (including free weights)?

17 minutes 17

12. During your last visit to the gym, how many minutes did you spend on other activities (e.g. stretching exercises)?

5 minutes 5

Missing data

The data for all ninety respondents are presented in Tips and skills ‘Gym survey data’. Each of the twelve questions is known for the time being as a variable number (var00001, etc.). The variable number is a default number that is imposed by SPSS, the statistical package that is described in the next chapter. Each variable number corresponds to the question number in Tips and skills ‘A completed and processed questionnaire’ (i.e. var00001 is question 1, var00002 is question 2, etc.). An important issue arises in the management of data as to how to handle ‘missing data’. Missing data arise when respondents fail to reply to a question—either by accident or because they do not want to answer the question. Thus, respondent 24 has failed to answer question 2, which is concerned with age. This has been coded as a zero (0) and it will be important to ensure that the computer software is notified of this fact, since it needs to be taken into

account during the analysis. Also, question 9 has a large number of zeros, because many people did not answer it, because they have been filtered out by the previous question (that is, they do not have other sources of regular exercise). These have also been coded as zero to denote missing data, though strictly speaking their failure to reply is more indicative of the question not being applicable to them. Note also, that there are zeros for var00010, var00011, and var00012. However, these do *not* denote missing data but that the respondent spends zero minutes on the activity in question. Everyone has answered questions 10, 11, and 12, so there are in fact no missing data for these variables. If there had been missing data, it would be necessary to code missing data with a number that could not also be a true figure. For example, nobody has spent 99 minutes on these activities, so this might be an appropriate number, as it is easy to remember and could not be read by the computer as anything other than missing data.



Tips and skills Gym survey data

	var00001	var00002	var00003	var00004	var00005	var00006	var00007	var00008	var00009	var00010	var00011	var00012
1	21	2	1	1	3	1	2	0	33	17	5	
2	44	1	3	1	4	3	1	2	10	23	10	
2	19	3	1	2	2	1	1	1	27	18	12	
2	27	3	2	1	2	1	2	0	30	17	3	
1	57	2	1	3	2	3	1	4	22	0	15	
2	27	3	1	1	3	1	1	3	34	17	0	
1	39	5	2	1	5	1	1	5	17	48	10	
2	36	3	1	2	2	2	1	1	25	18	7	
1	37	2	1	1	3	1	2	0	34	15	0	
2	51	2	2	2	4	3	2	0	16	18	11	
1	24	5	2	1	3	1	1	1	0	42	16	
2	29	2	1	2	3	1	2	0	34	22	12	
1	20	5	1	1	2	1	2	0	22	31	7	
2	22	2	1	3	4	2	1	3	37	14	12	
2	46	3	1	1	5	2	2	0	26	9	4	
2	41	3	1	2	2	3	1	4	22	7	10	
1	25	5	1	1	3	1	1	1	21	29	4	
2	46	3	1	2	4	2	1	4	18	8	11	
1	30	3	1	1	5	1	2	0	23	9	6	
1	25	5	2	1	3	1	1	1	23	19	0	
2	24	2	1	1	3	2	1	2	20	7	6	
2	39	1	2	3	5	1	2	0	17	0	9	
1	44	3	1	1	3	2	1	2	22	8	5	
1	0	1	2	2	4	2	1	4	15	10	4	
2	18	3	1	2	3	1	2	1	18	7	10	
1	41	3	1	1	3	1	2	0	34	10	4	
2	38	2	1	2	5	3	1	2	24	14	10	
1	25	2	1	1	2	1	2	0	48	22	7	
1	41	5	2	1	3	1	1	2	17	27	0	

	var00001	var00002	var00003	var00004	var00005	var00006	var00007	var00008	var00009	var00010	var00011	var00012
2	30	3	1	1	2	2	2	0	32	13	10	
2	29	3	1	3	2	1	2	0	31	0	7	
2	42	1	2	2	4	2	1	4	17	14	6	
1	31	2	1	1	2	1	2	0	49	21	2	
2	25	3	1	1	2	3	2	0	30	17	15	
1	46	3	1	1	3	1	1	3	32	10	5	
1	24	5	2	1	4	1	1	2	0	36	11	
2	34	3	1	1	3	2	1	4	27	14	12	
2	50	2	1	2	2	3	2	0	28	8	6	
1	28	5	1	1	3	2	1	1	26	22	8	
2	30	3	1	1	2	1	1	4	21	9	12	
1	27	2	1	1	2	1	1	3	64	15	8	
2	27	2	1	2	4	2	1	4	22	10	7	
1	36	5	1	1	3	2	2	0	21	24	0	
2	43	3	1	1	4	1	2	0	25	13	8	
1	34	2	1	1	3	2	1	1	45	15	6	
2	27	3	1	1	2	1	1	4	33	10	9	
2	38	2	1	3	4	2	2	0	23	0	16	
1	28	2	1	1	3	3	1	2	38	13	5	
1	44	5	1	1	2	1	2	0	27	19	7	
2	31	3	1	2	3	2	2	0	32	11	5	
2	23	2	1	1	4	2	1	1	33	18	8	
1	45	3	1	1	3	1	1	2	26	10	7	
2	34	3	1	2	2	3	2	0	36	8	12	
1	27	3	1	1	2	3	1	3	42	13	6	
2	40	3	1	1	2	2	1	4	26	9	10	
2	24	2	1	1	2	1	1	2	22	10	9	
1	37	2	1	1	5	2	2	0	21	11	0	
1	22	5	1	1	4	1	1	1	23	17	6	
2	31	3	1	2	3	1	1	4	40	16	12	
1	37	2	1	1	2	3	2	0	54	12	3	
2	33	1	2	2	4	2	2	0	17	10	5	
1	23	5	1	1	3	1	1	1	41	27	8	
1	28	3	1	1	3	3	2	0	27	11	8	
2	29	2	1	2	5	2	1	2	24	9	9	
2	43	3	1	1	2	1	2	0	36	17	12	
1	28	5	1	1	3	1	1	1	22	15	4	
1	48	2	1	1	5	1	1	4	25	11	7	
2	32	2	2	2	4	2	2	0	27	13	11	
1	28	5	1	1	2	2	2	0	15	23	7	
2	23	2	1	1	5	1	1	4	14	11	5	
2	43	2	1	2	5	1	2	0	18	7	3	
1	28	2	1	1	4	3	1	2	34	18	8	
2	23	3	1	1	2	1	2	0	37	17	17	
2	36	1	2	2	4	2	1	4	18	12	4	
1	50	2	1	1	3	1	1	2	28	14	3	
1	37	3	1	1	2	2	2	0	26	14	9	
2	41	3	1	1	2	1	1	4	24	11	4	
1	26	5	2	1	5	1	1	1	23	19	8	
2	28	3	1	1	4	1	2	0	27	12	4	
2	35	2	1	1	3	1	1	1	28	14	0	
1	28	5	1	1	2	1	1	2	20	24	12	
2	36	2	1	1	3	2	2	0	26	9	14	
2	29	3	1	1	4	1	1	4	23	13	4	
1	34	1	2	2	4	2	1	0	24	12	3	
1	53	2	1	1	3	3	1	1	32	17	6	
2	30	3	1	1	4	1	2	0	24	10	9	
1	43	2	1	1	2	1	1	2	24	14	10	
2	26	5	2	1	4	1	1	1	16	23	7	
2	44	1	1	1	4	2	2	0	27	18	6	
1	45	1	2	2	3	3	2	0	20	14	5	



Types of variable

One of the things that might strike you when you look at the questions is that the kinds of information that you receive varies by question. Some of the questions call for answers in terms of real numbers: questions 2, 10, 11, and 12. Questions 1 and 8 yield either/or answers and are therefore in the form of dichotomies. The rest of the questions take the form of lists of categories, but there are differences between these too. Some of the questions are in terms of answers that are rank ordered: questions 4, 5, and 6. Thus we can say in the case of question 6 that the category ‘every day’ implies greater frequency than ‘4–6 days a week’, which in turn implies greater frequency than ‘2 or 3 days a week’, and so on. However, in the case of questions 3, 7, and 9, the categories are *not* capable of being rank ordered. We cannot say in the case of question 3 that ‘relaxation’ is more of something than ‘maintain or improve fitness’ or ‘lose weight’.

These considerations lead to a classification of the different types of variable that are generated in the course of research. The four main types are:

- *Interval/ratio variables.* These are variables where the distances between the categories are identical across the range of categories. In the case of variables var00010 to var00011, the distance between the categories is 1 minute. Thus, a person may spend 32 minutes on cardiovascular equipment, which is 1 minute more than someone who spends 31 minutes on this equipment. That difference is the same as the difference between someone who spends 8 minutes and another who spends 9 minutes on the equipment. This is the highest level of measurement and a very wide range of techniques of analysis can be applied to interval/ratio variables. There is, in fact, a distinction between interval and ratio variables, in that the latter are interval variables with a fixed zero point. However, since most ratio variables exhibit this quality in social research (for example, income, age, number of employees, revenue), they are not being distinguished here.
- *Ordinal variables.* These are variables whose categories can be rank ordered (as in the case of interval/ratio variables) but the distances between the categories

are not equal across the range. Thus, in the case of question 6, the difference between the category ‘every day’ and ‘4–6 days a week’ is not the same as the difference between ‘4–6 days a week’ and ‘2 or 3 days a week’, and so on. Nonetheless, we can say that ‘every day’ is more frequent than ‘4–6 days a week’, which is more frequent than ‘2 or 3 days a week’, etc. You should also bear in mind that, if you subsequently group an interval/ratio variable like var00002, which refers to people’s ages, into categories (e.g. 20 and under; 21–30; 31–40; 41–50; 51 and over), you are transforming it into an ordinal variable.

- *Nominal variables.* These variables, also known as *categorical variables*, comprise categories that cannot be rank ordered. As noted previously, we cannot say in the case of question 3 that ‘relaxation’ is more of something than ‘maintain or improve fitness’ or ‘lose weight’.
- *Dichotomous variables.* These variables contain data that have only two categories (for example, gender). Their position in relation to the other types is slightly ambiguous, as they have only one interval. They therefore can be considered as having attributes of the other three types of variable. They look as though they are nominal variables, but because they have only one interval they are sometimes treated as ordinal variables. However, it is probably safest to treat them for most purposes as if they were ordinary nominal variables.

The four main types of variable and illustrations of them from the gym survey are provided in Table 15.1.

Multiple-indicator (or multiple-item) measures of concepts, like Likert scales (see Key concept 7.2), produce strictly speaking ordinal variables. However, many writers argue that they can be treated as though they produce interval/ratio variables, because of the relatively large number of categories they generate. For a brief discussion of this issue, see Bryman and Cramer (2011), who distinguish between ‘true’ interval/ratio variables and those produced by multiple-indicator measures (2011: 71–3).

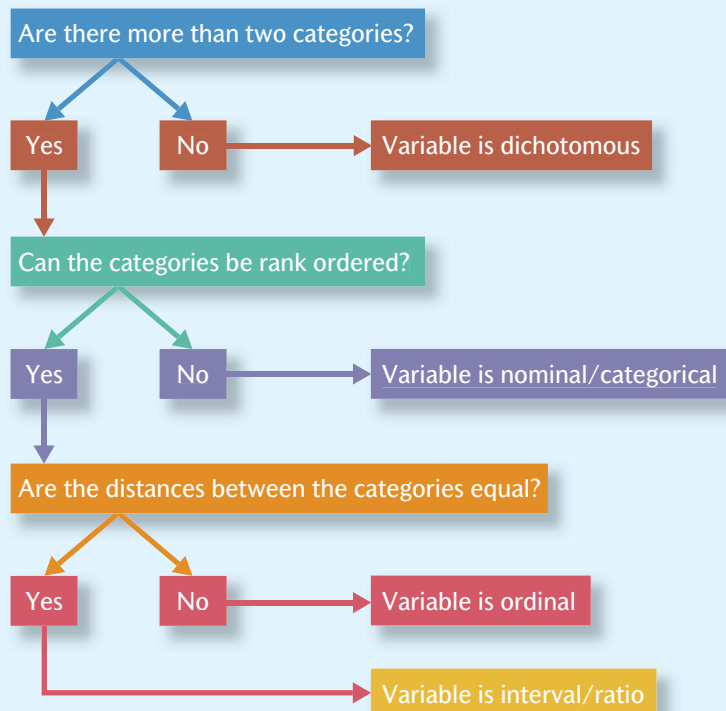
Figure 15.1 provides guidance about how to identify variables of each type.

Table 15.1

Types of variable			
Type	Description	Examples in gym study	Variable Name in SPSS (see Chapter 16)
Interval/ratio	Variables where the distances between the categories are identical across the range	var00002 var00010 var00011 var00012	age cardmins weimins othmins
Ordinal	Variables whose categories can be rank ordered but the distances between the categories are not equal across the range	var00004 var00005 var00006	carduse weiuse frequent
Nominal	Variables whose categories cannot be rank ordered; also known as <i>categorical</i>	var00003 var00007 var00009	reasons accomp exercise
Dichotomous	Variables containing data that have only two categories	var00001 var00008	gender othsourc

Figure 15.1

Deciding how to categorize a variable





Univariate analysis

Univariate analysis refers to the analysis of one variable at a time. In this section, the commonest approaches will be outlined.

Frequency tables

A **frequency table** provides the number of people and the percentage belonging to each of the categories for the variable in question. It can be used in relation to all of the different types of variable. An example of a frequency table is provided for var00003 in Table 15.2. Notice that nobody chose two of the possible choices of answer—‘meet others’ and ‘other’—so these are not included in the table. The table shows, for example, that 33 members of the sample go the gym to lose weight and that they represent 37 per cent (percentages are often rounded up and down in frequency tables) of the entire sample. The procedure for generating a frequency table with SPSS is described on page 361.

If an interval/ratio variable (like people’s ages) is to be presented in a frequency table format, it is invariably the case that the categories will need to be grouped. When grouping in this way, take care to ensure that the categories you create do not overlap (for example, like this: 20–30, 30–40, 40–50, etc.). An example of a frequency table for an interval/ratio variable is shown in Table 15.3, which provides a frequency table for var00002, which is concerned with the ages of those visiting the gym. If we did not group people in terms of age ranges, there would be thirty-four different categories, which is too many to take in. By creating five categories, we make the distribution of ages easier to comprehend. Notice that the sample

Table 15.2

Frequency table showing reasons for visiting the gym

Reason	<i>n</i>	%
Relaxation	9	10
Maintain or improve fitness	31	34
Lose weight	33	37
Build strength	17	19
TOTAL	90	100

Table 15.3

Frequency table showing ages of gym members

Age	<i>n</i>	%
20 and under	3	3
21–30	39	44
31–40	23	26
41–50	21	24
51 and over	3	3
TOTAL	89	100

totals 89 and that the percentages are based on a total of 89 rather than 90. This is because this variable contains one missing value (respondent 24). The procedure for grouping respondents with SPSS is described on page 359.

Diagrams

Diagrams are among the most frequently used methods of displaying quantitative data. Their chief advantage is that they are relatively easy to interpret and understand. If you are working with nominal or ordinal variables, the *bar chart* and the *pie chart* are two of the easiest methods to use. A bar chart of the same data presented in Table 15.2 is presented in Figure 15.2. Each bar represents the number of people falling in each category. This figure was produced with SPSS. The procedure for generating a bar chart with SPSS is described on page 363.

Another way of displaying the same data is through a pie chart, like the one in Figure 15.3. This also shows the relative size of the different categories but brings out as well the size of each slice relative to the total sample. The percentage that each slice represents of the whole sample is also given in this diagram, which was also produced with SPSS. The procedure for generating a pie chart with SPSS is described on page 363.

If you are displaying an interval/ratio variable, like var00002, a *histogram* is likely to be employed. Figure 15.4, which was also generated by SPSS, uses the same data and categories as Table 15.3. As with the bar chart, the bars represent the relative size of each of the age bands.

Figure 15.2

Bar chart showing the main reasons for visiting the gym (SPSS output)

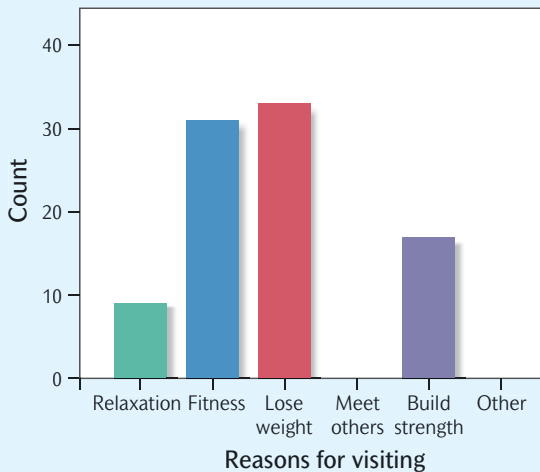


Figure 15.4

Histogram showing the ages of gym visitors (SPSS output)

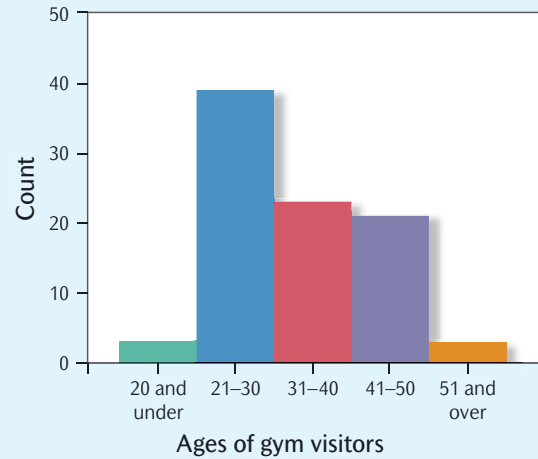
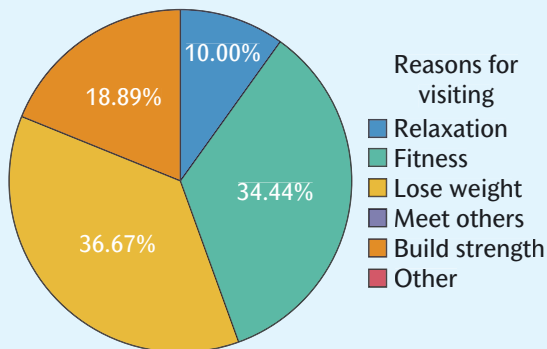


Figure 15.3

Pie chart showing the main reasons for visiting the gym (SPSS output)



However, note that, with the histogram, there is no space between the bars, whereas there is a space between the bars of a bar chart. Histograms are produced for interval/ratio variables, whereas bar charts are produced for nominal and ordinal variables. The procedure for generating a histogram with SPSS is described on page 363.

Measures of central tendency

Measures of central tendency encapsulate in one figure a value that is typical for a **distribution of values**. In effect, we are seeking out an average for a distribution, but, in quantitative data analysis, three different forms of average are recognized.

- **Arithmetic mean.** This is the average as we understand it in everyday use—that is, we sum all the values in a distribution and then divide by the number of values. Thus, the arithmetic mean (or more simply the *mean*) for var00002 is 33.6, meaning that the average age of gym visitors is nearly 34 years of age. The mean should be employed only in relation to interval/ratio variables, though it is not uncommon to see it being used for ordinal variables as well.
- **Median.** The **median** is the mid-point in a distribution of values. Whereas the mean is vulnerable to **outliers** (extreme values at either end of the distribution), which will exert considerable upwards or downwards pressure on the mean, by taking the mid-point of a distribution the median is not affected in this way. The median is derived by arraying all the values in a distribution from the smallest to the largest and then finding the middle point. If there is an even number of values, the median is calculated by taking the mean

of the two middle numbers of the distribution. In the case of var00002, the median is 31. This is slightly lower than the mean, in part because some considerably older members (especially respondents 5 and 10) inflate the mean slightly. The median can be employed in relation to both interval/ratio and ordinal variables.

- **Mode.** The **mode** is the value that occurs most frequently in a distribution. The mode for var00002 is 28. The mode can be employed in relation to all types of variable.

The procedure for generating the mean, median, and mode with SPSS is described on page 363.

Measures of dispersion

The amount of variation in a sample can be just as interesting as providing estimates of the typical value of a distribution. For one thing, it becomes possible to draw contrasts between comparable distributions of values. For example, is there more or less variability in the amount of time spent on cardiovascular equipment as compared to weights machines?

The most obvious way of measuring dispersion is by the **range**. This is simply the difference between the maximum and the minimum value in a distribution of values associated with an interval/ratio variable. We find that the range for the two types of equipment is 64 minutes for the cardiovascular equipment and 48 minutes for the weights machines. This suggests that there is more variability in the amount of time spent on the former. However, like the mean, the range is influenced by outliers, such as respondent 60 in the case of var00010.

Another **measure of dispersion** is the **standard deviation**, which is essentially the average amount of variation around the mean. Although the calculation is somewhat more complicated than this, the standard

deviation is calculated by taking the difference between each value in a distribution and the mean and then dividing the total of the differences by the number of values. The standard deviation for var00010 is 9.9 minutes and for var00011 it is 8 minutes. Thus, not only is the average amount of time spent on the cardiovascular equipment higher than for the weights equipment; the standard deviation is greater too. The standard deviation is also affected by outliers, but, unlike the range, their impact is offset by dividing by the number of values in the distribution. The procedure for generating the standard deviation with SPSS is described on page 363.

A type of figure that has become popular for displaying interval/ratio variables is the *boxplot* (see Figure 15.5). This form of display provides an indication of both central tendency (the median) and dispersion (the range). It also indicates whether there are any outliers. Figure 15.5 displays a boxplot for the total number of minutes users spent during their last gym visit. There is an outlier—case number 41, who spent a total of 87 minutes in the gym. The box represents the middle 50 per cent of users. The upper line of the box indicates the greatest use of the gym within the 50 per cent and the lower line of the box represents the least use of the gym within the 50 per cent. The line going across the box indicates the median. The line going upwards from the box goes up to the person whose use of the gym was greater than any other user, other than case number 41. The line going downwards from the box goes down to the person whose use of the gym was lower than that of any other user. Boxplots are useful because they display both central tendency and dispersion. They vary in their shape depending on whether cases tend to be high or low in relation to the median. With Figure 15.5, the box and the median are closer to the bottom end of the distribution, suggesting less variation among gym users below the median. There is more variation above the median. The procedure for generating the standard deviation with SPSS is described on page 363.



Bivariate analysis

Bivariate analysis is concerned with the analysis of two variables at a time in order to uncover whether or not the two variables are related. Exploring relationships between variables means searching for evidence that the variation in one variable coincides with variation in

another variable. A variety of techniques is available for examining relationships, but their use depends on the nature of the two variables being analysed. Figure 15.6 attempts to portray the main types of bivariate analysis according to the types of variable involved.

Figure 15.5

A boxplot for the number of minutes spent on the last visit to the gym

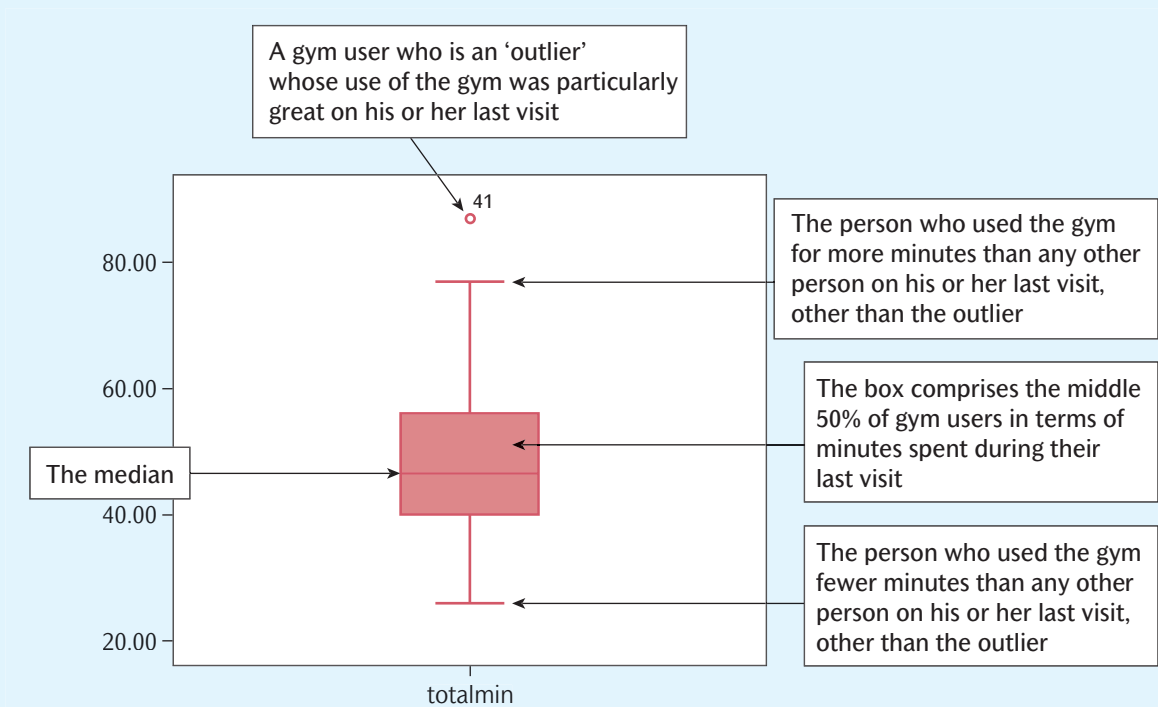


Figure 15.6

Methods of bivariate analysis

	Nominal	Ordinal	Interval/ratio	Dichotomous
Nominal	Contingency table + chi-square (χ^2) + Cramér's <i>V</i>	Contingency table + chi-square (χ^2) + Cramér's <i>V</i>	Contingency table + chi-square (χ^2) + Cramér's <i>V</i> If the interval/ratio variable can be identified as the dependent variable, compare means + eta	Contingency table + chi-square (χ^2) + Cramér's <i>V</i>
Ordinal	Contingency table + chi-square (χ^2) + Cramér's <i>V</i>	Spearman's rho (ρ)	Spearman's rho (ρ)	Spearman's rho (ρ)
Interval/ratio	Contingency table + chi-square (χ^2) + Cramér's <i>V</i> If the interval/ratio variable can be identified as the dependent variable, compare means + eta	Spearman's rho (ρ)	Pearson's <i>r</i>	Spearman's rho (ρ)
Dichotomous	Contingency table + chi-square (χ^2) + Cramér's <i>V</i>	Spearman's rho (ρ)	Spearman's rho (ρ)	phi (ϕ)

Relationships not causality

An important point to bear in mind about all of the methods for analysing relationships between variables is that it is precisely **relationships** that they uncover. As was noted in Chapter 3 in relation to cross-sectional designs, this means that you cannot infer that one variable causes another. Indeed, there are cases when what appears to be a causal influence working in one direction actually works in the other way. An interesting example of this problem of causal direction will be presented much later in the book in Chapter 27. The example shows that Sutton and Rafaeli (1988) expected to find a causal relationship between the display of positive emotions (for example, smiling, or friendliness on the part of checkout staff) in retail outlets and sales in those outlets. In other words, the display of positive emotions was deemed to have a causal influence on levels of retail sales. In fact, the relationship was found to be the other way round: levels of retail sales exerted a causal influence on the display of emotions (see Research in focus 27.6 for more detailed explanation of this study).

Sometimes, we may feel confident that we can infer a causal direction when a relationship between two variables is discerned—for example, if we find that age and voting behaviour are related. It is impossible for the way people vote to influence their age, so, if we do find the two variables to be related, we can infer with complete confidence that age is the independent variable. It is not uncommon for researchers, when analysing their data, to draw inferences about causal direction based on their assumptions about the likely causal direction among related variables, as Sutton and Rafaeli (1988) did in their study. Although such inferences may be based on sound reasoning, they can only be inferences, and there is the possibility that the real pattern of causal direction is the opposite of that which is anticipated.

Contingency tables

Contingency tables are probably the most flexible of all methods of analysing relationships in that they can be employed in relation to any pair of variables, though they are not the most efficient method for some pairs, which is the reason why the method is not recommended in all the cells in Figure 15.6. A contingency table is like a frequency table but it allows two variables to be simultaneously analysed so that relationships between the two variables can be examined. It is normal for contingency tables to include percentages, since these make the tables easier to interpret. Table 15.4 examines the relationship

Table 15.4

Contingency table showing the relationship between gender and reasons for visiting the gym

Reasons	Gender			
	Male		Female	
	No.	%	No.	%
Relaxation	3	7	6	13
Fitness	15	36	16	33
Lose weight	8	19	25	52
Build strength	16	38	1	2
TOTAL	42		48	

Note: $\chi^2 = 22.726$ $p < 0.0001$.

between two variables from the gym survey: gender and reasons for visiting the gym. The percentages are *column percentages*—that is, they calculate the number in each **cell** as a percentage of the total number in that column. Thus, to take the top left-hand cell, the three men who go to the gym for relaxation are 7 per cent of all 42 men in the sample. Users of contingency tables often present the presumed independent variable (if one can in fact be presumed) as the column variable and the presumed dependent variable as the row variable. In this case, we are presuming that gender influences reasons for going to the gym. In fact, we know that going to the gym cannot influence gender. In such circumstances, it is column rather than row percentages that will be required. The procedure for generating a contingency table with SPSS is described on pages 366–7.

Contingency tables are generated so that patterns of association can be searched for. In this case, we can see clear gender differences in reasons for visiting the gym. As our student anticipated, females are much more likely than men to go to the gym to lose weight. They are also somewhat more likely to go to the gym for relaxation. By contrast, men are much more likely to go to the gym to build strength. There is little difference between the two genders in terms of fitness as a reason.

Pearson's r

Pearson's r is a method for examining relationships between interval/ratio variables. The chief features of this method are as follows:

- the coefficient will almost certainly lie between 0 (zero or no relationship between the two variables) and 1

(a perfect relationship)—this indicates the *strength* of a relationship;

- the closer the coefficient is to 1, the stronger the relationship; the closer it is to 0, the weaker the relationship;
- the coefficient will be either positive or negative—this indicates the *direction* of a relationship.

To illustrate these features consider Tips and skills ‘Imaginary data from five variables to show different types of relationship’, which gives imaginary data for five vari-

ables, and the scatter diagrams in Figures 15.7–15.10, which look at the relationship between pairs of interval/ratio variables. The scatter diagram for variables 1 and 2 is presented in Figure 15.7 and shows a perfect **positive relationship**, which would have a Pearson’s r correlation of 1. This means that, as one variable increases, the other variable increases by the same amount and that no other variable is related to either of them. If the correlation was below 1, it would mean that variable 1 is related to at least one other variable as well as to variable 2.



Tips and skills

Imaginary data from five variables to show different types of relationship

Variables	1	2	3	4	5
1	10	50	7	9	
2	12	45	13	23	
3	14	40	18	7	
4	16	35	14	15	
5	18	30	16	6	
6	20	25	23	22	
7	22	20	19	12	
8	24	15	24	8	
9	26	10	22	18	
10	28	5	24	10	

The scatter diagram for variables 2 and 3 (see Figure 15.8) shows a perfect **negative relationship**, which would have a Pearson’s r correlation of -1 . This means that, as one variable increases, the other variable decreases and that no other variable is related to either of them.

If there was no or virtually no correlation between the variables, there would be no apparent pattern to the markers in the scatter diagram. This is the case with the relationship between variables 2 and 5. The correlation is virtually zero at -0.041 . This means that the variation in each variable is associated with other variables than the ones present in this analysis. Figure 15.9 shows the appropriate scatter diagram.

If a relationship is strong, a clear patterning to the variables will be evident. This is the case with variables 2 and 4, whose scatter diagram appears in Figure 15.10.

There is clearly a positive relationship, and in fact the Pearson’s r value is $+0.88$ (usually, positive correlations are presented without the $+$ sign). This means that the variation in the two variables is very closely connected, but that there is some influence of other variables in the extent to which they vary.

Going back to the gym survey, we find that the correlation between age (var00002) and the amount of time spent on weights equipment (var00011) is -0.27 , implying a weak negative relationship. This suggests that there is a tendency such that, the older a person is, the less likely he or she is to spend much time on such equipment, but that other variables clearly influence the amount of time spent on this activity.

In order to be able to use Pearson’s r , the relationship between the two variables must be broadly *linear*—that is, when plotted on a scatter diagram, the values of the

Figure 15.7

Scatter diagram showing a perfect positive relationship

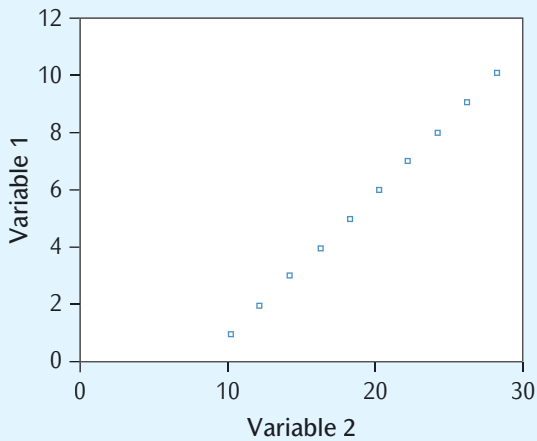


Figure 15.9

Scatter diagram showing two variables that are not related

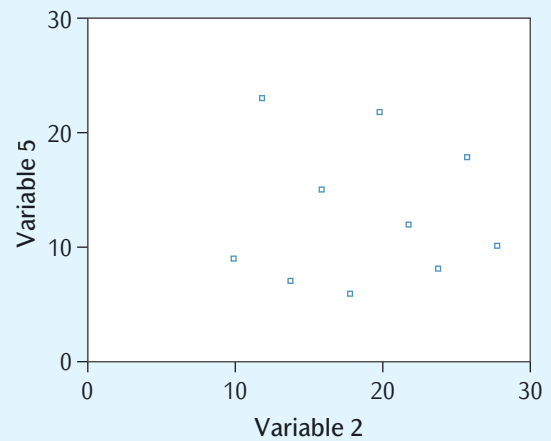


Figure 15.8

Scatter diagram showing a perfect negative relationship

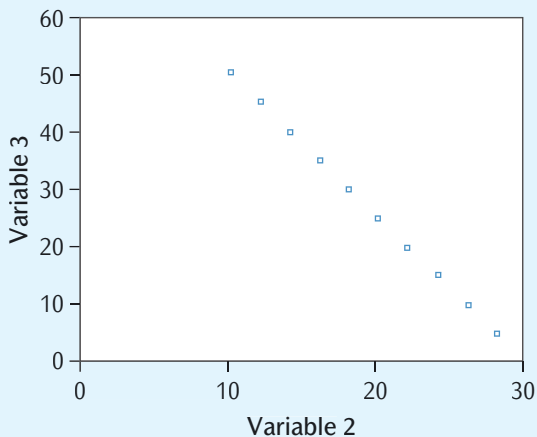
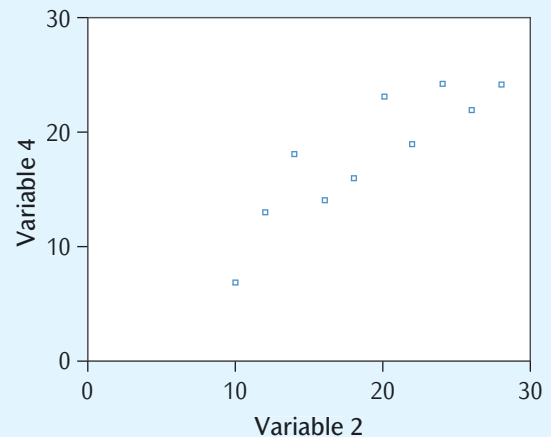


Figure 15.10

Scatter diagram showing a strong positive relationship



two variables approximate to a straight line (even though they may be scattered, as in Figure 15.10) and do not curve. Therefore, plotting a scatter diagram before using Pearson's r is important, in order to determine that the nature of the relationship between a pair of variables does not violate the assumptions being made when this method of correlation is employed.

If you square a value of Pearson's r , you can derive a further useful statistic—namely the *coefficient of determination*, which expresses how much of the variation in one variable is due to the other variable. Thus, if r is -0.27 , r^2 is 0.0729 . We can then express this as a percentage by multiplying r^2 by 100. The product of this exercise is 7 per cent. This means that just 7 per cent of

the variation in the use of cardiovascular equipment is accounted for by age. The coefficient of determination is a useful adjunct to the interpretation of correlation information.

The procedure for generating Pearson's r with SPSS is described on page 368 and the procedure for generating scatter diagrams with SPSS is described on pages 368–72.

Spearman's rho

Spearman's rho, which is often represented with the Greek letter ρ , is designed for the use of pairs of ordinal variables, but is also used, as suggested by Figure 15.6, when one variable is ordinal and the other is interval/ratio. It is exactly the same as Pearson's r in terms of the outcome of calculating it, in that the computed value of rho will be either positive or negative and will vary between 0 and 1. If we look at the gym study, there are three ordinal variables: var00004, var00005, and var00006 (see Table 15.1). If we use Spearman's rho to calculate the correlation between the first two variables, we find that the correlation between var00004 and var00005—frequency of use of the cardiovascular and weights equipment—is low at 0.2. A slightly stronger relationship is found between var00006 (frequency of going to the gym) and var00010 (amount of time spent on the cardiovascular equipment), which is 0.4. Note that the latter variable is an interval/ratio variable. When confronted with a situation in which we want to calculate the correlation between an ordinal and an interval/ratio variable, we cannot use Pearson's r , because both variables must be at the interval/ratio level of measurement. Instead, we must use Spearman's rho (see Figure 15.6). The procedure for generating Spearman's rho with SPSS is described on page 368.

Phi and Cramér's V

Phi (ϕ) and **Cramér's V** are two closely related statistics. The phi coefficient is used for the analysis of the relationship between two dichotomous variables. Like Pearson's r , it results in a computed statistic that varies between 0 and + or -1 . The correlation between var00001 (gender) and var00008 (other sources of regular exercise) is 0.24, implying that males are somewhat more likely than females to have other sources of regular exercise, though the relationship is weak.

Cramér's V uses a similar formula to phi and can be employed with nominal variables (see Figure 15.6). However, this statistic can take on only a positive value, so that it can give an indication only of the strength of the relationship between two variables, not of the direction. The value of Cramér's V associated with the analysis presented in Table 15.4 is 0.50. This suggests a moderate relationship between the two variables. Cramér's V is usually reported along with a contingency table and a **chi-square test** (see below). It is not normally presented on its own. The procedure for generating phi and Cramér's V with SPSS is described on pages 366–7.

Comparing means and eta

If you need to examine the relationship between an interval/ratio variable and a nominal variable, and if the latter can be relatively unambiguously identified as the independent variable, a potentially fruitful approach is to compare the means of the interval/ratio variable for each subgroup of the nominal variable. As an example, consider Table 15.5, which presents the mean number of minutes spent on cardiovascular equipment (var00010) for each of the four categories of reasons for going to the gym (var00003). The means suggest that people who go to the gym for fitness or to lose weight spend

Table 15.5

Comparing subgroup means: time spent on cardiovascular equipment by reasons for going to the gym

Time	Reasons				
	Relaxation	Fitness	Lose weight	Build strength	Total
Mean number of minutes spent on cardiovascular equipment	18.33	30.55	28.36	19.65	26.47
n	9	31	33	17	90

considerably more time on this equipment than people who go to the gym to relax or to build strength.

This procedure is often accompanied by a test of association between variables called **eta**. This statistic expresses the level of association between the two variables and, like Cramér's V , will always be positive. The level of eta for the data in Table 15.5 is 0.48. This suggests a moderate relationship between the two variables. Eta-squared expresses the amount of variation in the

interval/ratio variable that is due to the nominal variable. In the case of this example, eta-squared is 22 per cent. Eta is a very flexible method for exploring the relationship between two variables, because it can be employed when one variable is nominal and the other interval/ratio. Also, it does not make the assumption that the relationship between variables is linear. The procedure for comparing means and for generating eta with SPSS is described on page 372.



Multivariate analysis

Multivariate analysis entails the simultaneous analysis of three or more variables. This is quite an advanced topic, and it is recommended that readers examine a textbook on quantitative data analysis for an exposition of techniques (e.g. Bryman and Cramer 2011). There are three main contexts within which multivariate analysis might be employed.

Could the relationship be spurious?

In order for a relationship between two variables to be established, not only must there be evidence that there is a relationship but the relationship must be shown to be *non-spurious*. A **spurious relationship** exists when there appears to be a relationship between two variables, but the relationship is not real: it is being produced because each variable is itself related to a third variable. For example, if we find a relationship between income and voting behaviour, we might ask: could the relationship be an artefact of age (see Figure 15.11)? The older one is, the more likely one is to earn more, while age is known to influence voting behaviour. If age were found to be producing the apparent relationship between income and voting behaviour, we would conclude that the relationship

is spurious. In this case, the variable age would be known as a **confounding variable**.

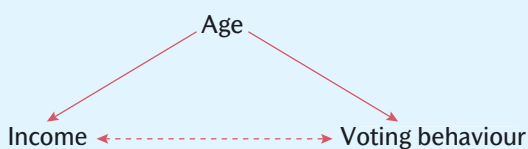
An interesting possible case of a **spurious relationship** was highlighted in a very short report in *The Times* (1 October 1999, p. 2) of some medical findings. The article noted that there is evidence to suggest that women on hormone replacement therapy (HRT) have lower levels of heart disease than those not on this form of therapy. The article cites Swedish findings that suggest that the relationship may be due to the fact that women who choose to start the therapy are 'thinner, richer and healthier' than those who do not. These background factors would seem to affect both the likelihood of taking HRT and the likelihood of getting heart disease. A further illustration in connection with a health-related issue comes from another *Times* article (Hawkes 2003), which reports a relationship among men between frequency of shaving and likelihood of a heart attack or stroke. The reason appears to be that each of the variables (frequency of shaving and vulnerability to a heart attack or stroke) is affected by lifestyle and hormonal factors.

Could there be an intervening variable?

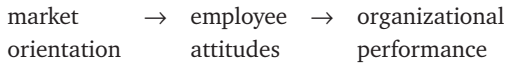
Let us say that we do not find that the relationship is spurious; we might ask *why* there is a relationship between two variables. For example, there have been several studies that have explored the relationship between an organization's market orientation and its business performance. However, the mixed nature of the findings to have emerged from these studies led Piercy, Harris, and Lane (2002) to suggest that there is a more complex relationship between these two variables than previous studies have assumed. In particular, they speculated that higher levels of market orientation are associated with higher

Figure 15.11

A spurious relationship



levels of employee motivation, satisfaction, and commitment, which in turn leads to enhanced organizational performance. Employee attitudes are thus an **intervening variable**:



An intervening variable allows us to answer questions about the bivariate relationship between variables. It suggests that the relationship between the two variables is not a direct one, since the impact of market orientation on organizational performance is viewed as occurring via employee attitudes.

Could a third variable moderate the relationship?

We might ask a question like: does the relationship between two variables hold for men but not for women? If it does, the relationship is said to be moderated by gender. We might ask in the gym study, for example, if the relationship between age and whether visitors have other sources

of regular exercise (var00008) is moderated by gender. This would imply that, if we find a pattern relating age to other sources of exercise, that pattern will vary by gender. Table 15.6 shows the relationship between age and other sources of exercise. In this table, age has been broken down into just three age bands to make the table easier to read. The table suggests that the 31–40 age group is less likely to have other sources of regular exercise than the 30 and under and 41 and over age groups. However, Table 15.7, which breaks the relationship down by gender, suggests that the pattern for males and females is somewhat different. Among males, the pattern shown in Table 15.6 is very pronounced, but for females the likelihood of having other sources of exercise declines with gender. It would seem that the relationship between age and other sources of exercise is a **moderated relationship** because it is moderated by gender. This example illustrates the way in which contingency tables can be employed for multivariate analysis. However, there is a wide variety of other techniques (Bryman and Cramer 2011: ch. 10). The procedure for conducting such an analysis with SPSS is described on pages 372–3.

Table 15.6

Contingency table showing the relationship between age and whether or not gym visitors have other sources of regular exercise (%)

Other source of exercise	Age		
	30 and under	31–40	41 and over
Other source	64	43	58
No other source	36	57	42
<i>n</i>	42	23	24

Table 15.7

Contingency table showing the relationship between age and whether or not gym visitors have other sources of regular exercise for males and females (%)

Other source of exercise	Gender					
	Male			Female		
	30 and under	31–40	41 and over	30 and under	31–40	41 and over
Other source	70	33	75	59	50	42
No other source	30	67	25	41	50	58
<i>n</i>	20	9	12	22	14	12



Statistical significance

One difficulty with working on data deriving from a sample is that there is often the lingering worry that, even though you have employed a probability sampling procedure (as in the gym survey), your findings will not be generalizable to the population from which the sample was drawn. As we saw in Chapter 8, there is always the possibility that **sampling error** (difference between the population and the sample that you have selected) has occurred, even when probability sampling procedures have been followed. If this happens, the sample will be unrepresentative of the wider population and therefore any findings will be invalid. To make matters worse, there is no feasible way of finding out whether or not they do in fact apply to the population! What you can do is provide an indication of how confident you can be in your findings. This is where **statistical significance** and the various tests of statistical significance come in.

We need to know how confident we can be that our findings can be generalized to the population from which that sample was selected. Since we cannot be absolutely certain that a finding based on a sample will also be found in the population, we need a technique that allows us to establish how confident we can be that the finding exists in the population and what risk we are taking in inferring that the finding exists in the population. These two elements—confidence and risk—lie at the heart of tests of statistical significance (see Key concept 15.1). However, it is important to appreciate that tests of statistical significance can be employed only in relation to samples that have been drawn using probability sampling. The process of inferring findings from a probability sample to the population from which it was selected is known as **statistical inference**.



Key concept 15.1

What is a test of statistical significance?

A test of statistical significance allows the analyst to estimate how confident he or she can be that the results deriving from a study based on a randomly selected sample are generalizable to the population from which the sample was drawn. When examining statistical significance in relation to the relationship between two variables, it also tells us about the risk of concluding that there is in fact a relationship in the population when there is no such relationship in the population. If an analysis reveals a statistically significant finding, this does not mean that the finding is intrinsically significant or important. The word ‘significant’ seems to imply importance. However, statistical significance is solely concerned with the confidence researchers can have in their findings. It does not mean that a statistically significant finding is substantively significant.

In Chapter 8 (see Tips and skills ‘Generalizing from a random sample to the population’), in the context of the discussion of the standard error of the mean, we began to get an appreciation of the ideas behind statistical significance. For example, we know that the mean age of the gym sample is 33.6. Using the concept of the standard error of the mean, we can calculate that we can be 95 per cent confident that the population mean lies between 31.72 and 35.47. This suggests that we can determine in broad outline the degree of confidence that we can have in a sample mean.

In the rest of this section, we will look at the tests that are available for determining the degree of confidence we can have in our findings when we explore relationships between variables. All of the tests have a common structure.

- *Set up a null hypothesis.* A **null hypothesis** stipulates that two variables are not related in the population—for example, that there is *no* relationship between gender and visiting the gym in the population from which the sample was selected.

- *Establish the level of statistical significance that you find acceptable.* This is essentially a measure of the degree of risk that you might reject the null hypothesis (implying that there is a relationship in the population) when you should support it (implying that there is no relationship in the population). Levels of statistical significance are expressed as probability levels—that is, the probability of rejecting the null hypothesis when you should be confirming it. See Key concept 15.2 on this issue. The convention among most social researchers is that the maximum level of statistical significance that is acceptable is $p < 0.05$, which implies that there are fewer than 5 chances in 100 that you could have a sample that shows a relationship when there is not one in the population.
- *Determine the statistical significance of your findings* (that is, use a statistical test like chi-square—see below).
- If your findings are statistically significant at the 0.05 level—so that the risk of getting a relationship as strong as the one you have found, when there is no relationship in the population, is no higher than 5 in 100—you would *reject* the null hypothesis. Therefore, you are implying that the results are unlikely to have occurred by *chance*.



Key concept 15.2

What is the level of statistical significance?

The level of statistical significance is the level of risk that you are prepared to take that you are inferring that there is a relationship between two variables in the population from which the sample was taken when in fact no such relationship exists. The maximum level of risk that is conventionally taken in social research is to say that there are up to 5 chances in 100 that we might be falsely concluding that there is a relationship when there is not one in the population from which the sample was taken. This means that, if we drew 100 samples, we are recognizing that as many as 5 of them might exhibit a relationship when there is not one in the population. Our sample might be one of those 5, but the risk is fairly small. This significance level is denoted by $p < 0.05$ (p means probability). If we accepted a significance level of $p < 0.1$, we would be accepting the possibility that as many as 10 in 100 samples might show a relationship where none exists in the population. In this case, there is a greater risk than with $p < 0.05$ that we might have a sample that implies a relationship when there is not one in the population, since the probability of our having such a sample is greater when the risk is 1 in 10 (10 out of 100 when $p < 0.1$) than when the risk is 1 in 20 (5 out of 100 when $p < 0.05$). Therefore, we would have greater confidence when the risk of falsely inferring that there is a relationship between 2 variables is 1 in 20, as against 1 in 10. But, if you want a more stringent test, perhaps because you are worried about the use that might be made of your results, you might choose the $p < 0.01$ level. This means that you are prepared to accept as your level of risk a probability of only 1 in 100 that the results could have arisen by chance (that is, due to sampling error). Therefore, if the results, following administration of a test, show that a relationship is statistically significant at the $p < 0.05$ level, but *not* the $p < 0.01$ level, you would have to confirm the null hypothesis.

There are in fact two types of error that can be made when inferring statistical significance. These errors are known as Type I and Type II errors (see Figure 15.12). A Type I error occurs when you reject the null hypothesis when it should in fact be confirmed. This means that your results have arisen by chance and you are falsely concluding that there is a relationship in the population when there is not one. Using a $p < 0.05$ level of significance means that we are more likely to make a Type I error than when using a $p < 0.01$ level of significance. This is because with 0.01 there is less chance of falsely rejecting the null hypothesis. However, in doing so, you

increase the chance of making a Type II error (accepting the null hypothesis when you should reject it). This is because you are more likely to confirm the null hypothesis when the significance level is 0.01 (1 in 100) than when it is 0.05 (1 in 20).

The chi-square test

The chi-square (χ^2) test is applied to contingency tables like Table 15.4. It allows us to establish how confident we can be that there is a relationship between the two variables in the population. The test works by calculating

Figure 15.12

Type I and Type II errors

		Error	
		Type I (risk of rejecting the null hypothesis when it should be confirmed)	Type II (risk of confirming the null hypothesis when it should be rejected)
p level	0.05	Greater risk	Lower risk
	0.01	Lower risk	Greater risk

for each cell in the table an expected frequency or value—that is, one that would occur on the basis of chance alone. The chi-square value, which in Table 15.4 is 22.726, is produced by calculating the differences between the actual and expected values for each cell in the table and then summing those differences (it is slightly more complicated than this, but the details need not concern us here). The chi-square value means nothing on its own and can be meaningfully interpreted only in relation to its associated level of statistical significance, which in this case is $p < 0.0001$. This means that there is only 1 chance in 10,000 of falsely rejecting the null hypothesis (that is, inferring that there is a relationship in the population when there is no such relationship in the population). You could be extremely confident that there is a relationship between gender and reasons for visiting the gym among all gym members, since the chance that you have obtained a sample that shows a relationship when there is no relationship among all gym members is 1 in 10,000.

Whether or not a chi-square value achieves statistical significance depends not just on its magnitude but also on the number of categories of the two variables being analysed. This latter issue is governed by what is known as the ‘degrees of freedom’ associated with the table. The number of degrees of freedom is governed by the simple formula:

$$\begin{aligned} &\text{Number of degrees of freedom} \\ &= (\text{number of columns} - 1)(\text{number of rows} - 1). \end{aligned}$$

In the case of Table 15.4, this will be $(2 - 1)(4 - 1)$ —that is, 3. In other words, the chi-square value that is arrived at is affected by the size of the table, and this is taken into account when deciding whether the chi-square value is statistically significant or not. The procedure for chi-square in conjunction with a contingency table with SPSS is described on pages 366–7.

Correlation and statistical significance

Examining the statistical significance of a computed correlation coefficient, which is based on a randomly selected sample, provides information about the likelihood that the coefficient will be found in the population from which the sample was taken. Thus, if we find a correlation of -0.62 , what is the likelihood that a relationship of at least that size exists in the population? This tells us if the relationship could have arisen by chance.

If the correlation coefficient r is -0.62 and the significance level is $p < 0.05$, we can reject the null hypothesis that there is no relationship in the population. We can infer that there are only 5 chances in 100 that a correlation of at least -0.62 could have arisen by chance alone. You *could* have 1 of the 5 samples in 100 that shows a relationship when there is not one in the population, but the degree of risk is reasonably small. If, say, it was found that $r = -0.62$ and $p < 0.1$, there could be as many

as 10 chances in 100 that there is no correlation in the population. This would *not* be an acceptable level of risk for most purposes. It would mean that in as many as 1 sample in 10 we might find a correlation of -0.62 or above when there is not a correlation in the population. If $r = -0.62$ and $p < 0.001$, there is only 1 chance in 1,000 that no correlation exists in the population. There would be a very low level of risk if you inferred that the correlation had not arisen by chance.

Whether a correlation coefficient is statistically significant or not will be affected by two factors:

1. the size of the computed coefficient; and
2. the size of the sample.

This second factor may appear surprising. Basically, the larger a sample, the more likely it is that a computed correlation coefficient will be found to be statistically significant. Thus, even though the correlation between age and the amount of time spent on weights machines in the gym survey was found to be just -0.27 , which is a fairly weak relationship, it is statistically significant at the $p < 0.01$ level. This means that there is only 1 chance in 100 that there is no relationship in the population. Because the question of whether or not a correlation coefficient is statistically significant depends so much on the sample size, it is important to realize that you should always examine *both* the correlation coefficient *and* the significance level. You should not examine one at the expense of the other.

This treatment of correlation and statistical significance applies to both Pearson's r and Spearman's ρ . A similar interpretation can also be applied to phi and Cramér's V . SPSS automatically produces information regarding statistical significance when Pearson's r , Spearman's ρ , phi, and Cramér's V are generated.

Comparing means and statistical significance

A test of statistical significance can also be applied to the comparison of means that was carried out in Table 15.5. This procedure entails treating the total amount of variation in the dependent variable—amount of time spent on cardiovascular equipment—as made up of two types: variation *within* the four subgroups that make up the independent variable, and variation *between* them. The latter is often called the *explained variance* and the former the *error variance*. A test of statistical significance for the comparison of means entails relating the two types of variance to form what is known as the F statistic. This statistic expresses the amount of explained variance in relation to the amount of error variance. In the case of the data in Table 15.5, the resulting F statistic is statistically significant at the $p < 0.001$ level. This finding suggests that there is only 1 chance in 1,000 that there is no relationship between the two variables among all gym members. SPSS produces information regarding the F statistic and its statistical significance if the procedures described on page 372 are followed.



Checklist

Doing and writing up quantitative data analysis

- Have you answered your research questions?
- Have you made sure that you have presented only analyses that are relevant to your research questions?
- Have you made sure that you have taken into account the nature of the variable(s) being analysed when using a particular technique (that is, whether nominal, ordinal, interval/ratio, or dichotomous)?
- Have you used the most appropriate and powerful techniques for answering your research questions?
- If your sample has *not* been randomly selected, have you made sure that you have not made inferences about a population (or at least, if you have done so, have you outlined the limitations of making such an inference?)?
- If your data are based on a cross-sectional design, have you resisted making unsustainable inferences about causality?

- Have you remembered to code any missing data?
- Have you commented on all the analyses you present?
- Have you gone beyond univariate analysis and conducted at least some bivariate analyses?
- If you have used a Likert scale with reversed items, have you remembered to reverse the coding of them?



Key points

- You need to think about your data analysis before you begin designing your research instruments.
- Techniques of data analysis are applicable to some types of variable and not others. You need to know the difference between nominal, ordinal, interval/ratio, and dichotomous variables.
- You need to think about the kinds of data you are collecting and the implications your decisions will have for the sorts of techniques you will be able to employ.
- Become familiar with computer software like SPSS before you begin designing your research instruments, because it is advisable to be aware at an early stage of difficulties you might have in presenting your data in SPSS.
- Make sure you are thoroughly familiar with the techniques introduced in this chapter and when you can and cannot use them.
- The basic message, then, is not to leave these considerations until your data have been collected, tempting though it may be.
- Do not confuse statistical significance with substantive significance.



Questions for review

- At what stage should you begin to think about the kinds of data analysis you need to conduct?
- What are missing data and why do they arise?

Types of variable

- What are the differences between the four types of variable outlined in this chapter: interval/ratio; ordinal; nominal; and dichotomous?
- Why is it important to be able to distinguish between the four types of variable?
- Imagine the kinds of answers you would receive if you administered the following four questions in an interview survey. What kind of variable would each question generate: dichotomous; nominal; ordinal; or interval/ratio?

1. Do you enjoy going shopping?

Yes ___

No ___

2. How many times have you shopped in the last month? Please write in the number of occasions below.

3. For which kinds of items do you most enjoy shopping? Please tick one only.

- Clothes (including shoes) _____
 Food _____
 Things for the house _____
 Presents _____
 Entertainment (CDs, videos, etc.) _____

4. How important is it to you to buy clothes with designer labels?

- Very important _____
 Fairly important _____
 Not very important _____
 Not at all important _____

Univariate analysis

- What is an outlier and why might one have an adverse effect on the mean and the range?
- In conjunction with which measure of central tendency would you expect to report the standard deviation: the mean; the median; or the mode?

Bivariate analysis

- Can you infer causality from bivariate analysis?
- Why are percentages crucial when presenting contingency tables?
- In what circumstances would you use each of the following: Pearson's r ; Spearman's ρ ; phi; Cramér's V ; eta?

Multivariate analysis

- What is a spurious relationship?
- What is an intervening variable?
- What does it mean to say that a relationship is moderated?

Statistical significance

- What does statistical significance mean and how does it differ from substantive significance?
- What is a significance level?
- What does the chi-square test achieve?
- What does it mean to say that a correlation of 0.42 is statistically significant at $p < 0.05$?



Online Resource Centre

www.oxfordtextbooks.co.uk/orc/brymansrm4e/

Visit the Online Resource Centre that accompanies this book to enrich your understanding of quantitative data analysis. Consult web links, test yourself using multiple choice questions, and gain further guidance and inspiration from the Student Researcher's Toolkit.

16

Using IBM SPSS for Windows

Chapter guide

Introduction	354
Getting started in SPSS	355
Beginning SPSS	355
Entering data in the Data Viewer	356
Defining variables: variable names, missing values, variable labels, and value labels	357
Recoding variables	359
Computing a new variable	359
Data analysis with SPSS	361
Generating a frequency table	361
Generating a bar chart	363
Generating a pie chart	363
Generating a histogram	363
Generating the arithmetic mean, median, standard deviation, the range, and boxplots	363
Generating a contingency table, chi-square, and Cramér's V	366
Generating Pearson's r and Spearman's rho	368
Generating scatter diagrams	368
Comparing means and eta	372
Generating a contingency table with three variables	372
Further operations in SPSS	373
Saving your data	373
Retrieving your data	374
Printing output	374
Key points	374
Questions for review	374



Chapter guide

In order to implement the techniques that you learned in Chapter 15, you would need to do either of two things: learn the underlying formula for each technique and apply your data to it, or use computer software to analyse your data. The latter is the approach chosen in this book for two main reasons.

- It is closer to the way in which quantitative data analysis is carried out in real research nowadays.
- It helps to equip you with a useful transferable skill.

You will be learning SPSS for Windows, which is the most widely used package of computer software for doing this kind of analysis. It is relatively straightforward to use. I will be continuing to refer to the techniques introduced in Chapter 15 and will continue to use the gym survey as an example.

This chapter largely operates in parallel to Chapter 15, so that you can see the links between the techniques learned there and the use of SPSS to implement them.

Introduction

This chapter aims to provide a familiarity with some basic aspects of SPSS for Windows, which is possibly the most widely used computer software for the analysis of quantitative data for social scientists. SPSS, which originally was short for Statistical Package for the Social Sciences, has been in existence since the mid-1960s and over the years has undergone many revisions, particularly since the arrival of personal computers. The version that was used in preparing this chapter was Release 18 and is called PASW Statistics 18. At the time of writing this chapter Release 19 was being beta tested but the indications were that the differences between Releases 18 and 19 were, from the point of view of the material covered in this chapter, largely to do with the appearance of some of the dialog boxes and menus that appear. The beta version is referred to as IBM SPSS Statistics Version 19. From this point on, when referring to SPSS for Windows or PASW Statistics 18 in the text, it will be

called simply SPSS and Release 18 will be the focus of attention. The gym survey used in Chapter 15 will be employed to illustrate SPSS operations and methods of analysis. The aim of this chapter is to introduce ways of using SPSS to implement the methods of analysis discussed in Chapter 15.

SPSS operations will be presented in **bold**, for example, **Variable Name:** and **Analyze**. Names given to variables in the course of using SPSS will be presented in **bold italics**, e.g. *gender* and *reasons*. Labels given to values or to variables are also in bold but in a different font, e.g. **reasons for visiting** and **male**. Tips and skills 'Basic operations in SPSS' presents a list summarizing these. One further element in the presentation is that a right-pointing arrow (→) will be used to denote 'click once with the left-hand button of your mouse'. This action is employed to make selections and similar activities.



Tips and skills

Basic operations in SPSS

- The **SPSS Data Editor**. This is the sphere of SPSS into which data are entered and subsequently edited and defined. It is made up of two screens: the **Data Viewer** and the **Variable Viewer**. You move between these two viewers by selecting the appropriate tab at the bottom of the screen.
- The **Data Viewer**. This is the spreadsheet into which your data are entered. When you start up SPSS, the **Data Viewer** will be facing you.

- The **Variable Viewer**. This is another spreadsheet, but this one displays information about each of the variables and allows you to change that information. It is the platform from which you provide for each variable such information as: the variable name; a variable label; and value labels (see below).
- The **Output Viewer**. When you perform an analysis or produce a diagram (called a 'chart' in SPSS), your output will be deposited here. The **Output Viewer** superimposes itself over the **Data Editor** after an analysis has been performed or a chart generated.
- A **Variable Name**. This is the name that you give to a variable, e.g. *gender*. The name must be no more than eight characters. Until you give a variable a name, it will be referred to as *var00001*, etc. When the variable has been given a name, it will appear in the column for that variable in the Data View window. It is generated from the Variable Viewer.
- A **Variable Label**. This is a label that you can give to a variable but which is not restricted to eight characters. Spaces can be used, e.g. **reasons for visiting**. The Label will appear in any output you generate. It is generated from the **Variable Viewer**.
- A **Value Label**. This is a label that you can attach to a code that has been used when entering data for all types of variables other than interval/ratio variables. Thus, for *var00001*, we would attach the label *male* to 1 and *female* to 2. When you generate output, such as a frequency table or chart, the labels for each value will be presented. This makes the interpretation of output easier. It is generated from the Variable Viewer.
- **Missing Values . . .** When you do not have data for a particular variable when entering data for a case, you must specify how you are denoting missing values for that variable. Missing values are generated from the Variable Viewer.
- **Recode**. A procedure that allows codes or numbers to be changed. It is especially helpful when you need to combine groups of people—for example, when producing age bands.
- **Compute . . .** A procedure that allows you to combine two or more variables to form a new variable.
- **Analyze**. This is the point on the menu bar above the **Data Editor** from which you choose (via a dropdown menu) which method of analysis you want to select. Note that, whenever an item on a menu appears with a right-pointing arrowhead after it, this means that, if you select that option, a further menu will follow on.
- **Graphs**. This is the point on the menu bar above the **Data Editor** from which you choose (via a drop-down menu) which chart you want to select.
- **Chart Editor**. When you produce a graph, you can edit it with the **Chart Editor**. To activate this editor, double-click anywhere in the graph. A small chart editor window will appear and your main graph will appear opaque until you exit the Editor. From the Editor, you can make various changes and enhancements to your graph.



Getting started in SPSS

Beginning SPSS

To start SPSS, double-click on the **PASW Statistics** icon on your computer screen. If there is no icon, → the Start button in the bottom left-hand corner of your screen. From the menu of programs, → **SPSS Inc**. A follow-on menu will appear, from which you should select **PASW Statistics 18**. When SPSS loads, you *may* be faced with an opening dialog box with the title 'What do you want to do?' and a list of options. Many users prefer to disable

this opening box. It is not important in relation to the following exposition, so → **Cancel**. You will then be faced with the **SPSS Data Editor**. This is made up of two components: **Data View** and **Variable View**. In the following discussion, these two screens are referred to as the **Data Viewer** and the **Variable Viewer**. You move between these two viewers by selecting the appropriate tab at the bottom of the screen. The **Data Viewer** is in the form of a spreadsheet grid into which you enter your data. The columns represent *variables* – in other words,

information about characteristics of each person in the gym study sample. Until data are entered and names are given to variables, each column simply has **var** as its heading. The rows represent **cases**, which can be people (as in the example you will be working through) or any unit of analysis. Each block in the grid is referred to as a 'cell'. Note also that when the data are in the SPSS spreadsheet, they will look different; for example, 1 will be 1.00.

Entering data in the Data Viewer

To input the data into the **Data Viewer**, make sure that the top left-hand cell in the grid is highlighted (see Plate 16.1). If it is not highlighted, simply click once in that cell. Then, type the appropriate figure for that cell—that is, 1. This number goes directly into that cell and into the box beneath the toolbar. As an alternative to using the mouse, many people find it easier to use the arrow keys on their keyboard to move from cell to cell. If you make a mistake at any point, simply click once in the cell in question, type in the correct value, and click once more

in that cell. When you have finished, you should end up in the bottom right-hand cell of what will be a perfect rectangle of data. Plate 16.2 shows the **Data Viewer** with the data from the gym survey entered (though only part of the set of data is visible, in that only the first thirty-one respondents are visible). The first row of data contains the coded answers from the completed questionnaire in Chapter 15 (see Tips and skills 'A completed and processed questionnaire').

In order to proceed further, you will find that SPSS works in the following typical sequence for defining variables and analysing your data.

1. You make a selection from the menu bar at the top of the screen, e.g. → **Analyze**.
2. From the menu that will appear, make a selection, e.g. → **Descriptive Statistics**.
3. This will bring up a **dialog box** into which you will usually inform SPSS of what you are trying to do—e.g. which variables are to be analysed.
4. Very often, you then need to convey further information and to do this you have to → a button that will

Plate 16.1

The SPSS Data Viewer

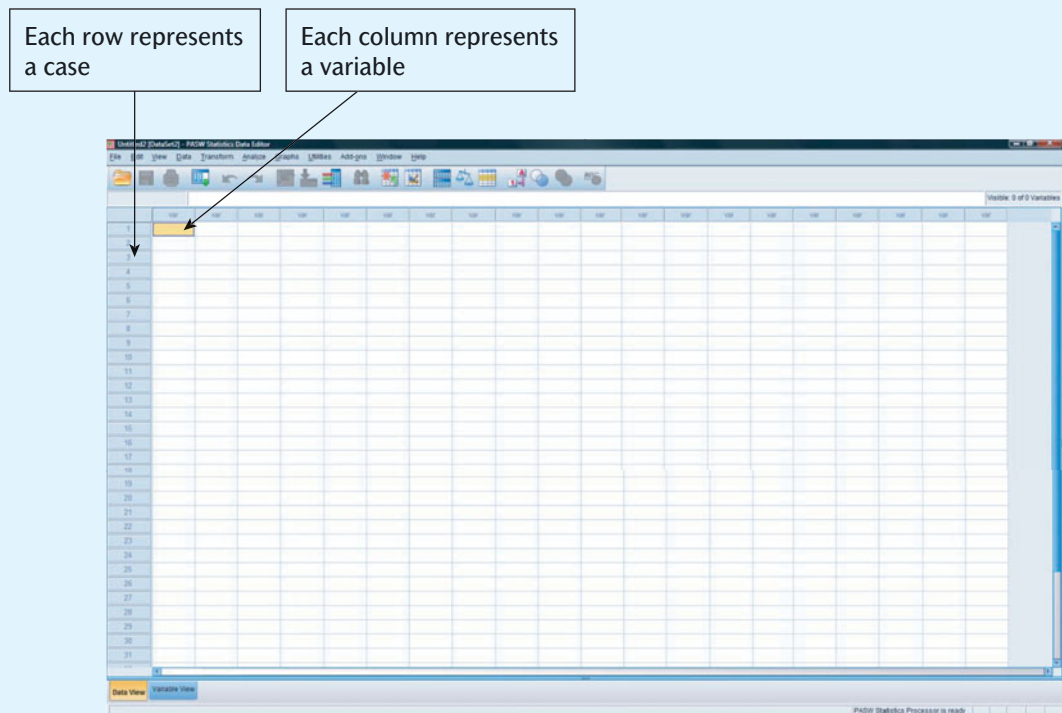


Plate 16.2

The Data Viewer with 'gym study' data entered

This row shows the data for the first person who answered the Gym Survey questionnaire

	var00001	var00002	var00003	var00004	var00005	var00006	var00007	var00008	var00009	var00010	var00011	var00012	var	var	var	var	var	var	var	var
1	1.00	21.00	2.00	1.00	1.00	3.00	1.00	2.00	0	33.00	17.00	5.00								
2	2.00	44.00	1.00	3.00	1.00	4.00	3.00	1.00	2.00	10.00	23.00	10.00								
3	2.00	19.00	3.00	1.00	2.00	2.00	1.00	1.00	1.00	27.00	18.00	12.00								
4	2.00	27.00	3.00	2.00	1.00	2.00	1.00	2.00	0	30.00	17.00	3.00								
5	1.00	57.00	2.00	1.00	3.00	2.00	3.00	1.00	4.00	22.00	0	15.00								
6	2.00	27.00	3.00	1.00	1.00	3.00	1.00	1.00	3.00	34.00	17.00	0								
7	1.00	39.00	5.00	2.00	1.00	5.00	1.00	5.00	1.00	5.00	17.00	48.00	10.00							
8	2.00	36.00	3.00	1.00	2.00	2.00	2.00	1.00	1.00	25.00	18.00	7.00								
9	1.00	37.00	2.00	1.00	1.00	3.00	1.00	2.00	0	34.00	15.00	0								
10	2.00	51.00	2.00	2.00	2.00	4.00	3.00	2.00	0	16.00	18.00	11.00								
11	1.00	24.00	5.00	2.00	1.00	3.00	1.00	1.00	1.00	0	42.00	16.00								
12	2.00	29.00	2.00	1.00	2.00	3.00	1.00	2.00	0	34.00	22.00	13.00								
13	1.00	20.00	5.00	1.00	1.00	2.00	1.00	2.00	0	22.00	31.00	7.00								
14	2.00	22.00	2.00	1.00	3.00	4.00	2.00	1.00	3.00	37.00	14.00	12.00								
15	***	**	***	***	***	***	***	***	***	***	***	***								
16	2.00	41.00	3.00	1.00	2.00	2.00	3.00	1.00	4.00	22.00	7.00	10.00								
17	1.00	25.00	5.00	1.00	1.00	3.00	1.00	1.00	1.00	21.00	29.00	4.00								
18	2.00	46.00	3.00	1.00	2.00	4.00	2.00	1.00	4.00	19.00	8.00	11.00								
19	1.00	30.00	3.00	1.00	1.00	5.00	1.00	2.00	0	23.00	8.00	6.00								
20	1.00	25.00	6.00	2.00	1.00	3.00	1.00	1.00	1.00	23.00	19.00	0								
21	2.00	24.00	2.00	1.00	1.00	3.00	2.00	1.00	2.00	29.00	7.00	6.00								
22	2.00	39.00	1.00	2.00	3.00	5.00	1.00	2.00	0	17.00	0	9.00								
23	1.00	44.00	3.00	1.00	1.00	3.00	2.00	1.00	2.00	22.00	8.00	5.00								
24	1.00	0	1.00	2.00	2.00	4.00	2.00	1.00	4.00	15.00	10.00	4.00								
25	2.00	18.00	3.00	1.00	2.00	3.00	1.00	2.00	1.00	18.00	7.00	10.00								
26	1.00	41.00	3.00	1.00	1.00	3.00	1.00	2.00	0	34.00	10.00	4.00								
27	2.00	38.00	2.00	1.00	2.00	5.00	3.00	1.00	2.00	24.00	14.00	10.00								
28	1.00	25.00	2.00	1.00	1.00	2.00	1.00	2.00	0	48.00	22.00	7.00								
29	1.00	41.00	5.00	2.00	1.00	3.00	1.00	1.00	2.00	17.00	27.00	0								
30	2.00	39.00	3.00	1.00	2.00	2.00	2.00	2.00	0	32.00	13.00	10.00								
31	2.00	29.00	3.00	1.00	3.00	2.00	1.00	2.00	0	31.00	0	7.00								

bring up what is called, following Bryman and Cramer (2011), a *sub-dialog box*.

5. You then provide the information in the sub-dialog box and then go back to the dialog box. Sometimes, you will need to bring up a further sub-dialog box and then go back to the dialog box.

When you have finished going through the entire procedure, → **OK**. The toolbar beneath the menu bar allows shortcut access to certain SPSS operations.

Defining variables: variable names, missing values, variable labels, and value labels

Once you have finished entering your data, you need to define your variables. The following steps will allow you to do this:

1. → the **Variable View** tab at the bottom of the **Data Viewer** (opens the **Variable Viewer** shown in Plate 16.3).

2. To provide a variable name, click on the current variable name (e.g. **var00003**) and type the name you want to give it (e.g. **reasons**). Remember that this name must be no more than eight characters and you *cannot* use spaces.
3. You can then give your variable a more detailed name, known in SPSS as a variable label. To do this, → cell in the **Label** column relating to the variable for which you want to supply a variable label. Then, simply type in the variable label (i.e. **reasons for visiting**).
4. Then you will need to provide 'value labels' for variables that have been given codes. The procedure generally applies to variables that are not interval/ratio variables. The latter, which are numeric variables, do not need to be coded (unless you are grouping them in some way). To assign value labels, → in the **Values** column relating to the variable you are working on. A small button with three dots on it will appear. → the button. The **Value Labels** dialog box will appear (see Plate 16.4). → the box to the right of **Value** and begin to define the value labels. To do this, enter the value

Plate 16.3

The Variable Viewer

To create **Missing Values** for **var00003**, click here. A little button with 3 dots will appear

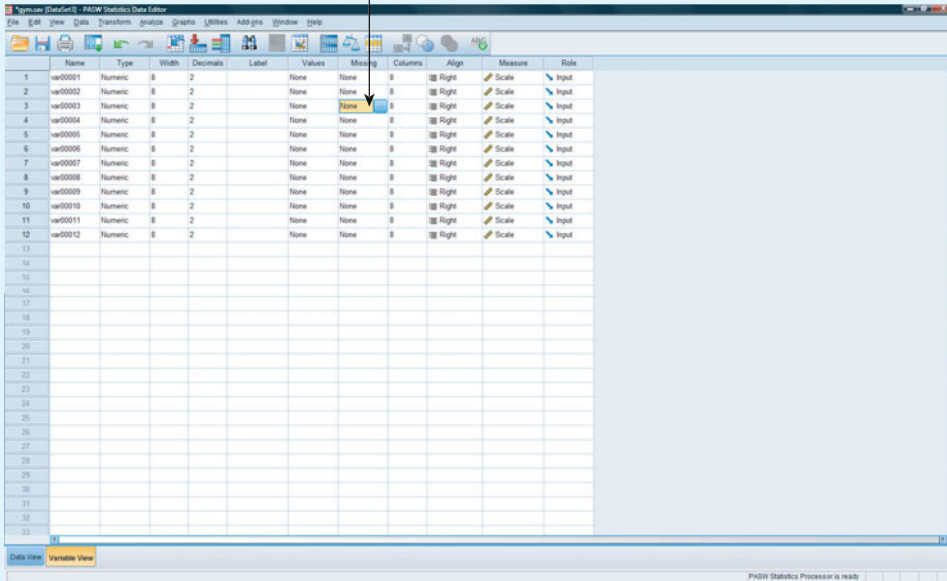


Plate 16.4

The Value Labels dialog box

Remember to click on **Add** after entering each **Value** and **Label**

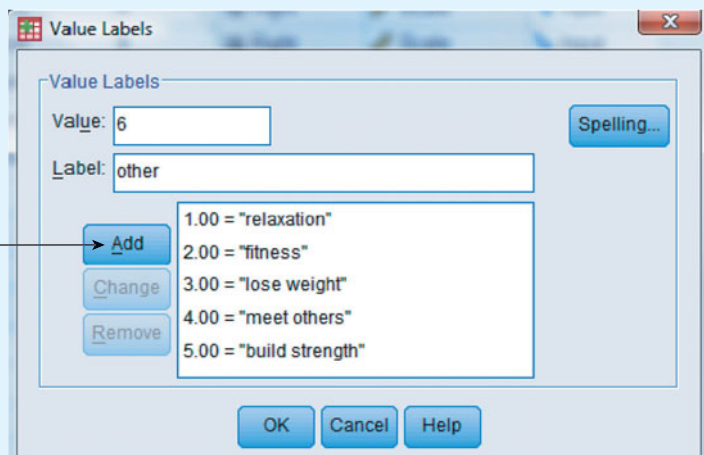
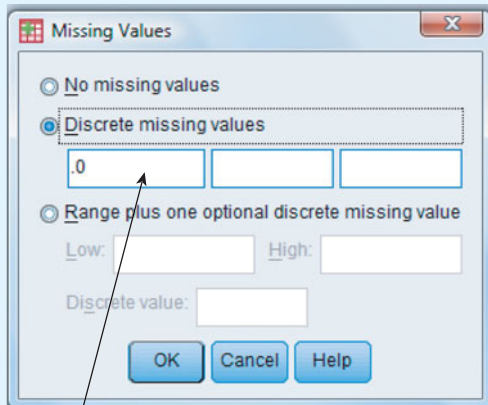


Plate 16.5

The Missing Values dialog box



Designates 0 as the missing value for the variable in question

(e.g. 1) in the area to the right of **Value** and then the value label (e.g. **relaxation**) in the area to the right of **Label**. Then → **Add**. Do this for each value. When you have finished → **OK**.

5. You will then need to inform SPSS of the value that you have nominated for each variable to indicate a missing value. In the case of *reasons*, the value is 0 (zero). To assign the missing value, → the cell for this variable in the **Missing** column. Again, → the button that will appear with three dots on it. This will generate the **Missing Values** dialog box (see Plate 16.5). In the **Missing Values** dialog box, enter the missing value (0) below **Discrete missing values:** and then → **OK**.

In order to simplify the following presentation, *reasons* will be the only variable for which a variable label will be defined.

Recoding variables

Sometimes you need to recode variables—for example, when you want to group people. You would need to do this in order to produce a table like Table 15.3 for an interval/ratio variable like **var00002**, which we will give the variable name *age*. SPSS offers two choices: you can recode *age* so that it will be changed in the **Data Viewer**, or you can keep *age* as it is and create a new variable. This latter option is desirable whenever you want to pre-

serve the variable in question as well as create a new one. Since we may want to carry out analyses involving *age* as an interval/ratio variable, we will recode it so that a new variable, which we will call *agegp*, for *age groups*, will be created. The aim of the following operations is to create a new variable—*agegp*—which will comprise five age bands, as in Table 15.3.

1. → **Transform** → **Recode** → **Into Different Variables** . . . [opens **Recode into Different Variables** dialog box shown in Plate 16.6]
2. → *age* → [puts *age* in **Numeric Variable -> Output Variable:** box] → box beneath **Output Variable Name:** and type *agegp* → **Change** [puts *agegp* in the **Numeric Variable -> Output Variable:** box] → **Old and New Values** . . . [opens **Recode into Different Variables: Old and New Values** sub-dialog box shown in Plate 16.7]
3. → the circle by **System-** or **user-missing** and by **System-missing** under **New Value**, if you have missing values for a variable, which is the case for this variable
4. → circle by **Range, LOWEST through value:** and type 20 in the box → box by **Value** under **New Value** and type 1 → **Add** [the new value will appear in the **Old -> New:** box]
5. → first box by **Range:** and type 21 and in box after **through** type 30 → box by **Value** under **New Value** and type 2 → **Add**
6. → first box by **Range:** and type 31 and in box after **through** type 40 → box by **Value** under **New Value** and type 3 → **Add**
7. → first box by **Range:** and type 41 and in box after **through** type 50 → box by **Value** under **New Value** and type 4 → **Add**
8. → circle by **Range, value through HIGHEST** and type 51 in the box → box by **Value** in **New Value** and type 5 → **Add** → **Continue** [closes the **Recode into Different Variables: Old and New Values** sub-dialog box shown in Plate 16.7 and returns you to the **Recode into Different Variables** dialog box shown in Plate 16.6]
9. → **OK**

The new variable *agegp* will be created and will appear in the **Data Viewer**. You would then need to generate **value labels** for the five age bands and possibly a **variable label** using the approach described above.

Computing a new variable

A person's total amount of time spent in the gym is made up of three variables: *cardmins*, *weimins*, and *othmins*.

Plate 16.6

The Recode into Different Variables dialog box

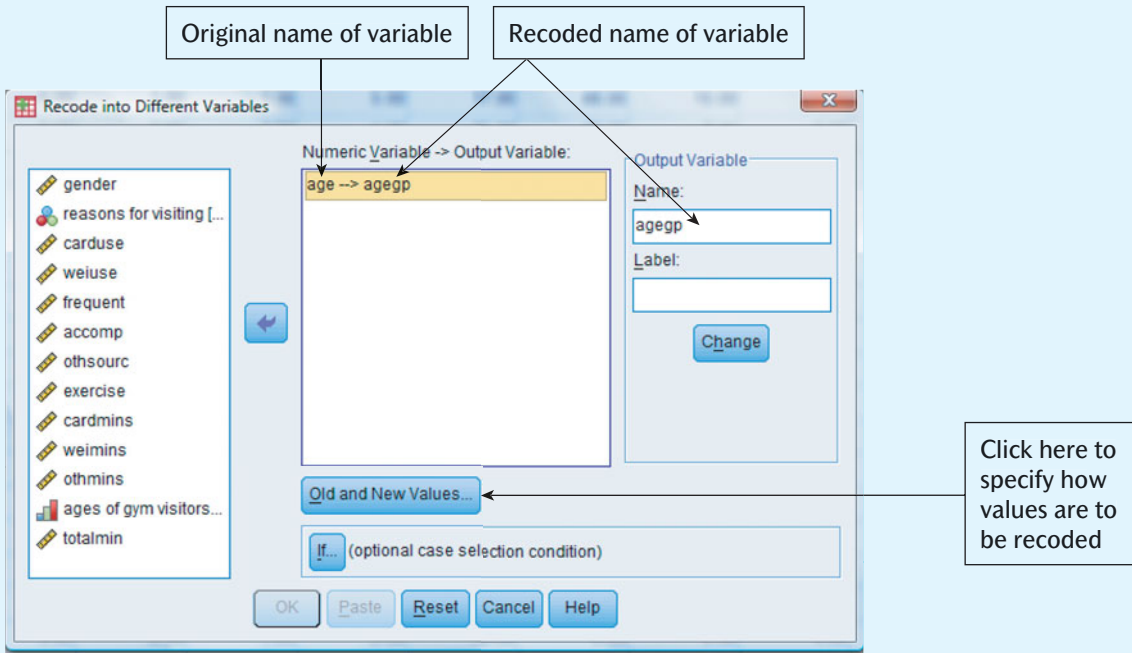


Plate 16.7

The Recode into Different Variables: Old and New Values sub-dialog box

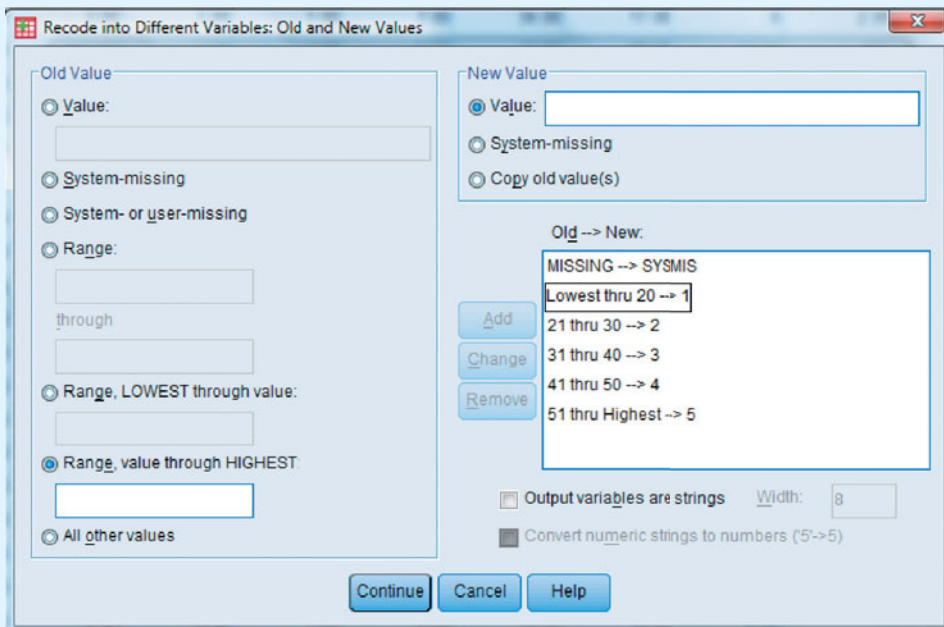
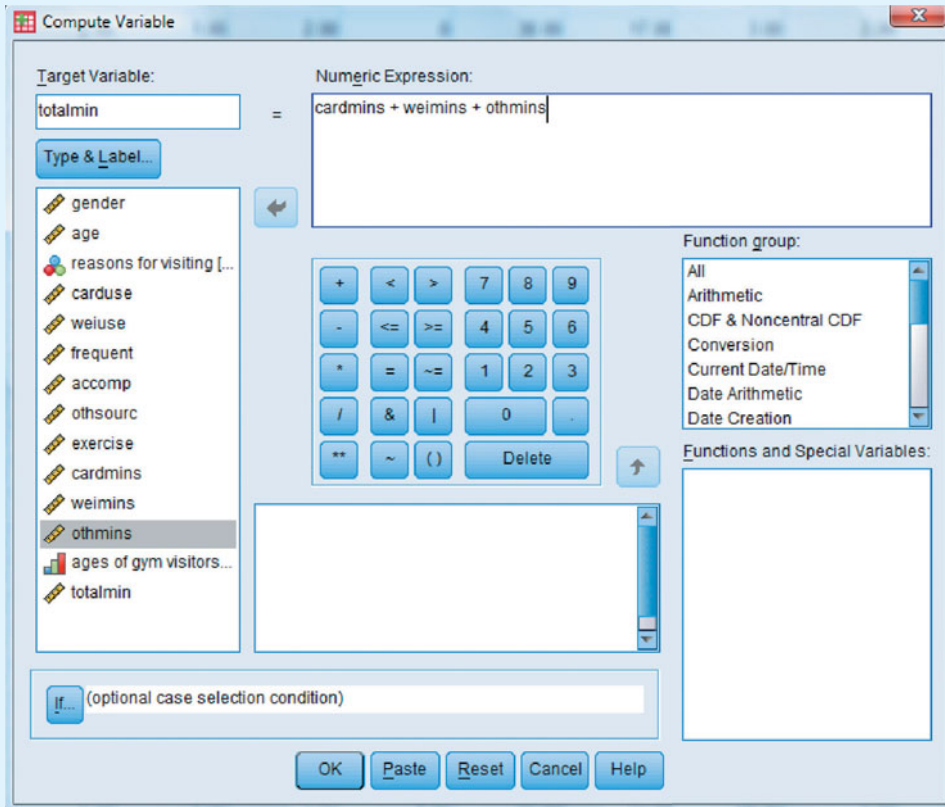


Plate 16.8

The Compute Variable dialog box



If we add these up, we should arrive at the total number of minutes spent on activities in the gym. In so doing, we will create a new variable *totalmin*. To do this, this procedure should be followed:

1. → **Transform** → **Compute . . .** [opens the **Compute Variable** dialog box shown in Plate 16.8]
2. under **Target Variable**: type *totalmin*

3. from the list of variables at the left, → *cardmins* [puts *cardmins* in box beneath **Numeric Expression**:] → **+** → *weimins* [puts *weimins* after + sign] → **+** button; → *othmins* [puts *othmins* after + sign]

4. → **OK**

The new variable *totalmin* will be created and will appear in the **Data Editor**.

Now at last, we can begin to analyse the data!



Data analysis with SPSS

Generating a frequency table

To produce a frequency table like the one in Table 15.2:

1. → **Analyze** → **Descriptive Statistics** → **Frequencies . . .** [opens the **Frequencies** dialog box shown in Plate 16.9]

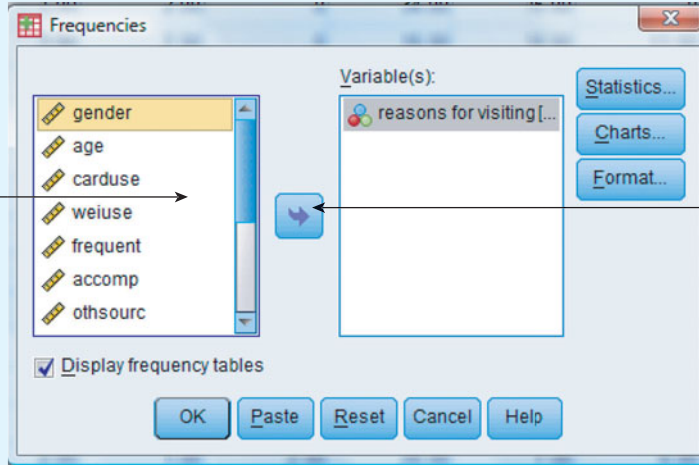
2. → *reasons for visiting* → **+** [puts *reasons for visiting* in **Variable[s]**: box]

3. → **OK**

The table will appear in the **Output Viewer** (see Plate 16.10).

Plate 16.9

The Frequencies dialog box

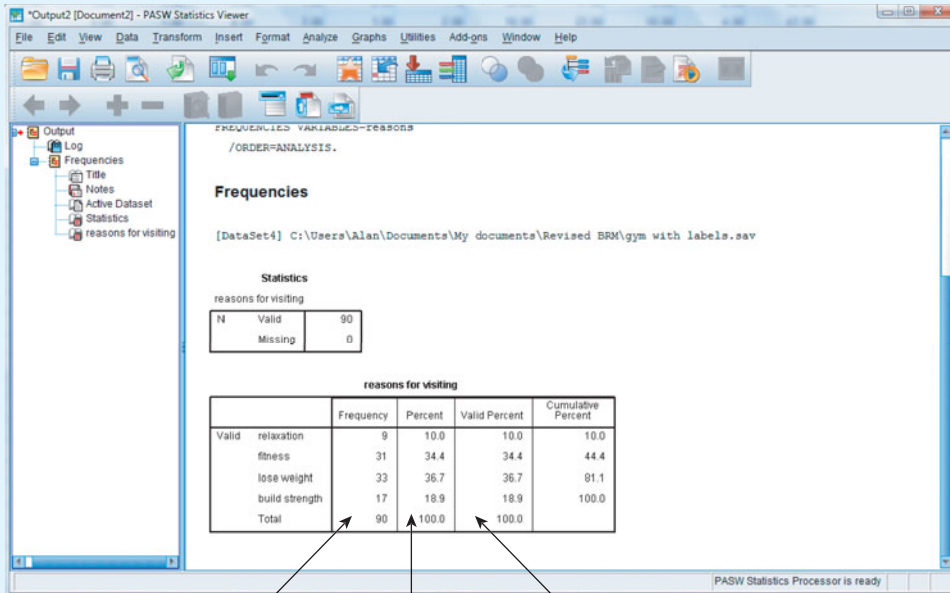


1. Select variable(s) to be analysed from here

2. Click here to send the selected variable(s) into the Variable(s): list

Plate 16.10

The Output Viewer with Frequency table



Number of cases in each category

Percentage of cases in each category

Percentage of cases in each category taking missing values into account

Note that in the **Frequencies** dialog box, variables that have been assigned labels will appear in terms of their variable labels, but those that have not been assigned labels will appear in terms of their variable names. This is a feature of all dialog boxes produced via **Analyze** and **Graphs** (see below).

Generating a bar chart

To produce a bar chart like the one in Figure 15.2:

1. → **Graphs** → **Chart Builder . . .** [opens **Chart Builder** dialog box shown in Plate 16.11]
2. → **Bar** below **Choose from:** and then → the simple bar format in the top left-hand corner of the **Gallery** and drag and drop it into the area above it. Then → **age** and drag and drop in the same way as for a bar chart.
3. → **reasons for visiting** from below **Variables:** and drag and drop into area marked in blue **X-Axis?**
4. → **OK**

Generating a pie chart

To produce a pie chart like the one in Figure 15.3:

1. → **Graphs** → **Chart Builder . . .** [opens the **Chart Builder** dialog box shown in Plate 16.12] → **Pie/Polar** below **Choose from:** and then → the pie chart format in the top left-hand corner of the **Gallery** and drag and drop it into the area above it.
2. → **reasons for visiting** from below **Variables:** and drag and drop into area marked in blue **Slice by?**
3. → **OK**

In order to include percentages, as in Figure 15.3, *double-click* anywhere in the chart in order to bring up the **Chart Editor**. The chart will appear in the **Chart Editor** and the main figure will become opaque. Then → **Elements** and then → **Show Data Labels**. The **Properties** sub-dialog box will appear (see Plate 16.12). Then to have labels and percentages as in Figure 15.3, rather

than frequencies ('counts'), which is the default, select **Percent**.


Your chart will be in colour, but, if you have access only to a monochrome printer, you can change your pie chart into patterns, which allows the slices to be clearer. This can be done through the **Chart Editor**.

Generating a histogram

In order to generate a histogram for an interval/ratio variable like *age*, → **Graphs** → **Histogram** below **Choose from:** and then → the histogram format in the top left-hand corner of the **Gallery** and drag and drop it into the area above it. Then → **age** and drag and drop it in the same way as for a bar chart. This procedure will generate a histogram whose age bands are defined by the software. By double-clicking on the diagram, the histogram can be edited using the **Chart Editor**. For example, colours can be changed or patterns inserted.

Generating the arithmetic mean, median, standard deviation, the range, and boxplots

To produce the mean, median, standard deviation, and the range for an interval/ratio variable like *age*, the following steps should be followed:

1. → **Analyze** → **Descriptive Statistics** → **Explore . . .** [opens the **Explore** dialog box]
2. → **age** →  to the left of **Dependent List:** [puts *age* in the **Dependent List:** box] → **Statistics** under **Display** → **OK**

The output will also include the 95 per cent confidence interval for the mean, which is based on the standard error of the mean. The output can be found in Table 16.1. If you select **Plots . . .**, the **Explore: Plots** sub-dialog box will come up and you can elect to generate a histogram. To do this, you will need to select either **Both** or **Plots** under **Display** on the **Explore** dialog box. In addition, selecting **Both** or **Plots** will produce two further types of figure, one of which is a boxplot, which was covered in Chapter 15.

Plate 16.11

Creating a bar chart with the Chart Builder

3. Select variable from here and drag and drop here

Chart Builder

Variables: *Chart preview uses example data*

- gender
- age
- reasons for visiti...
- carduse
- weeuse
- frequent
- accomp
- othsourc
- exercise

relaxation

fitness

Gallery Basic Elements Groups/Point ID Titles/Footnotes

Choose from:

Favorites

Bar

Line

Area

Pie/Polar

Scatter/Dot

Histogram

High-Low

Boxplot

Dual Axes

Element Properties...

Options...

OK Paste Reset Cancel Help

1. Select type of chart from here (in this case **Bar**)

2. Select format of graph here and drag and drop to here

Plate 16.12

Creating a pie chart with the Chart Builder and Properties box

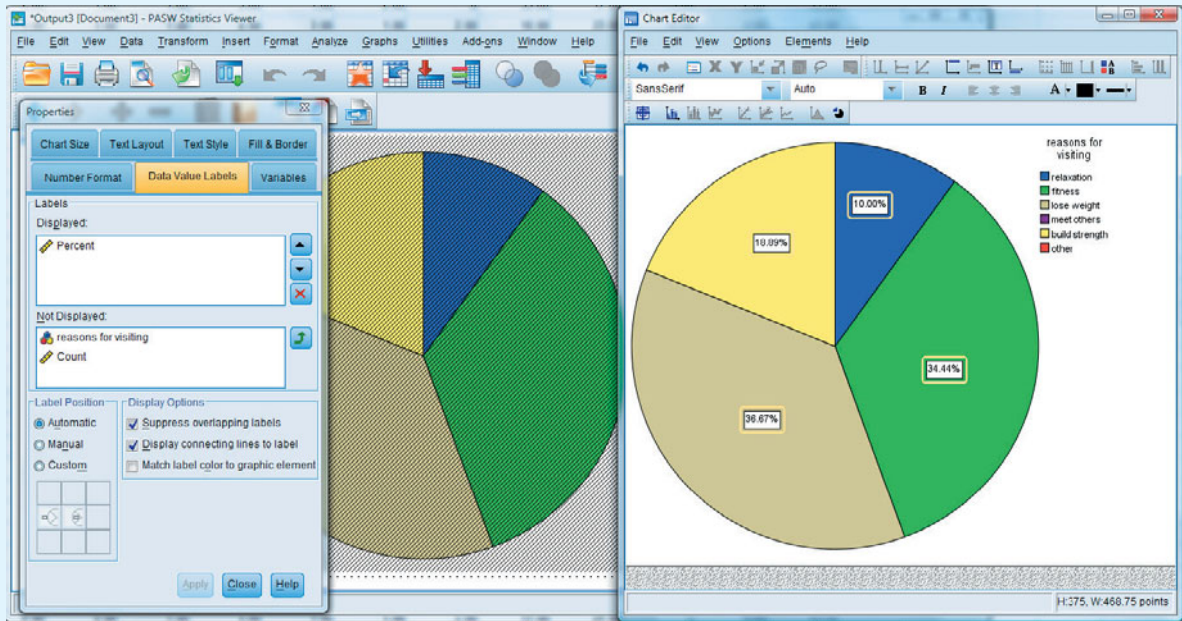


Table 16.1

Explore output for age (SPSS output)

Explore

Case Processing Summary

	Cases					
	Valid		Missing		Total	
	N	Percent	N	Percent	N	Percent
age	89	98.9%	1	1.1%	90	100.0%

Descriptives

		Statistic	Std. Error
age	Mean	33.5955	.94197
	95% Confidence Interval for Mean	Lower Bound 31.7235 Upper Bound 35.4675	
	5% Trimmed Mean	33.3159	
	Median	31.0000	
	Variance	78.971	
	Std. Deviation	8.88656	
	Minimum	18.00	
	Maximum	57.00	
	Range	39.00	
	Interquartile Range	14.00	
	Skewness	.446	.255
	Kurtosis	-.645	.506

Generating a contingency table, chi-square, and Cramér's V

In order to generate a contingency table, like that in Table 15.4, along with a chi-square test and Cramér's V, the following procedure should be followed:

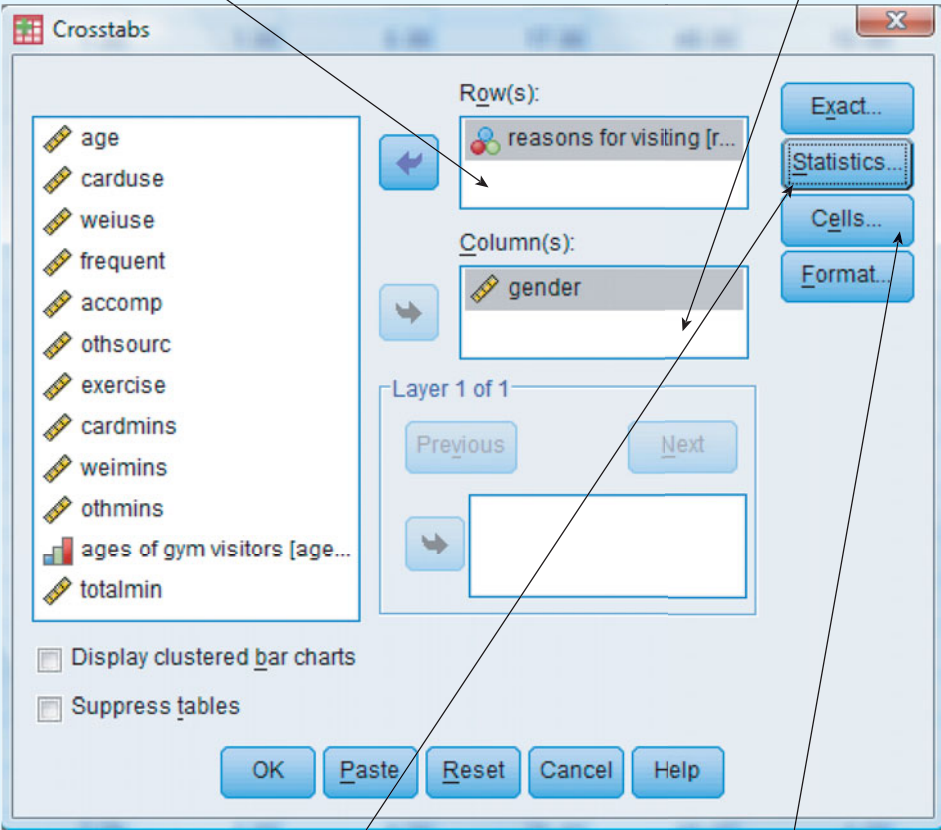
1. → **Analyze** → **Descriptive Statistics** → **Crosstabs . . .** [opens the Crosstabs dialog box shown in Plate 16.13]
2. → **reasons for visiting** → **by Row[s]** [reasons for visiting will appear in the Row[s]: box] →

Plate 16.13

The Crosstabs dialog box

Select and place here the variable that will make up the rows. This will be the dependent variable if it is possible and legitimate to make a claim about likely causality

Select and place here the variable that will make up the columns. This will be the independent variable if it is possible and legitimate to make a claim about likely causality

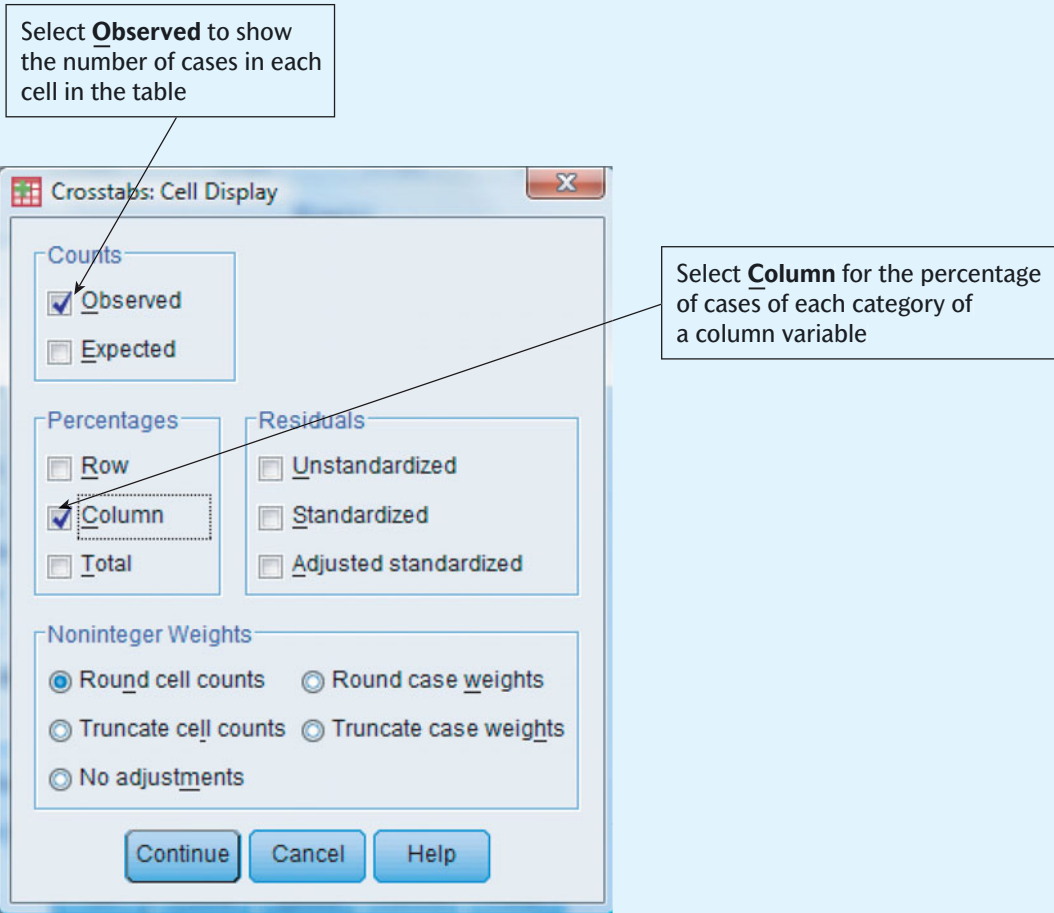



Click here to bring up the **Crosstabs: Statistics** sub-dialog box (Plate 16.15) in order to select chi-square and other measures of association that often accompany contingency tables

Click here to bring up the **Crosstabs: Cell Display** sub-dialog box (Plate 16.14) to select the kinds of information that will be included in each cell, such as column percentages

Plate 16.14

The Crosstabs: Cell Display sub-dialog box



gender →  by Column[s]: [*gender* will appear in the Column[s]: box] → **C**ells... [opens **Crosstabs: Cell Display** sub-dialog box shown in Plate 16.14]

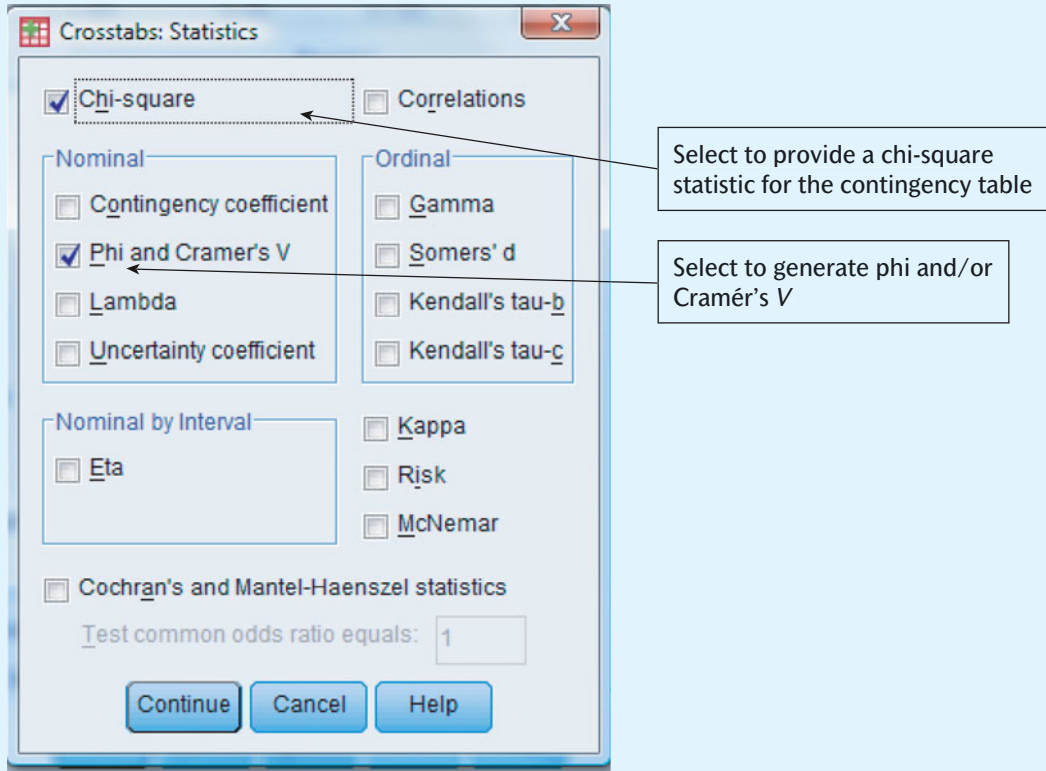
3. Make sure **O**bserved in the **C**ounts box has been selected. Make sure **C**olumn under **P**ercentages has been selected. If either of these has not been selected, simply click at the relevant point. → **C**ontinue [closes **Crosstabs: Cell Display** sub-dialog box and returns you to the **Crosstabs** dialog box shown in Plate 16.13]
4. → **S**tatistics... [opens the **Crosstabs: Statistics** sub-dialog box shown in Plate 16.15]
5. → **C**hi-square → **P**hi and **C**ramér's *V* → **C**ontinue [closes **Crosstabs: Statistics** sub-dialog box and returns you to the **Crosstabs** dialog box shown in Plate 16.13]
6. → **O**K

The resulting output can be found in Table 16.2.

If you have a table with two dichotomous variables, you would use the same sequence of steps to produce phi.

Plate 16.15

The Crosstabs: Statistics sub-dialog box



Generating Pearson's r and Spearman's ρ

To produce Pearson's r in order to find the correlations between *age*, *cardmins*, and *weimins*, follow these steps:

1. → **Analyze** → **Correlate** → **Bivariate...** [opens **Bivariate Correlations** dialog box shown in Plate 16.16]
2. → *age* → → *cardmins* → → *weimins* → [age, cardmins, and weimins should now be in the **Variables:** box] → **Pearson** [if not already selected] → **OK**

The resulting output is in Table 16.3.

To produce correlations with Spearman's ρ , follow the same procedure, but, instead of selecting **Pearson**, you should → **Spearman** instead.

Generating scatter diagrams

Scatter diagrams, known as *scatterplots* in SPSS, are produced in the following way. Let us say that we want to plot the relationship between *age* and *cardmins*. There is a convention that, if one variable can be identified as likely to be the independent variable, it should be placed on the x axis—that is, the horizontal axis. Since *age* is bound to be the independent variable, we would follow these steps:

1. → **Graphs** → **Chart Builder** [opens the **Chart Builder** dialog box shown in Plate 16.17]
2. → **Scatter/Dot** from below **Choose from:**. Then select from the scatter diagram formats, the basic format which is in the top left-hand corner and drag and drop into the area above the scatter diagram formats
3. → *cardmins* and drag and drop into area designated **Y-Axis?** and → *age* and drag and drop into area designated **X-Axis?** (see Plate 16.17)

Table 16.2

Contingency table for reasons for visiting by gender (SPSS output)

Case Processing Summary

	Cases					
	Valid		Missing		Total	
	N	Percent	N	Percent	N	Percent
reasons for visiting * gender	90	100.0%	0	.0%	90	100.0%

reasons for visiting * gender Crosstabulation

			gender		Total
			Male	Female	
reasons for visiting	relaxation	Count % within gender	3 7.1%	6 12.5%	9 10.0%
	fitness	Count % within gender	15 35.7%	16 33.3%	31 34.4%
	lose weight	Count % within gender	8 19.0%	25 52.1%	33 36.7%
	build strength	Count % within gender	16 38.1%	1 2.1%	17 18.9%
Total		Count % within gender	42 100.0%	48 100.0%	90 100.0%

Chi-Square Tests

	Value	df	Asymp. Sig. (2-sided)
Pearson Chi-Square	22.726 ^a	3	.000
Likelihood Ratio	25.805	3	.000
Linear-by-Linear Association	9.716	1	.002
N of Valid Cases	90		

a. 2 cells (25.0%) have expected count less than 5.
The minimum expected count is 4.20.

Interpret the Pearson Chi-Square values for information about chi-square

Symmetric Measures

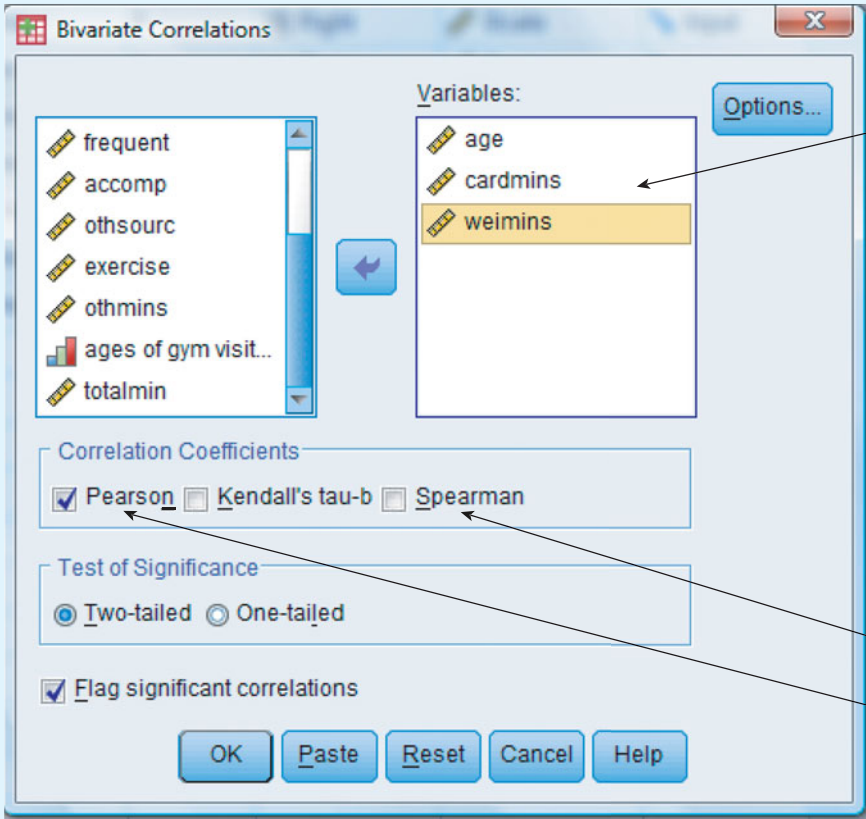
		Value	Approx. Sig.
Nominal by Nominal	Phi	.503	.000
	Cramer's V	.503	.000
N of Valid Cases		90	

Shows the strength of the relationship between the variables

Shows the level of statistical significance of the computed value of Cramér's V

Plate 16.16

The Bivariate Correlations dialog box



All variables to be correlated go here

Select **Pearson** or **Spearman** depending on the kinds of variables being analysed

Table 16.3

Correlations output for age, weimins, and cardmins (SPSS output)

Correlations

Correlations

		age	cardmins	weimins
age	Pearson Correlation	1	-.109	-.273**
	Sig. (2-tailed)		.311	.010
	N	89	89	89
cardmins	Pearson Correlation	-.109	1	-.161
	Sig. (2-tailed)	.311		.130
	N	89	90	90
weimins	Pearson Correlation	-.273**	-.161	1
	Sig. (2-tailed)	.010	.130	
	N	89	90	90

Correlations of $p < 0.05$ are 'flagged' with asterisks

Shows number of cases involved in the calculation of a correlation, less any cases for which there are missing values for either or both variables

** . Correlation is significant at the 0.01 level (2-tailed)

Shows strength of relationship between variables as indicated by Pearson's r

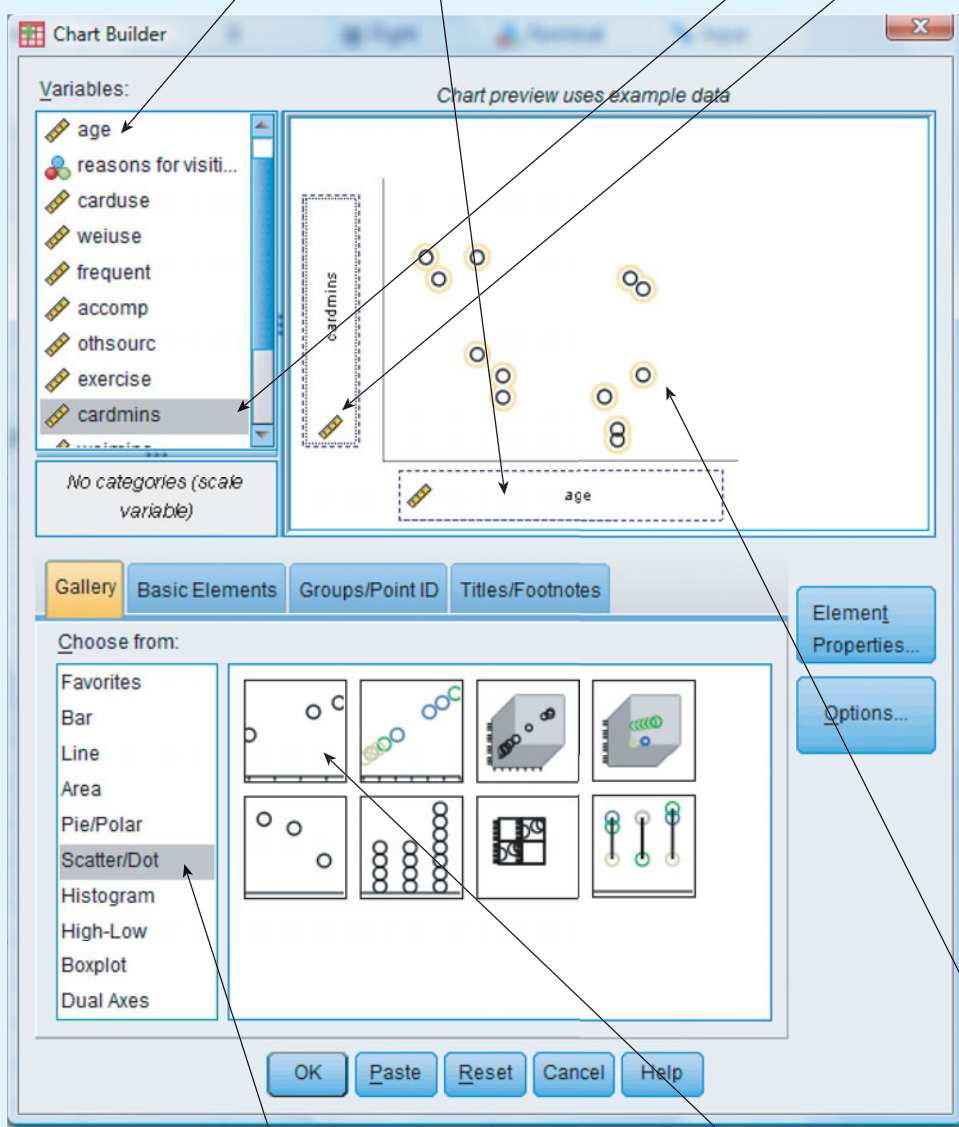
Shows level of statistical significance of computed value of Pearson's r

Plate 16.17

Creating a scatter diagram with the Chart Builder

3. Select independent variable from here and drag and drop to here

4. Select dependent variable from here and drag and drop to here

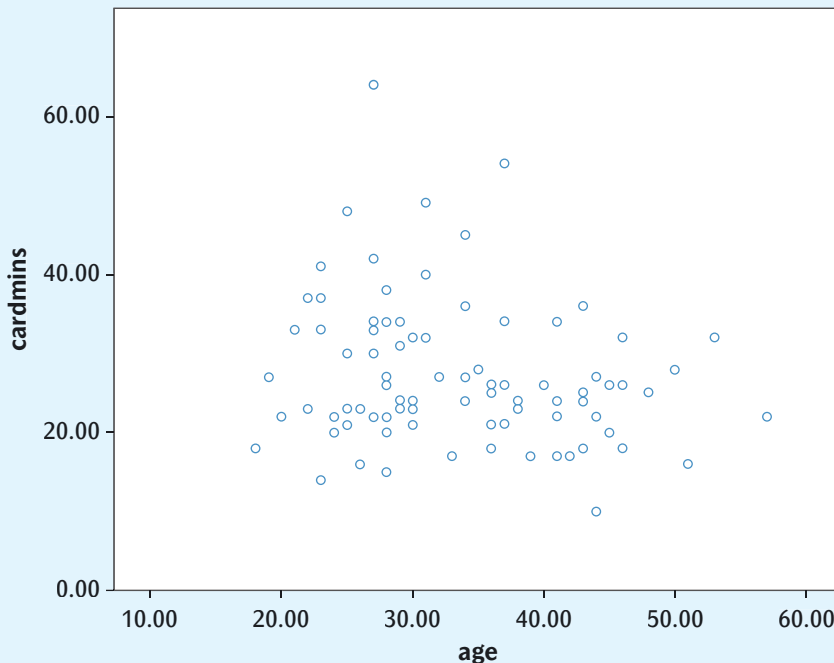


1. Select type of chart from here

2. Select format of scatterplot from here and drag and drop to here

Figure 16.1

Scatter diagram showing the relationship between *age* and *cardmins* (SPSS output)



A default scatter diagram is shown in Figure 16.1. The scatter diagram can then be edited by bringing up the **Chart Editor**. For example, the type and size of the markers can be changed by clicking anywhere in the chart in the **Chart Editor**. This brings up a **Properties** sub-dialog box, which allows a variety of changes to the appearance of the diagram, such as colour and the nature of the points on the plot.

Comparing means and eta

To produce a table like Table 15.5, these steps should be followed:

1. → **Analyze** → **Compare Means** → **Means . . .** [opens the **Means** dialog box shown in Plate 16.18]
2. → *cardmins* → to the left of **Dependent List:** → **reasons for visiting** → to the left of **Independent List:** → **Options . . .** [opens the **Means: Options** sub-dialog box]
3. → **Anova table and eta** underneath **Statistics for First Layer** → **Continue** [closes the **Means: Options**

sub-dialog box and returns you to the **Means** dialog box shown in Plate 16.18] → **OK**

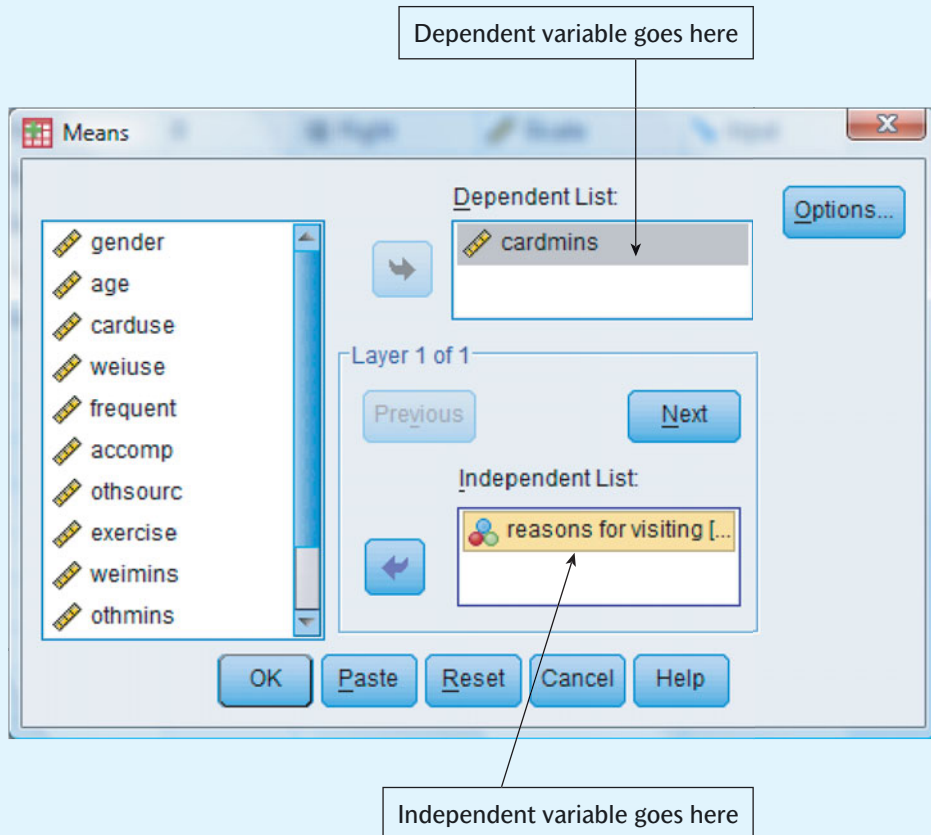
Generating a contingency table with three variables

To create a table like that in Table 15.7, you would need to follow these steps:

1. → **Analyze** → **Descriptive Statistics** → **Crosstabs . . .** [opens the **Crosstabs** dialog box shown in Plate 16.13]
2. → *othsourc* → by **Row[s]** [*othsourc* will appear in the **Row[s]:** box]
3. → *age3* [this is the name we gave when we created a new variable with *age* recoded into three categories] → by **Column[s]:** [*age3* will appear in the **Column[s]:** box] → *gender* → beneath **Previous [gender** will appear in the box underneath **Layer 1 of 1**] → **Cells** [opens **Crosstabs: Cell Display** sub-dialog box shown in Plate 16.14]
4. Make sure **Observed** in the **Counts** box has been selected. Make sure **Column** under **Percentages** has

Plate 16.18

The Means dialog box



been selected. If either of these has not been selected, simply click at the relevant point. → **Continue** [closes **Crosstabs: Cell Display** sub-dialog box and returns you to the **Crosstabs** dialog box shown in Plate 16.13]

5. → OK

The resulting table will look somewhat different from Table 15.7 in that gender will appear as a row rather than as a column variable.



Further operations in SPSS

Saving your data

You will need to save your data for future use. To do this, make sure that the **Data Editor** is the active window. Then,

→ **File** → **Save As . . .**

The **Save Data As** dialog box will then appear. You will need to provide a name for your data, which will be placed after **File name:** We called the file 'gym study'. You also need to decide where you are going to save the data—for example, onto a memory stick. To select the destination drive, → the downward pointing arrow to

the left of **Look in** and then select the drive and folder into which you want to place your data. Then → **S**ave.

Remember that this procedure saves your data *and* any other work you have done on your data—for example, value labels and recoded variables. If you subsequently use the data again and do more work on your data, such as creating a new variable, you will need to save the data again or the new work will be lost. SPSS will give you a choice of renaming your data, in which case you will have two files of data (one with the original data and one with any changes), or keeping the same name, in which case the file will be changed and the existing name retained.

Retrieving your data

When you want to retrieve the data file you have created, → **F**ile → **O**pen . . . The **Open File** dialog box will appear. You then need to go to the location in which you have deposited your data to retrieve the file containing

your data and then → **O**pen → **D**ata . . . A shortcut alternative to this procedure is to → the first button on the toolbar (it looks like an open file), which brings up the **Open File** dialog box.

Printing output

To print all the output in the **SPSS Output Viewer**, make sure that the **Output 1 – SPSS Viewer** is the active window and then → **F**ile → **P**rint . . . The **Print** dialog box will appear and then → **O**K. To print just some of your output, hold down the Ctrl button on your keyboard and click once on the parts you want to print. The easiest way to do this is to select all the elements you want in the output summary in the left-hand segment of the **Output Viewer** shown in Plate 16.10. Then bring up the **Print** dialog box. When the **Print** dialog box appears, make sure **Selection** under **Print range** has been selected. The third button on the toolbar (which appears as a printer) provides a shortcut to the **Print** dialog box.



Key points

- SPSS can be used to implement the techniques learned in Chapter 15, but learning new software requires perseverance and at times the results obtained may not seem to be worth the learning process.
- But it is worth it—it would take you far longer to perform calculations on a sample of around 100 than to learn the software.
- If you find yourself moving into much more advanced techniques, the time saved is even more substantial, particularly with large samples.
- It is better to become familiar with SPSS before you begin designing your research instruments, so you are aware of difficulties you might have in presenting your data in SPSS at an early stage.



Questions for review

Getting started in SPSS

- Outline the differences between: variable names, variable labels, and value labels.
- In what circumstances might you want to recode a variable?
- In what circumstances might you want to create a new variable?

Data analysis with SPSS

Using the gym survey data, create:

- a frequency table for *exercise*;
- a bar chart and pie chart for *exercise* and compare their usefulness;

- a histogram for *cardmins*;
- measures of central tendency and dispersion for *cardmins*;
- a contingency table and chi-square test for *exercise* and *gender*;
- Pearson's *r* for *age* and *cardmins*;
- Spearman's rho for *carduse* and *weiuise*;
- a scatter diagram for *age* and *cardmins*;
- a comparing means analysis for *totalmin* and *reasons for visiting*.



Online Resource Centre

www.oxfordtextbooks.co.uk/orc/brymansrm4e/

Visit the Online Resource Centre that accompanies this book to enrich your understanding of using SPSS for Windows. Consult web links, test yourself using multiple choice questions, and gain further guidance and inspiration from the Student Researcher's Toolkit.

This page intentionally left blank



Part Three

Part Three of this book is concerned with qualitative research. Chapter 17 sets the scene by exploring the main features of this research strategy. Chapter 18 explores the distinctive approach that qualitative researchers take towards sampling. Chapter 19 deals with ethnography and participant observation, which are among the main ways of collecting qualitative data. Chapter 20 is concerned with the kind of interviewing that is carried out in qualitative research. Chapter 21 addresses the focus group method, which is an increasingly popular technique that allows groups of people to be interviewed. Chapter 22 explores two approaches to the study of language in social research: conversation analysis and discourse analysis. Chapter 23 explores the types of documents with which qualitative researchers tend to be concerned and approaches to examining them. Chapter 24 examines different approaches to qualitative data analysis and offers advice on how it can be carried out. Chapter 25 shows you how to use computer software in the form of NVivo to conduct the kind of analysis discussed in Chapter 24.

These chapters will provide you with the essential tools for doing qualitative research. They will take you from the very general issues to do with the generic features of qualitative research to the very practical issues of conducting your own observational studies or interviews and analysing your own data.

This page intentionally left blank

17

The nature of qualitative research

Chapter outline

Introduction	380
The main steps in qualitative research	384
Theory and research	387
Concepts in qualitative research	388
Reliability and validity in qualitative research	389
Adapting reliability and validity for qualitative research	389
Alternative criteria for evaluating qualitative research	390
Recent discussions about quality criteria for qualitative research	393
Between quantitative and qualitative research criteria	394
Overview of the issue of criteria	397
The main preoccupations of qualitative researchers	399
Seeing through the eyes of the people being studied	399
Description and the emphasis on context	401
Emphasis on process	402
Flexibility and limited structure	403
Concepts and theory grounded in data	404
The critique of qualitative research	405
Qualitative research is too subjective	405
Difficult to replicate	405
Problems of generalization	406
Lack of transparency	406
Is it always like this?	407
Some contrasts between quantitative and qualitative research	407
Some similarities between quantitative and qualitative research	409
Feminism and qualitative research	410
<i>Key points</i>	412
<i>Questions for review</i>	413



Chapter guide

Qualitative research is a research strategy that usually emphasizes words rather than quantification in the collection and analysis of data. As a research strategy it is broadly inductivist, constructionist, and interpretivist, but qualitative researchers do not always subscribe to all three of these features. This chapter is concerned with outlining the main features of qualitative research, which has become an increasingly popular approach to social research. The chapter explores:

- the main steps in qualitative research; delineating the sequence of stages in qualitative research is more controversial than with quantitative research, because it exhibits somewhat less codification of the research process;
- the relationship between theory and research;
- the nature of concepts in qualitative research and their differences from concepts in quantitative research;
- how far reliability and validity are appropriate criteria for qualitative researchers and whether alternative criteria that are more tailored to the research strategy are necessary;
- the main preoccupations of qualitative researchers; five areas are identified in terms of an emphasis on: seeing through the eyes of research participants; description and context; process; flexibility and lack of structure; and concepts and theory as outcomes of the research process;
- some common criticisms of qualitative research;
- the main contrasts between qualitative and quantitative research;
- the stance of feminist researchers on qualitative research.

Introduction

I began Chapter 7 by noting that *quantitative* research had been outlined in Chapter 2 as a distinctive research strategy. Much the same kind of general point can be registered in relation to *qualitative* research. In Chapter 2 it was suggested that qualitative research differs from quantitative research in several ways. Most obviously, qualitative research tends to be concerned with words rather than numbers, but three further features were particularly noteworthy:

1. an inductive view of the relationship between theory and research, whereby the former is generated out of the latter (though see the section below on **abduction** as a qualification of this view);
2. an epistemological position described as interpretivist, meaning that, in contrast to the adoption of a natural scientific model in quantitative research, the stress is on the understanding of the social world through an examination of the interpretation of that world by its participants; and
3. an ontological position described as constructionist, which implies that social properties are outcomes of the interactions between individuals, rather than phenomena ‘out there’ and separate from those involved in its construction.

As Bryman and Burgess (1999) observe, although there has been a proliferation of writings on qualitative research since the 1970s, stipulating what it is and is not as a distinct research strategy is by no means straightforward. They propose three reasons for this state of affairs.

1. As a term ‘qualitative research’ is sometimes taken to imply an approach to social research in which quantitative data are not collected or generated. Many writers on qualitative research are critical of such a rendition of qualitative research, because (as we will see) the distinctiveness of qualitative research does not reside solely in the absence of numbers.
2. Qualitative research has comprised different traditions and stances over the years (see Thinking deeply 17.1).

Moreover, research is still conducted and published that fits well with the earliest of the stages identified by Denzin and Lincoln (2005b) in *Thinking deeply* 17.1. For example, Venkatesh's (2008) popular ethnography of drugs gangs in Chicago, while displaying some characteristics of experimental writing (Stage 5), has many of the features associated with the first two stages.

3. Sometimes, qualitative research is discussed in terms of the ways in which it differs from quantitative research. A potential problem with this tactic is that it means that qualitative research ends up being addressed in terms of what quantitative research is *not*.

Silverman (1993) has been particularly critical of accounts of qualitative research that do not acknowledge the variety of forms that the research strategy can assume. In other words, writers like Silverman are critical of attempts to specify the nature of qualitative research as a general approach (see also *Thinking deeply* 17.1).

However, unless we can talk to a certain degree about the nature of qualitative research, it is difficult to see how it is possible to refer to qualitative research as a distinctive research strategy. In much the same way that in Chapter 7 it was recognized that quantitative researchers employ different research designs, in writing about the characteristics of qualitative research we will need to be sensitive to the different orientations of qualitative researchers. Without at least a sense of what is common to a set of many if not most studies that might be described as qualitative, the very notion of qualitative research would be rendered problematic. Yet it is clear that, for many social scientists, it is a helpful and meaningful category that can be seen in a variety of ways. Examples are: the arrival of specialist journals, such as *Qualitative Sociology*, *Qualitative Research*, *Ethnography*, and *Qualitative Inquiry*; texts on qualitative research (e.g. Seale 1999; Silverman 2010); a *Handbook of Qualitative Research* (Denzin and Lincoln 1994, 2000, 2005a); and a series of books on different facets of qualitative research (the Sage Qualitative Research Methods Series).



Thinking deeply 17.1

The Nine Moments of Qualitative Research

Denzin and Lincoln (2005b) have suggested that qualitative research has progressed through a number of stages. They portray this as a history of qualitative research in North America. It is not clear why the stages are presented as relating only to North America, but the distinctions are worth drawing attention to because they relate closely to the suggestion that there are different traditions of qualitative research.

1. *The traditional period.* The early twentieth century up to the Second World War. This phase refers to the work of social anthropologists and the Chicago School. It refers to in-depth studies of 'slices of life' that portrayed those who were studied as strange or alien. It was heavily imbued with positivism.
2. *Modernist phase.* Post-Second World War to early 1970s. During this period, qualitative researchers built on the work of the traditional period but at the same time sought to enhance the rigour of qualitative enquiries and began to reflect on the nature of their craft. These investigations also showed a tendency towards positivism.
3. *Blurred genres.* 1970–86. This was a period when a variety of epistemological and ontological approaches, as well as theoretical ideas, were being explored as plausible bases for qualitative enquiries. According to Denzin and Lincoln, we see in this period a continued proclivity towards positivism, but with the beginnings of an interpretivist self-consciousness, influenced by Geertz's (1973a) insistence that qualitative researchers are involved in interpretations of the interpretations of those on whom they conduct their investigations.
4. *Crisis of representation.* Mid-1980s onwards. Most of the key writings associated with this moment occurred in the 1980s. It refers to a period in which qualitative social researchers in general (though much of the writing stemmed initially from social anthropology) developed greater self-awareness concerning in particular the fact that their accounts of their fieldwork are just one way of representing reality and that, moreover, their representations are heavily influenced by their social locations. The 'crisis of representation' then is the recognition that the researcher's written work has limited scientific authority. These ideas will be encountered again in the section on 'Writing ethnography' in Chapter 19.

The next three phases refer to 'a triple crisis' stemming from the fourth moment above.

5. *Postmodern period of experimental ethnographic writing*. Mid-1990s. Heavily influenced by postmodernism (see Key concept 17.1), work under this heading is characterized by an awareness of the different ways of representing research participants (often referred to as 'the other') when writing up findings. Qualitative researchers have tried different ways of representing the people on whom they conduct their investigations.
6. *Post-experimental enquiry*. 1995–2000. This period is associated mainly with the emergence of AltaMira Press, a publisher of qualitative research that encourages experimental and interdisciplinary writing. It describes itself as having a 'focus on interdisciplinary work, breaking long-standing boundaries' (www.altamirapress.com/RLA/About (accessed 11 October 2010)).
7. *The methodologically contested present*. 2000–4. This refers to a period in which there is considerable disagreement about how qualitative research should be conducted and the directions it should be heading. It is very much associated with the arrival of journals like *Qualitative Inquiry* and *Qualitative Research* that provide forums for these debates. While Denzin and Lincoln (2005b) date this period as 2000–4, there is a great deal of evidence to suggest that the contested methodological differences have not abated. One of the areas that has been a focus of the ongoing debates has been the issue of research quality criteria in relation to qualitative studies.
8. *Now*. 2005–. This period is characterized by a backlash against qualitative research with a reassertion in government circles of the value of traditional science. Some of these pressures are reviewed in Bryman (2008a).
9. *The fractured future*. Lincoln and Denzin (2005: 1123) also speculate about what the immediate future holds: 'Randomized field trials . . . will occupy the time of one group of researchers while the pursuit of a socially and culturally responsive, communitarian, justice-oriented set of studies will consume the meaningful working moments of the other.'

This timeline of phases is useful because it highlights the difficulty of characterizing 'qualitative research'. As Silverman (1993) observes, the term covers a number of different research methods and approaches to qualitative data that differ considerably. On the other hand, Denzin and Lincoln's 'moments' have to be treated with some caution. First, it has to be borne in mind that work that could be depicted in terms very similar to the first two phases continues to be conducted. Indeed, many of the qualitative investigations that serve as illustrations in Part Three are of this type. Although qualitative researchers may be more self-conscious nowadays about their influence on the research process and the significance of how they write, many qualitative studies are still characterized by realism, at least to some degree. Second, Denzin and Lincoln's later phases are associated too much with particular events—the arrival of a new publisher or new journals—which looks strange when viewed in relation to the several decades with which the earlier moments are associated. Third, their ninth and final moment seems to be concerned with a rift in social research in general rather than within qualitative research as such.



Key concept 17.1

What is postmodernism?

As noted in the main text, postmodernism is extremely difficult to pin down. Part of the problem is that, as an approach, postmodernism is at least two things. One is that it is an attempt to get to grips with the nature of modern society and culture. The other, which is the more relevant aspect for this book, is that it represents a way of thinking about and representing the nature of the social sciences and their claims to knowledge. In particular, it is a distinctive sensitivity regarding the representation of social scientific findings. Postmodernists tend to be deeply suspicious of notions that imply that it is possible to arrive at a definitive version of any reality. Reports of findings are viewed as versions of an external reality, so that the key issue becomes one of the plausibility of

those versions rather than whether they are right or wrong in any absolute sense. Typically, writers of a postmodernist persuasion have less to say about data-collection issues than about the writing and representation of social science findings, though it is probably the case that they are more sympathetic to qualitative than quantitative research (Alvesson 2002). Indeed, postmodernists have probably been most influential in qualitative research when discussing the nature of ethnographic accounts and questioning the ethnographer's implicit claim that he or she has provided a definitive account of a society. This thinking can be discerned in Van Maanen's (1988) implicit critique of 'realist tales' as he called them (see the section on 'Writing ethnography' in Chapter 19).

For postmodernists, there can be no sense of an objective reality out there waiting to be revealed to and uncovered by social scientists. That reality is always going to be accessed through narratives in the form of research reports that provide representations. With this shift in orientation came an interest in the language employed in research reports, like written ethnographies, to reveal the devices researchers use to convey the definitiveness of their findings (Delamont and Atkinson 2004). Postmodernists tend to emphasize the notion of reflexivity (see Key concept 17.5), which posits the significance of the researcher for the research process and consequently the tentativeness of any findings presented in a research report (since the researcher is always implicated in his or her findings). As this account of postmodernism implies, postmodernists tend to be deeply suspicious of any view of research that implies that there are or can be accepted foundations to knowledge, as is suggested by positivists (see Key concept 2.2). Postmodernism is a deeply disruptive stance on social research, in that it problematizes and questions our capacity ever to know anything. Views vary on postmodernism's current appeal.

Several reasons might be proposed for the unease among some writers concerning the specification of the nature of qualitative research. Two reasons might be regarded as having particular importance. First, qualitative research subsumes several diverse research methods that differ from each other considerably. The following are the main research methods associated with qualitative research.


- *Ethnography/participant observation.* While some caution is advisable in treating ethnography and participant observation as synonyms, in many respects they refer to similar if not identical approaches to data collection in which the researcher is immersed in a social setting for some time in order to observe and listen with a view to gaining an appreciation of the culture of a social group. It has been employed in such social research classics as Whyte's (1955) study of street corner life in a slum community and Gans's (1962) research on a similar group in the throes of urban redevelopment.
- *Qualitative interviewing.* This is a very broad term to describe a wide range of interviewing styles (see Key concept 9.2 for an introduction). Moreover, qualitative researchers employing ethnography or participant observation typically engage in a substantial amount of qualitative interviewing.
- Focus groups (see Key concept 9.2).
- Language-based approaches to the collection of qualitative data, such as **discourse analysis** and **conversation analysis**.
- The collection and qualitative analysis of **texts** and documents.

Each of these approaches to data collection will be examined in Part Three. The picture with regard to the very different methods and sources that comprise qualitative research is made somewhat more complex by the fact that a multi-method approach is frequently employed. As noted above, researchers employing ethnography or participant observation frequently conduct qualitative interviews. However, they also often collect and analyse texts and documents as well. Thus, there is considerable variability in the collection of data among studies that are typically deemed to be qualitative. Of course, quantitative research also subsumes several different methods of data collection (these were covered in Part Two), but the inclusion of methods concerned with the analysis of language as a form of qualitative research implies somewhat greater variability.

A second reason why there is some resistance to a delineation of the nature of qualitative research is that the connection between theory and research is somewhat more ambiguous than in quantitative research. With the latter research strategy, theoretical issues drive the formulation of a research question, which in turn

drives the collection and analysis of data. Findings then feed back into the relevant theory. This is rather a caricature, because what counts as ‘theory’ is sometimes little more than the research literature relating to a certain issue or area. In qualitative research, theory is supposed to be an outcome of an investigation rather than something that precedes it. However, some writers, like Silverman (1993: 24), have argued that such a depiction of qualitative research is ‘out of tune with the greater sophistication of contemporary field research design, born out of accumulated knowledge of interaction and

greater concern with issues of reliability and validity’. This is particularly the case with conversation analysis, an approach to the study of language that will be examined in Chapter 22. However, qualitative research is more usually regarded as denoting an approach in which theory and categorization emerge out of the collection and analysis of data. The more general point being made is that such a difference within qualitative research may account for the unease about depicting the research strategy in terms of a set of stages.



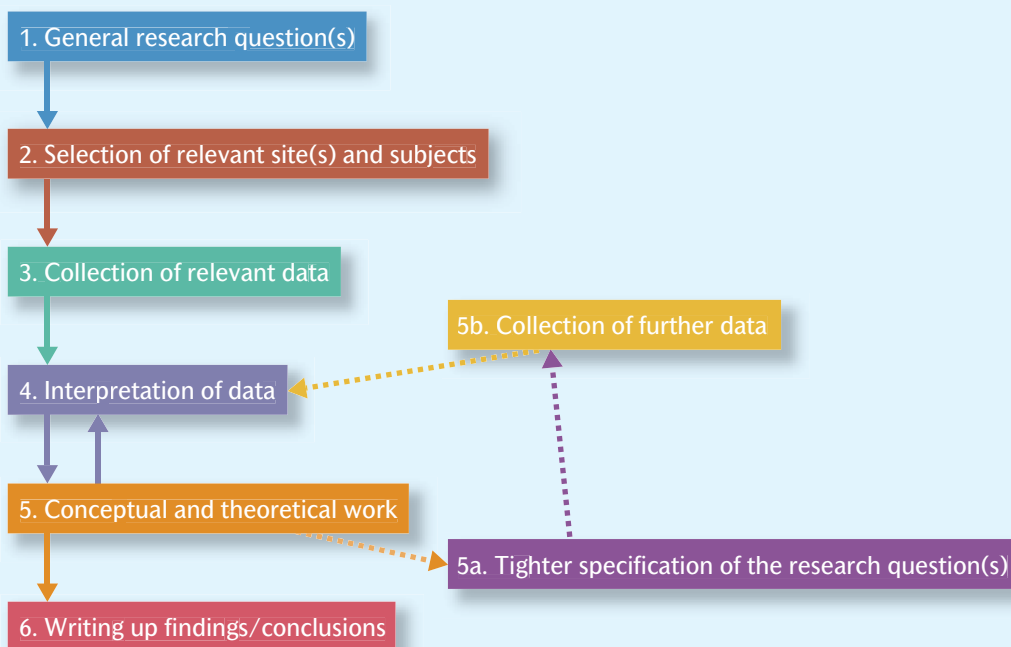
The main steps in qualitative research

The sequence outlined in Figure 17.1 provides a representation of how the qualitative research process can be visualized. In order to illustrate the steps, a published study by Foster (1995) of crime in communities will be used. This study was previously encountered in Research in focus 2.6.

- *Step 1. General research question(s).* The starting point for Foster’s (1995) study of crime in communities, particularly ones that contain predominantly public housing, is the high levels of crime in poorer areas. To the extent that it is a focus of attention, it is frequently assumed that communities with high levels of crime

Figure 17.1

An outline of the main steps of qualitative research





Thinking deeply 17.2

Research questions in qualitative research

Research questions in qualitative research are stated with varying degrees of explicitness. Sometimes, the research question is embedded within a general statement of the orientation of an article. Thus, the author of the research covered below in Research in focus 17.3 writes at the beginning of a long paragraph:

The main proposition in this article is that different masculinities are produced through performances that draw on the different cultural resources that are available in each setting. (Swain 2004: 167)

Others opt for a more explicit treatment of research questions. Ashforth et al. (2007) were interested in the phenomenon of 'dirty work', a term first introduced nearly fifty years previously to refer to work that is tainted 'physically, socially or morally' (Hughes 1958: 122; quoted in Ashforth et al. 2007: 149). The researchers conducted semi-structured interviews with managers in eighteen such occupations in order to explore how the work is 'normalized'—that is, how they develop ways of dealing with or reducing the significance of the taint of dirty work. After a discussion of the literature and their view of its implications for their own work, they write:

In summary, our research questions were:

Research Question 1. What normalization challenges do managers in dirty work occupations face?

Research Question 2. What tactics do managers report using to normalize dirty work? (Ashforth et al. 2007: 151; italicized in original)

One factor that may affect the degree of explicitness with which research questions are stated is the outlet in which the research is published. Ashforth et al. (2007) published this article in the *Academy of Management Journal*, which in the past has tended to publish mainly empirical articles deriving from quantitative research. It may be that Ashforth et al. chose this format for presenting their research questions so that it would exhibit some of the characteristics of research questions or hypotheses in quantitative research that tend to be stated explicitly. As noted in Chapter 1, in their study of senior managers who retired early, Jones et al. (2010) stated their research questions explicitly though they were not formatted to stand out in the same way:

to what extent do our respondents construct a new balance of activities? Do respondents construct new discourses of everyday life? Does the move by respondents into leisure retirement create new tensions in other parts of their lives? (Jones et al. 2010: 105).

The researchers went on to investigate these research questions by collecting qualitative data from semi-structured interviews. The formulation of research questions in qualitative research, much as in quantitative research, is closely connected to the relevant literature. The research questions will be to a significant extent prompted and stimulated by the literature. The key points to consider are what it is you want to find out about and why it is important to know the answer. The literature will be central to both considerations. However, by no means all qualitative researchers agree about the importance of research questions at the outset of an investigation. Some exponents of grounded theory (see Key concept 17.2) advocate a much more open-ended strategy of beginning with a blank slate. As such, the literature becomes significant at later stages of helping to inform theoretical ideas as they emerge from the data and as a way of contextualizing the significance of the findings. There is considerable disagreement over the desirability of deferring a literature review. Dunne (2011) advocates a reflexive approach to reviewing the literature in grounded theory whereby the researcher reflects on the ways in which the literature may have influenced and moulded his or her understanding of the field. The literature review is such an expected element of social science writing that not to include one risks confusing or alienating reviewers or examiners. Also, the literature review does serve some useful purposes (as outlined in Chapter 5), such as making sure that you are not reinventing the wheel and learning from other researchers' methodological and other lapses of judgement, so there are practical risks associated with deferring contact with the literature.

tend to have low levels of social control. But Foster argues that we know very little about how informal social control operates in such communities and what its significance for crime is. She also notes that council estates are frequently presumed to be crime prone but that there is little evidence on 'the diversity in experience and attitudes of residents within individual estates' (Foster 1995: 563). It would be easy to presume that, to the extent that council estates are prone to high crime levels, they exhibit low levels of social control. Thus Foster formulates a general set of concerns revolving around council estates and their crime proneness and the possible role and dynamics of social control in the process. She also notes that some writers have suggested that the propensity to crime in council estates may be in part attributed to flaws in the design of the estates.

- *Step 2. Selection of relevant site(s) and subjects.* The research was conducted on a London council estate (with the fictitious name 'Riverside'), which had a high level of crime and which exhibited the kinds of housing features that are frequently associated with a propensity to crime. Relevant research participants, such as residents, were identified.
- *Step 3. Collection of relevant data.* Foster describes her research as 'ethnographic'. She spent eighteen months 'getting involved in as many aspects of life there as possible from attending tenant meetings, the mothers and toddlers group, and activities for young people, to socializing with some of the residents in the local pub' (Foster 1995: 566). Foster also tells us that 'extended interviews' were conducted with forty-five residents of Riverside (and another London estate, but the majority were from Riverside) and twenty-five 'officials', such as police and housing officers. Foster's account of her research methods suggests that she is likely to have generated two types of data: fieldwork notes based on her ethnographic observation of life in the community and detailed notes (and most probably transcripts) of interviews undertaken.
- *Step 4. Interpretation of data.* One of the key findings to emerge from the data is the fact that, in spite of the fact that Riverside has a high crime rate, it is not perceived as a problem in this regard by Riverside residents. For example, she quotes from an interview with an elderly tenant: 'They used to say that they couldn't let the flats [apartments] here . . . but I mean as far as muggings or anything like that you don't hear of nothing like that even now' (Foster 1995: 568). Instead, housing problems loomed larger in the minds

of residents than crime. She also found that 'hidden economy' crimes were prevalent on the estate and that much crime was tolerated by residents. She also observes that, contrary to expectations about estates like Riverside, there was clear evidence of informal social control mechanisms at work, such as shaming practices.

- *Step 5. Conceptual and theoretical work.* No new concepts seem to emerge from Foster's research, but her findings enable her to tie together some of the elements outlined above under Step 1. For example, she writes:

Crime then need not be damaging *per se* providing other factors cushion its impact. On Riverside these included support networks in which tenants felt that someone was watching out for their properties and provided links with people to whom they could turn if they were in trouble. Consequently while generalized fears about crime remained prevalent, familiarity and support went some way to reducing the potential for hostile encounters. (Foster 1995: 580)


It is this step, coupled with the interpretation of data, that forms the study's findings.

- *Steps 5a. Tighter specification of the research question(s), and 5b. Collection of further data.* There is no specific evidence from Foster's account that she followed a process in which she collected further data after she had built up early interpretations of her data. When this occurs, as it sometimes does in research within a grounded theory framework, there can be an interplay between interpretation and theorizing, on the one hand, and data collection, on the other. Such a strategy is frequently referred to as an *iterative* one. She does write at one point that some residents and officials were interviewed twice and in some cases even three times in the course of her research. This raises the possibility that she was re-interviewing certain individuals in the light of her emerging ideas about her data, but this can only be a speculation.
- *Step 6. Writing up findings/conclusions.* There is no real difference between the significance of writing up in quantitative research and qualitative research, so that exactly the same points made in relation to Step 11 in Figure 7.1 apply here. An audience has to be convinced about the credibility and significance of the interpretations offered. Researchers are not and cannot be simply conduits for the things they see and

the words they hear. The salience of what researchers have seen and heard has to be impressed on the audience. Foster does this by making clear to her audience that her findings have implications for policies regarding estates and crime and for our understanding of the links between housing, community, and crime. A key point to emerge from her work, which she emphasizes at several points in the article and hammers home in her concluding section, is that being an insider to

Riverside allowed her to see that a community that may be regarded by outsiders as having a high propensity towards crime should not be presumed to be seen in this way by members of that community.

Two particularly distinctive aspects of the sequence of steps in qualitative research are the highly related issues of the links between theory and concepts with research data. It is to these issues that we now turn.



Theory and research

Most qualitative researchers when writing about their craft emphasize a preference for treating theory as something that emerges out of the collection and analysis of data. As will be seen in Chapter 24, practitioners of **grounded theory**—a frequently cited approach to the analysis of qualitative data—especially stress the importance of allowing theoretical ideas to emerge out of one's data. But some qualitative researchers argue that qualitative data can and should have an important role in relation to the *testing* of theories as well. Silverman (1993), in particular, has argued that in more recent times qualitative researchers have become increasingly interested in the testing of theories and that this is a reflection of the growing maturity of the strategy. Certainly, there is no reason why qualitative research

cannot be employed in order to test theories that are specified in advance of data collection. In any case, much qualitative research entails the testing of theories in the course of the research process. So, in Figure 17.1, the loop back from Step 5a, 'Tighter specification of the research question(s)', to Step 5b, 'Collection of further data', implies that a theoretical position may emerge in the course of research and may spur the collection of further data to test that theory. This kind of oscillation between testing emerging theories and collecting data is a particularly distinctive feature of grounded theory. It is presented as a dashed line in Figure 17.1, because it is not as necessary a feature of the process of qualitative research as the other steps.




Key concept 17.2 What is grounded theory?

Grounded theory has been defined as 'theory that was derived from data, systematically gathered and analyzed through the research process. In this method, data collection, analysis, and eventual theory stand in close relationship to one another' (Strauss and Corbin 1998: 12). Thus, two central features of grounded theory are that it is concerned with the development of theory out of data and that the approach is iterative, or recursive, as it is sometimes called, meaning that data collection and analysis proceed in tandem, repeatedly referring back to each other.

As the discussion in this chapter shows, the two originators of the approach—Glaser and Strauss—eventually disagreed on the path on which Strauss was taking grounded theory. A further complication is that there is a lack of agreement on what grounded theory is. To some writers it is a distinct method or approach to qualitative research in its own right; to others, it is an approach to the generation of theory. It is this second view of grounded theory that is taken in this chapter. Grounded theory is not a theory—it is an approach to the generation of theory out of data. Usually, 'data' is taken to refer to qualitative data, but grounded theory can be used in connection with different kinds of data. One final complication to be noted is that, although it has just been suggested that grounded theory is a strategy for generating theory out of data, in many cases, reports using a grounded theory approach generate concepts rather than theory as such.

One key point that is implied by Figure 17.1 is that the typical sequence of steps in qualitative research entails the generation of theories rather than the testing of theories that are specified at the outset. Silverman

(1993) is undoubtedly correct that pre-specified theories *can be* and sometimes *are* tested with qualitative data, but the generation of theory tends to be the preferred approach.



Concepts in qualitative research

A central feature of Chapter 7 was the discussion of concepts and their measurement. For most qualitative researchers, developing measures of concepts will not be a significant consideration, but concepts are very much part of the landscape in qualitative research. However, the way in which concepts are developed and employed is often rather different from that implied in the quantitative research strategy. Blumer's (1954) distinction between 'definitive' and **sensitizing concepts** captures aspects of the different ways in which concepts are thought about.

Blumer (1954) argued stridently against the use of definitive concepts in social research. The idea of definitive concepts is typified by the way in which, in quantitative research, a concept, once developed, becomes fixed through the elaboration of indicators. For Blumer, such an approach entailed the application of a straitjacket on the social world, because the concept in question comes to be seen exclusively in terms of the indicators that have been developed for it. Fine nuances in the form that the concept can assume or alternative ways of viewing the concept and its manifestations are sidelined. In other words, definitive concepts are excessively concerned with what is common to the phenomena that the concept is supposed to subsume rather than with variety. Instead, Blumer (1954: 7) recommended that social researchers should recognize that the concepts they use are sensitizing concepts in that they provide 'a general sense of reference and guidance in approaching empirical instances'.

For Blumer, then, concepts should be employed in such a way that they give a very general sense of what to look for and act as a means for uncovering the variety of forms that the phenomena to which they refer can assume. In providing a critique of definitive concepts, it is clear that Blumer had in mind the concept-indicator model described in Chapter 7. In other words, his views entailed in large part a critique of quantitative research and a programmatic statement that would form a springboard for an alternative approach that nowadays we would recognize as qualitative research.

Blumer's distinction is not without its problems. It is not at all clear how far a very general formulation of a concept can be regarded as a useful guide to empirical enquiry. If it is too general, it will simply fail to provide a useful starting point because its guidelines are too broad; if too narrow, it is likely to repeat some of the difficulties Blumer identified in relation to definitive concepts. However, his general view of concepts has attracted some support, because his preference for not imposing pre-ordained schemes on the social world chimes with that of many qualitative researchers. As the example in Research in focus 17.1 suggests, the researcher frequently starts out with a broad outline of a concept, which is revised and narrowed during the course of data collection. For subsequent researchers, the concept may be taken up and revised as it is employed in connection with different social contexts or in relation to somewhat different research questions.



Research in focus 17.1

The emergence of a concept in qualitative research: the case of emotional labour


Hochschild's (1983) idea of emotional labour—labour that 'requires one to induce or suppress feelings in order to sustain the outward countenance that produces the proper state of mind in others' (1983: 7)—has become a very influential concept in the sociology of work and in the developing area of the sociology of emotions.

Somewhat ironically for a predominantly qualitative study, Hochschild's initial conceptualization appears to have

emerged from a questionnaire she distributed to 261 university students. Within the questionnaire were two requests: 'Describe a real situation that was important to you in which you experienced a deep emotion' and 'Describe as fully and concretely as possible a real situation that was important to you in which you either changed the situation to fit your feelings or changed your feelings to fit the situation' (1983: 13). Thus, although a self-completion questionnaire was employed, the resulting data were qualitative. The data were analysed in terms of the idea of emotion *work*, which is the same as emotional labour but occurs in a private context. Emotional labour is essentially emotion work that is performed as part of one's paid employment. In order to develop the idea of emotional labour, Hochschild looked to the world of work. The main occupation she studied was the flight attendant. Several sources of data on emotional labour among flight attendants were employed. She gained access to Delta Airlines, a large American airline, and in the course of her investigations she:

- watched sessions for training attendants and had many conversations with both trainees and experienced attendants during the sessions;
- interviewed various personnel, such as managers in various sections, and advertising agents;
- examined Delta advertisements spanning thirty years;
- observed the flight attendant recruitment process at Pan American Airways, since she had not been allowed to do this at Delta;
- conducted 'open-ended interviews lasting three to five hours each with thirty flight attendants in the San Francisco Bay Area' (Hochschild 1983: 15).

In order to forge a comparison with a contrasting occupational group that is nonetheless also involved in emotional labour, Hochschild also interviewed five debt-collectors. In her book, she explores such topics as the human costs of emotional labour and the issue of gender in relation to it. It is clear that Hochschild's concept of emotional labour began as a somewhat imprecise idea that emerged out of a concern with emotion work and that was gradually developed in order to address its wider significance. The concept has been picked up by other qualitative researchers in the sociology of work. For example, Leidner (1993) has explored through ethnographic studies of a McDonald's restaurant and an insurance company the ways in which organizations seek to 'routinize' the display of emotional labour.



Reliability and validity in qualitative research

In Chapters 3 and 7 it was noted that reliability and validity are important criteria in establishing and assessing the quality of research for the quantitative researcher. However, there has been some discussion among qualitative researchers concerning their relevance for qualitative research. Moreover, even writers who do take the view that the criteria are relevant have considered the possibility that the meanings of the terms need to be altered. For example, the issue of measurement validity almost by definition seems to carry connotations of measurement. Since measurement is not a major preoccupation among qualitative researchers, the issue of validity would seem to have little bearing on such studies. As foreshadowed briefly in Chapter 3, a number of different stances have been taken by qualitative researchers in relation to these issues.

Adapting reliability and validity for qualitative research

One stance is to assimilate reliability and validity into qualitative research with little change of meaning other than playing down the salience of measurement issues. Mason (1996: 21), for example, argues that reliability, validity, and generalizability (which is the main component of external validity—see Chapter 3) 'are different kinds of measures of the quality, rigour and wider potential of research, which are achieved according to certain methodological and disciplinary conventions and principles'. She sticks very closely to the meaning that these criteria have in quantitative research, where they have been largely developed. Thus, validity refers to whether 'you are observing, identifying, or "measuring" what you

say you are' (Mason 1996: 24). LeCompte and Goetz (1982) and Kirk and Miller (1986) also write about reliability and validity in relation to qualitative research but invest the terms with a somewhat different meaning from Mason. LeCompte and Goetz write about the following.

- *External reliability*, by which they mean the degree to which a study can be replicated. This is a difficult criterion to meet in qualitative research, since, as LeCompte and Goetz recognize, it is impossible to 'freeze' a social setting and the circumstances of an initial study to make it replicable in the sense in which the term is usually employed (see Chapter 7). However, they suggest several strategies that can be introduced in order to approach the requirements of external reliability. For example, they suggest that a qualitative researcher replicating ethnographic research needs to adopt a similar social role to that adopted by the original researcher. Otherwise what a researcher conducting a replication sees and hears will not be comparable to the original research.
- *Internal reliability*, by which they mean whether, when there is more than one observer, members of the research team agree about what they see and hear. This is a similar notion to *inter-observer consistency* (see Key concept 7.3).
- *Internal validity*, by which they mean whether there is a good match between researchers' observations and the theoretical ideas they develop. LeCompte and Goetz argue that internal validity tends to be a strength of qualitative research, particularly ethnographic research, because the prolonged participation in the social life of a group over a long period of time allows the researcher to ensure a high level of congruence between concepts and observations.
- *External validity*, which refers to the degree to which findings can be generalized across social settings. LeCompte and Goetz argue that, unlike internal validity, external validity represents a problem for qualitative researchers because of their tendency to employ case studies and small samples.

As this brief treatment suggests, qualitative researchers have tended to employ the terms reliability and validity in very similar ways to quantitative researchers when seeking to develop criteria for assessing research.

Alternative criteria for evaluating qualitative research

However, a second position in relation to reliability and validity in qualitative research can be discerned. Some

writers have suggested that qualitative studies should be judged or evaluated according to quite different criteria from those used by quantitative researchers. Lincoln and Guba (1985) and Guba and Lincoln (1994) propose that it is necessary to specify terms and ways of establishing and assessing the quality of qualitative research that provide an alternative to reliability and validity. They propose two primary criteria for assessing a qualitative study: *trustworthiness* and *authenticity*.

Trustworthiness

Trustworthiness is made up of four criteria, each of which has an equivalent criterion in quantitative research:

1. *credibility*, which parallels internal validity;
2. *transferability*, which parallels external validity;
3. *dependability*, which parallels reliability;
4. *confirmability*, which parallels objectivity.

A major reason for Guba and Lincoln's unease about the simple application of reliability and validity standards to qualitative research is that the criteria presuppose that a single absolute account of social reality is feasible. In other words, they are critical of the view (described in Chapter 2 as *realist*) that there are absolute truths about the social world that it is the job of the social scientist to reveal. Instead, they argue that there can be more than one and possibly several accounts.

Credibility

The significance of this stress on multiple accounts of social reality is especially evident in the trustworthiness criterion of *credibility*. After all, if there can be several possible accounts of an aspect of social reality, it is the feasibility or credibility of the account that a researcher arrives at that is going to determine its acceptability to others. The establishment of the credibility of findings entails both ensuring that research is carried out according to the canons of good practice *and* submitting research findings to the members of the social world who were studied for confirmation that the investigator has correctly understood that social world. This latter technique is often referred to as **respondent validation** or *member validation* (see Key concept 17.3). Another technique they recommend is **triangulation** (see Key concept 17.4).

Transferability

Because qualitative research typically entails the intensive study of a small group, or of individuals sharing



Key concept 17.3

What is respondent validation?

Respondent validation, which is also sometimes called member validation, is a process whereby a researcher provides the people on whom he or she has conducted research with an account of his or her findings. The aim of the exercise is to seek corroboration or otherwise of the account that the researcher has arrived at. Respondent validation has been particularly popular among qualitative researchers, because they frequently want to ensure that there is a good correspondence between their findings and the perspectives and experiences of their research participants. The form that respondent validation can assume varies. There are several different forms of respondent validation.

- The researcher provides each research participant with an account of what he or she has said to the researcher in an interview and conversations, or of what the researcher observed by watching that person in the course of an observational study. For example, Bloor (1978, 1997) reports that he carried out observations of ear, nose, and throat (ENT) consultants concerning their approaches to making decisions about the assessment of patients. He submitted a report to each consultant on his or her practices.
- The researcher feeds back to a group of people or an organization his or her impressions and findings in relation to that group or organization. Bloor (1997) says that, for his research on therapeutic communities, he conducted group discussions (which were taped) with community members to gauge reactions to draft research reports.
- The researcher feeds back to a group of people or an organization some of his or her writings that are based on a study of that group or organization (for example, articles, book chapters). Ball (1984) asked teachers in a school in which he had conducted ethnographic research to comment on draft articles and chapters, and similarly Willis (1977) asked the young working-class males who were the focus of his ethnography to comment on draft chapters, as did Skeggs (1994) for her parallel study of young working-class women (see Research in focus 19.7 for further details).

In each case, the goal is to seek confirmation that the researcher's findings and impressions are congruent with the views of those on whom the research was conducted and to seek out areas in which there is a lack of correspondence and the reasons for it. However, the idea is not without practical difficulties.

- Respondent validation may occasion defensive reactions on the part of research participants and even censorship.
- Bloor (1997: 45) observes that, because some approaches to enquiry may result in research participants developing relationships with the researcher of 'fondness and mutual regard', there may be a reluctance to be critical.
- It is highly questionable whether research participants can validate a researcher's analysis, since this entails inferences being made for an audience of social science peers. This means that, even though the first two methods of respondent validation may receive a corroborative response, the researcher still has to make a further leap, through the development of concepts and theories, in providing a social science frame for the resulting publications. If the third method of respondent validation is employed, it is unlikely that the social scientific analyses will be meaningful to research participants. Hobbs (1993) fed back some of his writings on entrepreneurship in London's East End to his informants, and it is clear that they made little sense of what he had written. Similarly, Skeggs (1994: 86) reports: "Can't understand a bloody word it says" was the most common response' (see Research in focus 19.7 for further details of this study).



Key concept 17.4

What is triangulation?

Triangulation entails using more than one method or source of data in the study of social phenomena. The term has been employed somewhat more broadly by Denzin (1970: 310) to refer to an approach that uses ‘multiple observers, theoretical perspectives, sources of data, and methodologies’, but the emphasis has tended to be on methods of investigation and sources of data. One of the reasons for the advocacy by Webb et al. (1966) of a greater use of unobtrusive methods was their potential in relation to a strategy of triangulation (see Key concept 14.3). Triangulation can operate within and across research strategies. It was originally conceptualized by Webb et al. (1966) as an approach to the development of measures of concepts, whereby more than one method would be employed in the development of measures, resulting in greater confidence in findings. As such, triangulation was very much associated with a quantitative research strategy. However, triangulation can also take place within a qualitative research strategy. In fact, ethnographers often check out their observations with interview questions to determine whether they might have misunderstood what they had seen. Bloor (1997) reports that he tackled the process of death certification in a Scottish city in two ways: interviewing clinicians with a responsibility for certifying causes of deaths, and asking the same people to complete dummy death certificates based on case summaries he had prepared. Increasingly, triangulation is also being used to refer to a process of cross-checking findings deriving from both quantitative and qualitative research (Deacon et al. 1998). Triangulation represents just one way in which it may be useful to think about the integration of these two research strategies and is covered in Chapter 27 in the context of mixed methods research.

certain characteristics (that is, depth rather than the breadth that is a preoccupation in quantitative research), qualitative findings tend to be oriented to the contextual uniqueness and significance of the aspect of the social world being studied. As Lincoln and Guba (1985: 316) put it, whether findings ‘hold in some other context, or even in the same context at some other time, is an empirical issue’. Instead, qualitative researchers are encouraged to produce what Geertz (1973a) calls **thick description**—that is, rich accounts of the details of a culture. Lincoln and Guba argue that a thick description provides others with what they refer to as a database for making judgements about the possible transferability of findings to other milieux.

Dependability

As a parallel to reliability in quantitative research, Lincoln and Guba propose the idea of dependability and argue that, to establish the merit of research in terms of this criterion of trustworthiness, researchers should adopt an ‘auditing’ approach. This entails ensuring that complete records are kept of all phases of the research process—problem formulation, selection of research participants, fieldwork notes, interview transcripts, data analysis decisions, and so on—in an accessible manner. Peers would then act as auditors, possibly during the course of the research and certainly at the end to establish how far proper procedures are being and have been followed.

This would include assessing the degree to which theoretical inferences can be justified. Auditing has not become a popular approach to enhancing the dependability of qualitative research. A rare example is a study of behaviour at an American ‘swap meet’, where second-hand goods are bought and sold (Belk et al. 1988). A team of three researchers collected data over four days through observation, interviews, photography, and video-recording. The researchers conducted several trustworthiness tests, such as respondent validation and triangulation. But, in addition, they submitted their draft manuscript and entire data set to three peers, whose task ‘was to criticize the project for lack of sufficient data for drawing its conclusions if they saw such a void’ (Belk et al. 1988: 456). The study highlights some problems associated with the auditing idea. One is that it is very demanding for the auditors, bearing in mind that qualitative research frequently generates extremely large data sets, and it may be that this is a major reason why it has not become a pervasive approach to validation.

Confirmability

Confirmability is concerned with ensuring that, while recognizing that complete objectivity is impossible in social research, the researcher can be shown to have acted in good faith; in other words, it should be apparent that he or she has not overtly allowed personal values or theoretical inclinations manifestly to sway the conduct of

the research and the findings deriving from it. Lincoln and Guba propose that establishing confirmability should be one of the objectives of auditors.

Authenticity

In addition to these four trustworthiness criteria, Lincoln and Guba suggest criteria of *authenticity*. These criteria raise a wider set of issues concerning the wider political impact of research. These are the criteria:

- *Fairness*. Does the research fairly represent different viewpoints among members of the social setting?
- *Ontological authenticity*. Does the research help members to arrive at a better understanding of their social milieu?
- *Educative authenticity*. Does the research help members to appreciate better the perspectives of other members of their social setting?
- *Catalytic authenticity*. Has the research acted as an impetus to members to engage in action to change their circumstances?
- *Tactical authenticity*. Has the research empowered members to take the steps necessary for engaging in action?

The authenticity criteria are thought-provoking but have not been influential, and their emphasis on the wider impact of research is controversial. They have certain points of affinity with **action research** (see Key concept 17.6), which by and large has not been a popular form of social research, though it has had some impact in fields like organization studies and education. The emphasis on practical outcomes differentiates it from most social research.

Recent discussions about quality criteria for qualitative research

The main point of discussing Lincoln and Guba's ideas is that they differ from writers like LeCompte and Goetz in seeking criteria for evaluating qualitative research that represent a departure from those employed by quantitative researchers. The issue of research quality in relation to qualitative investigations has become a rather contested area in recent years, with several schemes of criteria being proposed as possible alternatives to reliability and validity as criteria and to schemes like Lincoln and Guba's list. For example, Yardley (2000) has proposed the following four criteria:

- *Sensitivity to context*: sensitivity not just to the context of the social setting in which the research is conducted but also to potentially relevant theoretical positions and ethical issues.
- *Commitment and rigour*: substantial engagement with the subject matter, having the necessary skills, and thorough data collection and analysis.
- *Transparency and coherence*: research methods clearly specified, clearly articulated argument, and a reflexive stance (see Key concept 17.5 on **reflexivity**).
- *Impact and importance*: importance of having an impact on and significance for theory, the community on which the research is conducted and for practitioners.

When compiling these criteria, Yardley had in mind health researchers who are likely to emphasize the impact of a study, which probably accounts for the presence of the last of these four criteria—impact and importance—which has some affinities with Lincoln and Guba's authenticity criteria.



Key concept 17.5 What is reflexivity?

Reflexivity has several meanings in the social sciences. The term is employed by ethnomethodologists to refer to the way in which speech and action are constitutive of the social world in which they are located; in other words, they do more than merely act as indicators of deeper phenomena (see Chapter 22). The other meaning of the term carries the connotation that social researchers should be reflective about the implications of their methods, values, biases, and decisions for the knowledge of the social world they generate. Relatedly, reflexivity entails a sensitivity to the researcher's cultural, political, and social context. As such, 'knowledge' from a reflexive position is always a reflection of a researcher's location in time and social space. This notion is especially explicit in Pink's (2001) formulation of a reflexive approach to the use of visual images (see Chapter 19) and in Plummer's (2001) delineation of a reflexive approach to life histories (see the section on 'Life history and oral history interviewing' in Chapter 20).

There has been evidence of a growing reflexivity in social research in the form of an industry of books that collect together inside stories of the research process that detail the nuts and bolts of research as distinct from the often sanitized portrayal in research articles. An early volume edited by P. Hammond (1964) paved the way for a large number of imitators (e.g. Bell and Newby 1977; Bell and Roberts 1984; Bryman 1988b), and the confessional tales referred to in Chapter 19 are invariably manifestations of this development. Therefore, the rise of reflexivity largely predates the growing awareness of postmodern thinking since the late 1980s. What distinguishes the reflexivity that has followed in the wake of postmodernism is a greater awareness and acknowledgement of the role of the researcher as part and parcel of the construction of knowledge. In other words, the reflexive attitude within postmodernism is highly critical of the notion that the researcher is someone who extracts knowledge from observations and conversations with others and then transmits knowledge to an audience. The researcher is viewed as implicated in the construction of knowledge through the stance that he or she assumes in relation to the observed and through the ways in which an account is transmitted in the form of a text. This understanding entails an acknowledgement of the implications and significance of the researcher's choices as both observer and writer.

However, reflexivity is a notoriously slippery concept. Lynch (2000) has complained that too often it is assumed that a reflexive position is somehow superior to an unreflexive one. The case for the superiority of reflexivity is rarely made. Moreover, he points out that the term has different meanings. One of these is methodological reflexivity, which comes closest to the kind of reflexivity that is being referred to in this chapter. However, this meaning has a number of sub-meanings, three of which are especially prominent in methodological writings.

1. *Philosophical self-reflection*: an introspection involving 'an inward-looking, sometimes confessional and self-critical examination of one's own beliefs and assumptions' (Lynch 2000: 29).
2. *Methodological self-consciousness*: taking account of one's relationships with those whom one studies.
3. *Methodological self-criticism*: the confessional style of ethnographic writing (see Chapter 19), but Lynch notes that the injunction to be self-critical that is associated with such ethnographic writing is much more pervasive in academic disciplines.

The term 'reflexivity' has to be used with a degree of caution, as Lynch's discussion implies.

Perhaps in response to the proliferation of different lists of qualitative research criteria and also because of the lack of agreed criteria, Spencer et al. (2003) have produced an extremely comprehensive list (see Thinking deeply 17.3). This list of quality criteria draws on the schemes that already existed at the time of their research and also on consultations with researchers in various fields. These consultations were in the form of semi-structured interviews and focus groups with practising researchers and writers on social research methods. In fact, I was one of the interviewees and also a focus group participant.

The fact that qualitative researchers have been seeking to make progress in formulating quality criteria appropriate to their approach does not mean that this necessarily has an impact on the reception of their research. Pratt (2008) has shown that many qualitative researchers believe that their work continues to be judged by criteria associated with validity and reliability that were introduced in Chapter 3 and that tend to be viewed as more

appropriate to quantitative research. This tendency has implications for the nature of the research that does get published in academic journals, in that it gives an advantage to those researchers working within a quantitative research tradition. In other words, although qualitative researchers have sought to develop what they deem to be appropriate criteria, the impact on the evaluation of research is not as great as might be expected.

Between quantitative and qualitative research criteria

Hammersley (1992a) lies midway between the preference for adapting quantitative research criteria and the preference for alternative quality criteria when assessing the quality of qualitative investigations. He proposes that validity is an important criterion but reformulates it somewhat. For Hammersley, validity means that an empirical account must be plausible and credible and should take into account the amount and kind of



Thinking deeply 17.3

Using checklists for appraising quality in qualitative research?

Spencer et al. (2003) were commissioned to produce a report for the UK government's Cabinet Office that aimed to provide a framework for assessing the quality of evaluation research studies that derived from qualitative investigations. Although their report focused upon evaluation research (see Key concept 3.5), they drew on considerations relating more generally to qualitative research, so that their scheme has a relevance beyond evaluation research.

The authors produced what is probably the most comprehensive list of criteria around. Here are the criteria that they suggest should be used when appraising the quality of a qualitative research study. In the case of each criterion, the original wording has been used.

1. How credible are the findings?
2. Has knowledge/understanding been extended by the research?
3. How well does the evaluation address its original aims and purposes?
4. Scope for drawing wider influences—how well is this explained?
5. How clear is the basis of the evaluative appraisal?
6. How defensible is the research design?
7. How well defended is the sample design/target selection of cases/documents?
8. Sample composition/case inclusion—how well is the eventual coverage described?
9. How well was the data collection carried out?
10. How well has the approach to, and formulation of, the analysis been conveyed?
11. Contexts of data sources—how well are they retained and portrayed?
12. How well has diversity of perspective and content been explored?
13. How well has detail, depth and complexity (richness?) of the data been conveyed?
14. How clear are the links between data, interpretation and conclusions—i.e. how well can the route to any conclusions be seen?
15. How clear and coherent is the reporting?
16. How clear are the assumptions/theoretical perspectives/values that have shaped the form and output of the evaluation?
17. What evidence is there of attention to ethical issues?
18. How adequately has the research process been documented?

Each of these eighteen criteria comes with 'quality indicators' that are designed to help in the appraisal of a study. What is not clear is how such a framework should be used. It has the appearance of a checklist, but, as Spencer et al. (2003: 90) note, there is resistance within the qualitative research community to the possibly rigid application of any list of criteria that a checklist would entail. The researchers found that the idea of checklists of quality criteria was generally regarded rather negatively by interviewees. In fact, Spencer et al. do not promote their framework as a checklist, noting various concerns about their use in qualitative research, such as the risk of checklists becoming too prescriptive or of being applied too rigidly. However, the fact that the authors do not treat their work as leading to a checklist does not mean that the framework cannot or should not be used in that way. Indeed, around the same time that Spencer and his colleagues published their report, Michael Quinn Patton, a leading qualitative evaluation researcher, published online a list of criteria that *was* designed to be used as a checklist—see: www.wmich.edu/evalctr/archive_checklists/qec.pdf (accessed 7 February 2011).

What do *you* think? Can checklists be valuable for appraising the quality of qualitative studies? If your answer is no, why is that? Is it something to do with the nature of qualitative research that makes checklists of quality

inappropriate? Might checklists be more valuable in appraising the quality of quantitative research? The full report by Spencer *et al.* can be found at:

www.civilservice.gov.uk/Assets/a_quality_framework_tcm6-7314.pdf (accessed 11 October 2010).

There has been a proliferation of various schemes for appraising and/or thinking about quality criteria for qualitative research. These schemes often include similar criteria to those produced by Spencer *et al.* but repackage them in various ways. For example, Tracy (2010) stipulates eight criteria:

1. Worthy topic—relevant, interesting, significant, etc.
2. Rich rigour—rich data supplied in abundance and appropriately
3. Sincerity—the researcher is reflexive (see Key concept 17.5) about values and biases and is transparent in approach
4. Credibility—implements practices such as thick descriptions, triangulation (see Key concept 17.4), and respondent validation (see Key concept 17.3)
5. Resonance—has an affecting impact on readers
6. Significant contribution—makes an impact in terms of such outcomes as theory, practice, and morality
7. Ethical—considers and engages in ethical practices
8. Meaningful coherence—addresses what it claims to address, uses appropriate methods, and links research questions, literature, findings and interpretations.

These eight criteria cover similar ground to the Spencer *et al.* scheme but bundle them together differently. The notion of ‘resonance’ is possibly the main element that is not explicitly outlined in their scheme. Stige, Malterud, and Midtgarden (2009) have also produced a list of what appear to be criteria for qualitative research and which cover similar ground to Spencer *et al.* and Tracey. However, Stige *et al.* argue that that the items they outline should be thought of as an agenda for dialogue about qualitative research rather than as strict criteria around which there is a consensus. Thus, these authors are inviting us to think about qualitative research quality criteria differently.

evidence used in relation to an account. In proposing this criterion, Hammersley’s position shares with realism (see Key concept 2.3) the notion that there is an external social reality that can be accessed by the researcher. However, he simultaneously shares with the critics of the empirical realist position the rejection of the notion that such access is direct and in particular that the researcher can act as a mirror on the social world, reflecting its image back to an audience. Instead, the researcher is always engaged in representations or constructions of that world. The plausibility and credibility of a researcher’s ‘truth claims’ then become the main considerations in evaluating qualitative research. Hammersley’s *subtle realist* account, as he calls it, entails recognizing that we can never be absolutely certain about the truth of any account, since we have no completely incontrovertible way of gaining direct access to the reality on which it is based. Therefore, he argues, ‘we must judge the validity of claims [about truth] on the basis of the adequacy of

the evidence offered in support of them’ (1992a: 69). This means that an account can be held to be ‘valid or true if it represents accurately those features of the phenomena that it is intended to describe, explain or theorise’ (1992a: 69).

Hammersley also suggests *relevance* as an important criterion of qualitative research. Relevance is taken to be assessed from the vantage point of the importance of a topic within its substantive field or the contribution it makes to the literature on that field. Hammersley also discusses the question of whether the concerns of practitioners (that is, people who are part of the social setting being investigated and who are likely to have a vested interest in the research question and the implications of findings deriving from it) might be an aspect of considerations of relevance. In this way, his approach touches on the kinds of consideration that are addressed by Guba and Lincoln’s authenticity criteria (Lincoln and Guba 1985; Guba and Lincoln 1994). However, he recognizes



Key concept 17.6

What is action research?

There is no single type of action research, but broadly it can be defined as an approach in which the action researcher and members of a social setting collaborate in the diagnosis of a problem and in the development of a solution based on the diagnosis. It can take a variety of forms, from the action researcher being hired by a client to work on the diagnosis to and solution of a problem, to working with a group of individuals who are identified as needing to develop a capacity for independent action. The collection of data is likely to be involved in the formulation of the diagnosis of a problem and in the emergence of a solution. In action research, the investigator becomes part of the field of study. Action research can involve the collection of both quantitative and qualitative data. Gibson (2004: 5) describes a Canadian project that was interested in the social and cultural factors that have an impact on the prevention and treatment of tuberculosis (TB) among 'foreign-born and aboriginal populations'. The idea for the project came from a nurse in a TB clinic who garnered support from the groups most affected by the disease. An advisory committee, which drew its membership from the local community in a province of Alberta, as well as from community, government, and academic constituencies, was formed. Two representatives from each of the ten distinct socio-cultural communities were recruited and acted as research associates. Following training, they collected data through interviews and analysed some of the resulting data. Interviews were conducted in relation to four groups: TB sufferers; people on prophylaxis; people who refused prophylaxis; and 'those with a more distant history of TB in their country of origin or on aboriginal reserves' (Gibson 2004: 5). The research associates, members of the advisory committee, and academic staff analysed the interview data. The findings revealed that, while the health care system deals well with active TB cases, it is less effective in relation to prevention in relation to communities at risk. It also revealed that health professionals often fail to identify TB because it is not prevalent in Western nations. The advisory group then produced a plan to disseminate its findings and developed other initiatives including 'an information video, a community education nurse position, and TB fact sheet in their various languages' (Gibson 2004: 5).

Action research is more common in some social science areas than others. It is more common in fields such as business and management research and social policy than others. It is sometimes dismissed by academics for lacking rigour and for being too partisan in approach. However, it is advocated by some researchers because of its commitment to involving people in the diagnosis of and solutions to problems rather than imposing on them solutions to predefined problems.

Action research should not be confused with *evaluation research* (Key concept 3.5), which usually denotes the study of the impact of an intervention, such as a new social policy or a new innovation in organizations. The research referred to in Research in focus 17.6 was conducted broadly with an evaluation research frame of reference in that it was concerned to evaluate the impact of the introduction of performance appraisal in British universities.

that the kinds of research questions and findings that might be of interest to practitioners and researchers are likely to be somewhat different. As Hammersley notes, practitioners are likely to be interested in research that helps them to understand or address problems with which they are confronted. These may not be (and perhaps are unlikely to be) at the forefront of a researcher's set of preoccupations. However, there may be occasions when researchers can combine the two and may even be able to use this capability as a means of securing access to

organizations in which they wish to conduct research (see Chapter 19 for a further discussion of access issues).

Overview of the issue of criteria

There is a recognition—albeit to varying degrees—that a simple application of the quantitative researcher's criteria of reliability and validity to qualitative research is not desirable, but writers vary in the degree to which they propose a complete overhaul of those criteria. Nor do the

three positions outlined above—adapting quantitative research criteria, alternative criteria, and Hammersley’s subtle realism—represent the full range of possible stances on this issue (Hammersley 1992a; Seale 1999). To a large extent, the differences between the three positions reflect divergences in the degree to which a realist position is broadly accepted or rejected. Writers on qualitative research who apply the ideas of reliability and validity with little if any adaptation broadly position themselves as realists—that is, as saying that social reality can be captured by qualitative researchers through their concepts and theories. Lincoln and Guba reject this view, arguing instead that qualitative researchers’ concepts and theories are representations and that there may, therefore, be other equally credible representations of the same phenomena. Hammersley’s position occupies a middle ground in terms of the axis, with realism at one end and anti-realism at the other, in that, while acknowledging the existence of social phenomena that are part of an external reality, he disavows any suggestion that it is possible to reproduce that reality for the audiences of social scientific endeavour. Most qualitative researchers nowadays probably operate around the midpoint on this realism axis, though without necessarily endorsing Hammersley’s views. Typically, they treat their accounts as one of a number of possible representations rather than as definitive versions of social reality. They also bolster those accounts through some of the strategies advocated by Lincoln and Guba, such as thick descriptions, respondent validation exercises, and triangulation.

To a certain extent, traditional quantitative research criteria have made something of a comeback since the

late 1990s. One issue is to do with the perception of qualitative research. For one thing, to reject notions such as reliability and validity could be taken by some constituencies (such as funding bodies) as indicative of a lack of concern with rigour, which is not a desirable impression to create. Consequently, there has been some evidence of increased concern with such issues. Armstrong et al. (1997) report the result of an exercise in what they call ‘inter-rater reliability’, which involved the analysis by six experienced researchers of a focus group transcript. The transcript related to research concerned with links between perceptions of disability and genetic screening. The focus group was made up of sufferers of cystic fibrosis (CF), and the participants were asked to discuss genetic screening. The raters were asked to extract prominent themes from transcripts, which is one of the main ways of analysing qualitative data (see Chapter 24). They tended to identify similar themes but differed in how themes were ‘packaged’. One theme that was identified was ‘visibility’. This theme was identified as a theme in transcripts by all researchers and refers to the invisibility of genetic disorders. The CF sufferers felt disadvantaged relative to other disabled groups because of the invisibility of their disorder and felt that the public were more sympathetic to and more inclined to recognize visible disabilities. However, some analysts linked it to other issues: two linked it with stigma; one to problems of managing invisibility. In a sense the results are somewhat inconclusive but are interesting for this discussion because they reveal an interest among qualitative researchers in reliability. A more recent and similar exercise is described in Research in focus 17.2.



Research in focus 17.2

Reliability for qualitative researchers

Gladney et al. (2003) report the findings of an exercise in which two multidisciplinary teams of researchers were asked to analyse qualitative interviews with eighty Texas school students. The interviews were concerned with reflections on violence on television; reasons for violence among some young people; and reasons for some young people *not* being violent. One group of raters read interview transcripts of the interviews; the other group listened to the audio-taped recordings. Thus, the dice were slightly loaded in favour of different themes being identified by the two groups. In spite of this there was remarkable consistency between the two groups in the themes identified. For example, in response to the question ‘Why are some young people violent?’, Group One identified the following themes: family/parental influence; peer influence; social influence; media influence; and coping. Group Two’s themes were: the way they were raised; media influence; appearance; anger, revenge, protection; and environmental or peer influence. Such findings are quite reassuring and are interesting because of their clear interest in reliability in a qualitative research context. Interestingly, exercises such as this can be viewed as a form of what Lincoln and Guba (1985) call *auditing*.



Student experience


Thinking about reliability

Hannah Creane was concerned about the reliability of her categorization of her qualitative data and enlisted others to check out her thinking.

There was a slight concern when I was grouping data together that my categorization was of an arbitrary nature, and so I could be making assumptions and theorizing on the basis of highly subjective categories. However, I tried to make sure that all the categories I used were relevant, and I checked them over with other people to make sure they made sense in relation to the research and the questions I was dealing with.



To read more about Hannah's research experiences, go to the Online Resource Centre that accompanies this book at: www.oxfordtextbooks.co.uk/orc/brymansrm4e/



The main preoccupations of qualitative researchers

As was noted in Chapter 7, quantitative and qualitative research can be viewed as exhibiting a set of distinctive but contrasting preoccupations. These preoccupations reflect epistemologically grounded beliefs about what constitutes acceptable knowledge. In Chapter 2, it was suggested that at the level of epistemology, whereas quantitative research is profoundly influenced by a natural science approach to what should count as acceptable knowledge, qualitative researchers are more influenced by interpretivism (see Key concept 2.4). This position can itself be viewed as the product of the confluence of three related stances: Weber's notion of *Verstehen*; symbolic interactionism; and phenomenology. In this section, five distinctive preoccupations among qualitative researchers will be outlined and examined.

Seeing through the eyes of the people being studied

An underlying premiss of many qualitative researchers is that the subject matter of the social sciences (that is, people and their social world) does differ from the subject matter of the natural sciences. A key difference is that the objects of analysis of the natural sciences (atoms, molecules, gases, chemicals, metals, and so on) cannot attribute meaning to events and to their environment. However, people *do*. This argument is especially evident in the work of Schutz and can particularly be seen in the passage quoted on page 30, where Schutz draws attention to the fact that, unlike the objects of the natural sciences, the objects of the social sciences—people—are capable of attributing meaning to their environment.

Consequently, many qualitative researchers have suggested that a methodology is required for studying people that reflects these differences between people and the objects of the natural sciences. As a result, many qualitative researchers express a commitment to viewing events and the social world through the eyes of the people that they study. The social world must be interpreted from the perspective of the people being studied, rather than as though those subjects were incapable of their own reflections on the social world. The epistemology underlying qualitative research has been expressed by the authors of one widely read text as involving two central tenets: '(1) . . . face-to-face interaction is the fullest condition of participating in the mind of another human being, and (2) . . . you must participate in the mind of another human being (in sociological terms, "take the role of the other") to acquire social knowledge' (Lofland and Lofland 1995: 16).

It is not surprising, therefore, that many researchers make claims in their reports of their investigations about having sought to take the views of the people they studied as the point of departure. This tendency reveals itself in frequent references to empathy and seeing through others' eyes. Here are some examples.

- Fielding (1982) carried out research on members of the National Front, a British extreme right-wing political party. In spite of his feelings of revulsion for the racist doctrine, he sought to examine the party's position 'as a moral posture and its members' interpretations were to be illuminated by an empathetic immersion in their world. In the process of "telling it

like it was for them”, I could reproduce an account from which outsiders could understand the ideology’s persuasiveness to people so placed’ (Fielding 1982: 83).

- Armstrong (1993) carried out ethnographic research on football hooliganism through participant observation with Sheffield United supporters. He describes his work as located in ‘*Verstehende* sociology—trying to think oneself into the situations of the people one is interested in . . . in this case the “Hooligan”. This approach involves recognizing social and historical phenomena as beyond any single or simple identifying cause and attempting to make sense from the social actors’ viewpoint’ (Armstrong 1993: 5–6).
- In the opening sentence of their book, which is based on an ethnographic study of the work of itinerant technical contractors in the USA, Barley and Kunda (2004: p. ix) write: ‘As ethnographers, our agenda is to depict the world of technical contracting from the perspective of those who live in it.’ They go on to claim that their work ‘is the story of contracting told from the participants’ perspectives’ (2004: 30).
- For their research on teenaged girls’ views on and experiences of violence, Burman et al. (2001: 447) ‘sought to ground the study in young women’s experiences of violence, hearing their accounts and privileging their subjective views’.



Student experience

Importance of seeing through research participants’ eyes

Rebecca Barnes was attracted to qualitative research for her research on violence in same-sex relationships because there had been only quantitative research in this area and because she wanted to understand the phenomenon in her research participants’ own words.

I chose a qualitative research design for a number of reasons. First, I was aware that very little qualitative research exists in my field of research, and at the time that I started my research, I could not find any comprehensive qualitative studies of woman-to-woman partner abuse in the UK. Thus, I wanted my research to contribute towards filling this gap, on a national and international level. I also chose a qualitative research design because I wanted to achieve an in-depth understanding of the experiences of woman-to-woman partner abuse that women reported in their own words and using their own frames of reference. I also set out to achieve a more textured analysis of the dynamics of abuse and the different impacts that being abused has upon women, and how these may change over time.



To read more about Rebecca’s research experiences, go to the Online Resource Centre that accompanies this book at: www.oxfordtextbooks.co.uk/orc/brymansrm4e/

This predilection for seeing through the eyes of the people studied in the course of qualitative research is often accompanied by the closely related goal of seeking to probe beneath surface appearances. After all, by taking the position of the people you are studying, the prospect is raised that they might view things differently from what an outsider with little direct contact might have expected. This stance reveals itself in:

- Foster’s (1995) research on a high crime community, which was not perceived as such by its inhabitants;
- Skeggs’s (1994: 74) study of young working-class women, showing that they were not ‘ideological dupes of both social class and femininity’;
- A. Taylor’s (1993: 8) study of intravenous female drug-users, showing the people she studied are not ‘pathetic, inadequate individuals’ but ‘rational, active people making decisions based on the contingencies of both their drug using careers and their roles and status in society’;
- Armstrong’s (1993: 11) quest in his research on football hooliganism to ‘see beyond mere appearances’ and his finding that, contrary to the popular view, hooligans are not a highly organized group led by a clearly identifiable group of ringleaders;
- O’Reilly’s (2000) ethnography of British expatriates on the Costa del Sol in Spain, in which she shows how the widely held view that this group is deeply dissatisfied with their lives in the sun and long to return is by no means an accurate portrayal in terms of how they view themselves and their situation.

The empathetic stance of seeking to see through the eyes of one's research participants is very much in tune with interpretivism and demonstrates well the epistemological links with phenomenology, symbolic interactionism, and *Verstehen*. However, it is not without practical problems. For example: the risk of 'going native' and losing sight of what you are studying (see Key concept 19.3); the problem of how far the researcher should go, such as the potential problem of participating in illegal or dangerous activities, which could be a risk in research like that engaged in by Taylor and Armstrong; and the possibility that the researcher will be able to see through the eyes of only some of the people who form part of a social scene but not others, such as only people of the same gender. These and other practical difficulties will be addressed in the chapters that follow.

Abductive reasoning

Precisely because in much qualitative research the perspectives of those one is studying are the empirical point of departure, many writers argue that the kind of reasoning involved is better described not as inductive reasoning but as *abductive* reasoning (e.g. N. Blaikie 2004a; Charmaz 2006). With **abduction** the researcher grounds a theoretical understanding of the contexts and people he or she is studying in the language, meanings, and perspectives that form their worldview. The crucial step in abduction is that, having described and understood the world from his or her participants' perspectives, the researcher must come to a social scientific account of the social world as seen from those perspectives. Further, arriving at a social scientific account must not lose touch with the world as it is seen by those whose voices provided the data. On the face of it, this looks like an inductive logic, and indeed there is an element of induction in this process. However, what distinguishes abduction is that the theoretical account is grounded in the worldview of those one researches. Abduction is broadly inductive in approach but is worth distinguishing by virtue of its reliance on explanation and understanding on participants' worldviews.

Description and the emphasis on context

Qualitative researchers are much more inclined than quantitative researchers to provide a great deal of descriptive detail when reporting the fruits of their research. This is not to say that they are exclusively concerned with description. They *are* concerned with explanation, and indeed the extent to which qualitative

researchers ask 'why?' questions is frequently understated. For example, Skeggs (1997: 22) has written that her first question for her research on young working-class women was 'why do women, who are clearly not just victims of some ideological conspiracy, consent to a system of class and gender oppression which appears to offer few rewards and little benefit?' (see Research in focus 19.7 for further details of this study).

Many qualitative studies provide a detailed account of what goes on in the setting being investigated. Very often qualitative studies seem to be full of apparently trivial details. However, these details are frequently important for the qualitative researcher, because of their significance for their subjects and also because the details provide an account of the context within which people's behaviour takes place. It was with this point in mind that Geertz (1973a) recommended the provision of **thick descriptions** of social settings, events, and often individuals. As a result of this emphasis on description, qualitative studies are often full of detailed information about the social worlds being examined. On the surface, some of this detail may appear irrelevant, and, indeed, there is a risk of the researcher becoming too embroiled in descriptive detail. Lofland and Lofland (1995: 164–5), for example, warn against the sin of what they call 'descriptive excess' in qualitative research, whereby the amount of detail overwhelms or inhibits the analysis of data.

One of the main reasons why qualitative researchers are keen to provide considerable descriptive detail is that they typically emphasize the importance of the contextual understanding of social behaviour. This means that behaviour, values, or whatever must be understood in context. This recommendation means that we cannot understand the behaviour of members of a social group other than in terms of the specific environment in which they operate. In this way, behaviour that may appear odd or irrational can make perfect sense when we understand the particular context within which that behaviour takes place. The emphasis on context in qualitative research goes back to many of the classic studies in social anthropology, which often demonstrated how a particular practice, such as the magical ritual that may accompany the sowing of seeds, made little sense unless we understand the belief systems of that society. One of the chief reasons for the emphasis on descriptive detail is that it is often precisely this detail that provides the mapping of context in terms of which behaviour is understood. The propensity for description can also be interpreted as a manifestation of the naturalism that pervades much qualitative research (see Key concept 3.4), because it places a premium on detailed, rich descriptions of social settings.



Research in focus 17.3

Contextual understanding in an ethnographic study of three schools

Swain (2004) conducted an ethnographic study of three junior schools in the UK in the late 1990s. Ethnography is discussed in Chapter 19. Because it compared findings from three schools, this was a multiple-case study, which drew on the strengths of using a comparative design in that it was possible to explore the significance of context across the three schools. The schools were different in terms of the social characteristics of the pupils they recruited: Highwoods Independent's pupils were mainly upper middle class; pupils at Petersfield Junior were predominantly middle class; and Westmoor Abbey Junior's pupils were mainly working class (the school names are pseudonyms). Swain (2004: 169) describes his data-collection methods as involving non-participant observation of pupils in lessons and around the school and 'loosely structured interviews' with pupils based on 'nominated friendship groups'. In this article, Swain was interested in the ways in which boys construct what it means to be masculine in the school and draws primarily on data collected on boys rather than on girls. Swain shows that masculinity was inseparable from the achievement of status among school peer groups and that the body was the means of expressing masculinity. The significance of context emerges in connection with Swain's account of how the body was used to convey masculinity in the three schools: at Highwoods, sport was the medium through which the body expressed masculinity; at Westmoor Abbey, the emphasis was macho and frequently took on a violent tone; and, at Petersfield, it was speed and strength (predominantly in the playground rather than on the sports field). Context reveals itself in the different resources in the three schools that students must draw upon to perform masculinity.

Conducting qualitative research in more than one setting can be helpful in identifying the significance of context and the ways in which it influences behaviour and ways of thinking. Research in focus 17.3 provides an illustration of a multiple-case study that demonstrates this potential.

Emphasis on process

Qualitative research tends to view social life in terms of processes. This tendency reveals itself in a number of different ways. One of the main ways is that there is often a concern to show how events and patterns unfold over time. As a result, qualitative evidence often conveys a strong sense of change and flux. As Pettigrew (1997: 338) usefully puts it, process is 'a sequence of individual and collective events, actions, and activities unfolding over time in context'. Qualitative research that is based in ethnographic methods is particularly associated with this emphasis on process (although, ironically, British social anthropology, which is often associated with the early development of ethnographic research, is sometimes thought of as presenting a static picture of social reality by virtue of its association with functionalism). It is the element of participant observation that is a key feature of ethnography that is especially instrumental in generating this feature.

Ethnographers are typically immersed in a social setting for a long time—frequently years. Consequently, they are able to observe the ways in which events develop over time or the ways in which the different elements of a social system (values, beliefs, behaviour, and so on) interconnect. Such findings can inject a sense of process by seeing social life in terms of streams of interdependent events and elements (see Research in focus 17.4 for an example).

This is not to say, however, that ethnographers are the only qualitative researchers who inject a sense of process into our understanding of social life. It can also be achieved through semi-structured and unstructured interviewing, by asking participants to reflect on the processes leading up to or following on from an event. McKee and Bell (1985: 388; see also *Thinking deeply* 3.3), for example, show, through the use of a 'largely unstructured, conversational interview style' with forty-five couples in which the man was unemployed, the accommodations that are made over time by both husbands and wives to the fact of male unemployment. The various accommodations are not an immediate effect of unemployment but are gradual and incremental responses over time. The life-history approach is an example of a form of qualitative research. One of the best-known studies of this kind is O. Lewis's (1961) study of a poor Mexican family. Lewis carried out extended taped



Research in focus 17.4

Process in (strike) action

Waddington (1994) describes his experiences associated with his participant observation of a strike at the Ansell's brewery in Birmingham in the 1980s. As a participant observer, he was involved in 'attending picket lines, mass meetings and planning discussions, and accompanying the strikers on flying picketing and intelligence gathering manoeuvres' (1994: 113). In addition to observation, he carried out informal interviews and linked these data to other sources, such as 'material deriving from newspaper archives, company and trade union documents, letters and richly detailed minutes of trade union-management meetings' (1994: 115). As a result, he was able to show 'how the contemporary beliefs, values and attitudes of the workforce, and the mutual feelings of animosity and distrust between employees and management, were shaped by a sequence of historical events stretching back over 20 years' (1994: 115). We can see in this example the development of a sense of process in three ways: through observation of the strike over its entirety, so that developments and interconnections between events could be brought out; through connecting these events with historical and other data, so that the links between the strike and previous and other events and actions could be outlined; and through the sketching of the context (in the form of the past, as well as current beliefs and values) and its links with behaviour during the strike.

interviews with the family members to reconstruct their life histories. For his study of disasters in the UK, and in particular of the fire at a holiday leisure complex on the Isle of Man, Turner (1994) employed published documents to arrive at a reconstruction of the events leading up to the fire and a theoretical understanding of those events. Thus, the emphasis on process in qualitative research can be seen in the use of quite different approaches to data collection.

Thus, process may be investigated in real time through participant observation (see Research in focus 17.4 for an example) or, as in the examples described in the previous paragraph, it may be arrived at through retrospective interviewing or through constructing a processual account through the examination of documents.

Flexibility and limited structure

Many qualitative researchers are disdainful of approaches to research that entail the imposition of pre-determined formats on the social world. This position is largely to do with the preference for seeing through the eyes of the people being studied. After all, if a structured method of data collection is employed, since this is bound to be the product of an investigator's ruminations about the object of enquiry, certain decisions must have been made about what he or she expects to find and about the nature of the social reality that would be encountered. Therefore, the researcher is limited in the degree to which he or she can genuinely adopt the worldview of the people being studied. Consequently, most qualitative researchers prefer a research orientation that entails as

little prior contamination of the social world as possible. To do otherwise risks imposing an inappropriate frame of reference on people. Keeping structure to a minimum is supposed to enhance the opportunity of genuinely revealing the perspectives of the people you are studying. Also, in the process, aspects of people's social world that are particularly important to them, but that might not even have crossed the mind of a researcher unacquainted with it, are more likely to be forthcoming. As a result, qualitative research tends to be a strategy that tries not to delimit areas of enquiry too much and to ask fairly general rather than specific research questions (see Thinking deeply 17.2). For example, Dacin, Munir, and Tracey (2010: 1399) justify their selection of a qualitative research approach to investigate whether Cambridge University dining rituals serve to perpetuate the British class system on the grounds that it 'allowed us to build our understanding of the properly contextualized experiences of those involved in the dining ritual, rather than imposing a particular framework upon them'.

Because of the preference for an unstructured approach to the collection of data, qualitative researchers adopt methods of research that do not require the investigator to develop highly specific research questions in advance and therefore to devise instruments specifically for those questions to be answered. Ethnography, with its emphasis on participant observation, is particularly well suited to this orientation. It allows researchers to submerge themselves in a social setting with a fairly general research focus in mind and gradually to formulate a narrower emphasis by making as many observations of that setting as possible. They can then formulate more

specific research questions out of their collected data. Similarly, interviewing is an extremely prominent method in the qualitative researcher's armoury, but it is not of the kind we encountered in the course of most of Chapter 9—namely, the structured interview. Instead, qualitative researchers prefer less structured approaches to interviewing, as we will see in Chapter 20. Blumer's (1954) argument for sensitizing rather than definitive concepts (that is, the kind employed by quantitative researchers) is symptomatic of the preference for a more open-ended, and hence less structured, approach.

An advantage of the unstructured nature of most qualitative enquiry (that is, in addition to the prospect of gaining access to people's worldviews) is that it offers the prospect of flexibility. The researcher can change direction in the course of his or her investigation much more easily than in quantitative research, which tends to have a built-in momentum once the data collection is under way: if you send out hundreds of postal questionnaires and realize after you have started to get some back that there is an issue that you would have liked to investigate, you are not going to find it easy to retrieve the situation. Structured interviewing and structured observation can involve some flexibility, but the requirement to make interviews as comparable as possible for survey investigations limits the extent to which this can happen. O'Reilly (2000) has written that her research on the British on the Costa del Sol shifted in two ways over the

duration of her participant observation: from an emphasis on the elderly to expatriates of all ages; and from an emphasis on permanent residents to less permanent forms of migration, such as tourism. These changes in emphasis occurred because of the limitations of just focusing on the elderly and on permanent migrants, since these groups were not necessarily as distinctive as might have been supposed. Similarly, Kathleen Gerson has explained that, in her research on changing forms of the family, she conducted an early interview with a young man who had been brought up in his early years in a traditional household that underwent a considerable change during his childhood. This led her to change her focus from an emphasis on family structures to processes of change in the family (Gerson and Horowitz 2002). See Research in focus 17.5 for a further illustration of the ways in which the unstructured data-collection style of qualitative research can be used to suggest alternative avenues of enquiry or ways of thinking about the phenomenon being investigated.

Concepts and theory grounded in data

This issue has already been addressed in much of the exposition of qualitative research above. For qualitative researchers, concepts and theories are usually inductively arrived at from the data that are collected (see Research in focus 17.1 and 17.6).



Research in focus 17.5 Flexibility in action

In the course of a study of young people with learning difficulties using qualitative interviews, C. A. Davies (1999) reports that she found that on many occasions her interviewees mentioned food in the course of conversations. Initially, she followed these conversations up largely in order to establish rapport with these young people. However, she gradually came to realize that in fact food was of considerable significance for her research, because it represented a lens through which her participants viewed their anxieties about the ways people attempted to control them. Food was also a focus for their strategies of resistance to control.




Research in focus 17.6 Emerging concepts

In the late 1980s and early 1990s, most UK universities were in the throes of introducing staff appraisal schemes for both academic and academic-related staff. Staff appraisal is employed to review the appraisee's performance and activities over a period of usually one or two years. Along with some colleagues, I undertook an evaluation of staff appraisal schemes in four universities (Bryman et al. 1994). The research entailed the collection of both

quantitative and qualitative data within the framework of a comparative research design. The qualitative data were derived from large numbers of interviews with appraisers, appraisees, senior managers, and many others. In the course of conducting the interviews and analysing the subsequent data we became increasingly aware of a cynicism among many of the people we interviewed. This attitude revealed itself in several ways, such as: a view that appraisal had been introduced just to pacify the government; a belief that nothing happened of any significance in the aftermath of an appraisal meeting; the view that it was not benefiting universities; and a suggestion that many participants to the appraisal process were just going through the motions. As one of the interviewees said in relation to this last feature: 'It's like going through the motions of it [appraisal]. It's just get it over with and signed and dated and filed and that's the end of it' (quoted in Bryman et al. 1994: 180).

On the basis of these findings, it was suggested that the attitudes towards appraisal and the behaviour of those involved in appraisal were characterized by *procedural compliance*, which was defined as 'a response to an organizational innovation in which the technical requirements of the innovation . . . are broadly adhered to, but where there are substantial reservations about its efficacy and only partial commitment to it, so that there is a tendency for the procedures associated with the innovation to be adhered to with less than a total commitment to its aims' (Bryman et al. 1994: 178).



The critique of qualitative research

In a similar way to the criticisms that have been levelled at quantitative research mainly by qualitative researchers, a parallel critique has been built up of qualitative research. Some of the more common ones follow.

Qualitative research is too subjective

Quantitative researchers sometimes criticize qualitative research as being too impressionistic and subjective. By these criticisms they usually mean that qualitative findings rely too much on the researcher's often unsystematic views about what is significant and important, and also upon the close personal relationships that the researcher frequently strikes up with the people studied. Precisely because qualitative research often begins in a relatively open-ended way and entails a gradual narrowing-down of research questions or problems, the consumer of the writings deriving from the research is given few clues as to why one area was the chosen area upon which attention was focused rather than another. By contrast, quantitative researchers point to the tendency for the problem formulation stage in their work to be more explicitly stated in terms of such matters as the existing literature on that topic and key theoretical ideas.

Difficult to replicate

Quantitative researchers also often argue that these tendencies are even more of a problem because of the

difficulty of replicating a qualitative study, although replication in the social sciences is by no means a straightforward matter regardless of this particular issue (see Chapter 7). Precisely because it is unstructured and often reliant upon the qualitative researcher's ingenuity, it is almost impossible to conduct a true replication, since there are hardly any standard procedures to be followed. In qualitative research, the investigator him- or herself is the main instrument of data collection, so that what is observed and heard and also what the researcher decides to concentrate upon are very much products of his or her predilections. There are several possible components of this criticism: what qualitative researchers (especially perhaps in ethnography) choose to focus upon while in the field is a product of what strikes them as significant, whereas other researchers are likely to empathize with other issues; the responses of participants (people being observed or interviewed) to qualitative researchers is likely to be affected by the characteristics of the researcher (personality, age, gender, and so on); and, because of the unstructured nature of qualitative data, interpretation will be profoundly influenced by the subjective leanings of a researcher. Because of such factors, it is difficult—not to say impossible—to replicate qualitative findings. The difficulties ethnographers experience when they revisit grounds previously trodden by another researcher (often referred to as a 'restudy') do not inspire confidence in the replicability of qualitative research (Bryman 1994).

Problems of generalization

It is often suggested that the scope of the findings of qualitative investigations is restricted. When participant observation is used or when qualitative interviews are conducted with a small number of individuals in a certain organization or locality, they argue that it is impossible to know how the findings can be generalized to other settings. How can just one or two cases be representative of all cases? In other words, can we really treat Holdaway's (1982) research on the police in Sheffield as representative of all police forces, or Armstrong's (1998) research on Sheffield United supporters as representative of all football supporters, or Waddington's (1994) study of a strike as generalizable to all lengthy strikes? In the case of research based on interviews rather than participation, can we treat interviewees who have not been selected through a probability procedure or even quota sampling as representative? Are A. Taylor's (1993) female intravenous drug-users typical of all members of that category or are Skeggs's (1994; see Research in focus 19.7) young working-class women typical?

The answer in all these cases is, of course, emphatically 'no'. A case study is not a sample of one drawn from a known population. Similarly, the people who are interviewed in qualitative research are not meant to be representative of a population, and indeed, in some cases, like female intravenous drug-users, we may find it more or less impossible to enumerate the population in any precise manner. Instead, the findings of qualitative research are to generalize to theory rather than to populations. It is 'the cogency of the theoretical reasoning' (J. C. Mitchell 1983: 207), rather than statistical criteria, that is decisive in considering the generalizability of the findings of qualitative research. In other words, it is the quality of the theoretical inferences that are made out of qualitative data that is crucial to the assessment of generalization. As noted in Chapter 3, this view of generalization is called 'analytic generalization' by Yin (2009) and 'theoretical generalization' by J. C. Mitchell (1983).


However, not all writers on the issue of generalization in relation to qualitative research (and case study research in particular) accept this view. M. Williams (2000: 215) has argued that, in many cases, qualitative researchers are in a position to produce what he calls *moderatum* generalizations—that is, ones in which aspects of the focus of enquiry (a group of drug-users, a group of football hooligans, a strike) 'can be seen to be instances of a broader set of recognizable features'. In addition, Williams argues that not only is it the case that qualitative researchers *can* make such generalizations but that in fact they often *do* make them. Thus, when generating

findings relating to the hooligans who follow a certain football club, a researcher will often draw comparisons with findings by other researchers relating to comparable groups. Indeed, the researcher may also draw comparisons and linkages with still other groups: followers of other professional sports teams or violent groups that are not linked to sport. When forging such comparisons and linkages, the researcher is engaging in *moderatum* generalization. *Moderatum* generalizations will always be limited and somewhat more tentative than those associated with statistical generalizations of the kind associated with probability sampling (see Chapter 8). On the other hand, they do permit a modicum of generalization and help to counter the view that generalization beyond the immediate evidence and the case is impossible in qualitative research.

These three criticisms reflect many of the preoccupations of quantitative research that were discussed in Chapter 7. A further criticism that is often made of qualitative research, but that is perhaps less influenced by quantitative research criteria, is the suggestion that qualitative research frequently lacks transparency in how the research was conducted.

Lack of transparency

It is sometimes difficult to establish from qualitative research what the researcher actually *did* and how he or she arrived at the study's conclusions. For example, qualitative research reports are sometimes unclear about such matters as how people were chosen for observation or interview. This deficiency contrasts sharply with the sometimes laborious accounts of sampling procedures in reports of quantitative research. However, it does not seem plausible to suggest that outlining in some detail the ways in which research participants are selected constitutes the application of quantitative research criteria. Readers have a right to know how far research participants were selected to correspond to a wide range of people. Also, the process of qualitative data analysis is frequently unclear (Bryman and Burgess 1994a). It is often not obvious how the analysis was conducted—in other words, what the researcher was actually doing when the data were analysed and therefore how the study's conclusions were arrived at. To a large extent, these areas of a lack of transparency are increasingly being addressed by qualitative researchers. It is striking that when O'Cathain et al. (2008) examined issues of quality in mixed methods research in the health services field, the qualitative methods were more likely not to be described fully (and sometimes not at all) than the quantitative components.



Is it always like this?

This was a heading that was employed in Chapter 7 in relation to quantitative research, but it is perhaps less easy to answer in relation to qualitative research. To a large extent, this is because qualitative research is less codified than quantitative research—that is, it is less influenced by strict guidelines and directions about how to go about data collection and analysis. As a result, and this may be noticed by readers of the chapters that follow this one, accounts of qualitative research are frequently less prescriptive in tone than those encountered in relation to quantitative research. Instead, they often exhibit more of a descriptive tenor, outlining the different ways qualitative researchers have gone about research or suggesting alternative ways of conducting research or analysis based on the writer's own experiences or those of others. To a large extent, this picture is changing, in that there is a growing number of books that seek to make clear-cut recommendations about how qualitative research should be carried out.

However, if we look at some of the preoccupations of qualitative research that were described above, we can see certain ways in which there are departures from the practices that are implied by these preoccupations. One of the main departures is that qualitative research is sometimes a lot more focused than is implied by the suggestion that the researcher begins with general research questions and narrows it down so that theory and concepts are arrived at during and after the data collection. There is no *necessary* reason why qualitative research cannot be employed to investigate a specific research problem. For example, Hammersley et al. (1985) describe a study that was designed to explore the impact of external assessments on schools. More specifically, they wanted to examine the contention, which was based on other studies of schools, that 'external examinations lead

to lecturing and note-taking on the part of secondary-school teachers and instrumental attitudes among their pupils' (Hammersley et al. 1985: 58). This contention was examined through a comparison of two schools that varied considerably in the emphasis they placed on examinations. This study exhibits a comparative research design (see Chapter 3), with its accent on a comparison of two cases. However, at the same time that qualitative research is sometimes more focused than is implied by the suggestion that it begins with general research questions, it is sometimes more open-ended and unfocused than this suggests. As noted in Thinking deeply 17.2, some grounded theory practitioners advocate beginning with a blank slate so that theoretical ideas emerge out of the data. However, grounded theory practitioners are not alone in this approach, for it is by no means uncommon for qualitative researchers to begin with a general focus. For example, Barley and Kunda's (2004) ethnography of technical contractors does not appear to have any research questions but seeks instead to shed light on the world of these contractors and to demonstrate the implications of some of their findings for issues in the sociology of work.

A further way in which qualitative research differs from the standard model is in connection with the notion of a lack of structure in approaches to collecting and analysing data. As will be seen in Chapter 22, techniques like conversation analysis entail the application of a highly codified method for analysing talk. Moreover, the growing use of computer-assisted qualitative data analysis software (**CAQDAS**), which will be the subject of Chapter 25, is leading to greater transparency in the procedures used for analysing qualitative data. This greater transparency may be leading to greater codification in qualitative data analysis than has previously been the case.



Some contrasts between quantitative and qualitative research

Several writers have explored the contrasts between quantitative and qualitative research by devising tables that allow the differences to be brought out (e.g.

Halfpenny 1979; Bryman 1988a; Hammersley 1992b). Table 17.1 attempts to draw out the chief contrasting features:

- *Numbers vs Words.* Quantitative researchers are often portrayed as preoccupied with applying measurement procedures to social life, while qualitative researchers are seen as using words in the presentation of analyses of society.
- *Point of view of researcher vs Point of view of participants.* In quantitative research, the investigator is in the driving seat. The set of concerns that he or she brings to an investigation structures the investigation. In qualitative research, the perspective of those being studied—what they see as important and significant—provides the point of orientation.
- *Researcher is distant vs Researcher is close.* This dimension is to do with the relationship between researchers and their research participants. In quantitative research, researchers are uninvolved with their subjects and in some cases, as in research based on postal questionnaires or on hired interviewers, may have no contact with them at all. Sometimes, this lack of a relationship with the subjects of an investigation is regarded as desirable by quantitative researchers, because they feel that their objectivity might be compromised if they become too involved with the people they study. The qualitative researcher seeks close involvement with the people being investigated, so that he or she can genuinely understand the world through their eyes.
- *Theory and concepts tested in research vs Theory and concepts emergent from data.* Quantitative researchers typically bring a set of concepts to bear on the research instruments being employed, so that theoretical work precedes the collection of data, whereas in qualitative research concepts and theoretical elaboration emerge out of data collection.
- *Static vs Process.* Quantitative research is frequently depicted as presenting a static image of social reality with its emphasis on relationships between variables. Change and connections between events over time tend not to surface, other than in a mechanistic fashion. Qualitative research is often depicted as attuned to the unfolding of events over time and to the interconnections between the actions of participants of social settings.
- *Structured vs Unstructured.* Quantitative research is typically highly structured, so that the investigator is able to examine the precise concepts and issues that are the focus of the study; in qualitative research the approach is invariably unstructured, so that the possibility of getting at actors' meanings and of concepts emerging out of data collection is enhanced.
- *Generalization vs Contextual understanding.* Whereas quantitative researchers want their findings to be generalizable to the relevant population, the qualitative researcher seeks an understanding of behaviour, values, beliefs, and so on in terms of the context in which the research is conducted.
- *Hard, reliable data vs Rich, deep data.* Quantitative data are often depicted as 'hard' in the sense of being robust and unambiguous, owing to the precision offered by measurement. Qualitative researchers claim, by contrast, that their contextual approach and their often prolonged involvement in a setting engender rich data.
- *Macro vs Micro.* Quantitative researchers are often depicted as involved in uncovering large-scale social trends and connections between variables, whereas qualitative researchers are seen as being concerned with small-scale aspects of social reality, such as interaction.
- *Behaviour vs Meaning.* It is sometimes suggested that the quantitative researcher is concerned with people's behaviour and the qualitative researcher with the meaning of action.
- *Artificial settings vs Natural settings.* Whereas quantitative researchers conduct research in a contrived context, qualitative researchers investigate people in natural environments.


Table 17.1

Some common contrasts between quantitative and qualitative research

Quantitative	Qualitative
Numbers	Words
Point of view of researcher	Points of view of participants
Researcher distant	Researcher close
Theory testing	Theory emergent
Static	Process
Structured	Unstructured
Generalization	Contextual understanding
Hard, reliable data	Rich, deep data
Macro	Micro
Behaviour	Meaning
Artificial settings	Natural settings

However, as we will see in Chapter 26, while these contrasts depict reasonably well the differences between quantitative and qualitative research, they should not be viewed as constituting hard-and-fast distinctions. As I show there, qualitative research can be employed to test theories, while quantitative research is often a good deal more exploratory than is typically assumed. Indeed, the section on ‘Reverse operationism’ in Chapter 7 implies that in quantitative research concepts often emerge out of the data that are collected (see page 180). Also, it is by no means always appropriate to characterize

qualitative researchers as collecting their data in natural (rather than artificial) settings. This may be an appropriate depiction of research that entails participant observation, but a lot of qualitative research involves interviewing and interviews do not constitute natural settings, even though the interviews tend to be less structured than in survey research. Further, quantitative and qualitative research are not so poles apart that they cannot be combined, as the discussion in Chapter 27 of mixed methods research implies.



Some similarities between quantitative and qualitative research

It is also worth bearing in mind the ways in which quantitative and qualitative research are *similar* rather than different. Hardy and Bryman (2004) have pointed out that, although there clearly are differences between quantitative and qualitative research, it should also be recognized that there are similarities too. They draw attention to the following points:


- *Both are concerned with data reduction.* Both quantitative and qualitative researchers collect large amounts of data. These large amounts of data represent a problem for researchers, because they then have to distil the data. By reducing the amount of data, they can then begin to make sense of the data. In quantitative research, the process of data reduction takes the form of statistical analysis—something like a mean or a frequency table is a way of reducing the amount of data on large numbers of people. In qualitative data analysis, as will be seen in Chapter 24, qualitative researchers develop concepts out of their often rich data.
- *Both are concerned with answering research questions.* Although the nature of the kinds of research questions asked in quantitative and qualitative research are typically different (more specific in quantitative research, more open-ended in qualitative research), they are both fundamentally concerned with answering questions about the nature of social reality.
- *Both are concerned with relating data analysis to the research literature.* Both quantitative and qualitative researchers are typically concerned to relate their findings to points thrown up by the literature relating to the topics on which they work. In other words, the researcher’s findings take on significance in large part when they are related to the literature.
- *Both are concerned with variation.* In different ways, both quantitative and qualitative researchers seek to uncover and then to represent the variation that they uncover. This means that both groups of researchers are keen to explore how people (or whatever the unit of analysis is) differ and to explore some of the factors connected to that variation, although, once again, the *form* that the variation takes differs.
- *Both treat frequency as a springboard for analysis.* In quantitative research, frequency is a core outcome of collecting data, as the investigator typically wants to reveal the relative frequency with which certain types of behaviour occur or how many newspaper articles emphasize a certain issue in their articles. In qualitative research, issues of frequency arise in the fact that, in reports of findings in publications, terms like ‘often’ or ‘most’ are commonly employed. Also, when analysing qualitative data, the frequency with which certain themes occur commonly acts as a catalyst for which ones tend to be emphasized when writing up findings.
- *Both seek to ensure that deliberate distortion does not occur.* Very few social researchers nowadays subscribe to the view that it is possible to be an entirely objective dispassionate student of social life. Further, sometimes researchers can be partisan (see Chapter 6). However, that does not imply that ‘anything goes’. In particular, researchers seek to ensure that ‘wilful bias’ (Hammersley and Gomm 2000) or what Hardy and Bryman (2004: 7) call ‘consciously motivated misrepresentation’ does not occur.

- *Both argue for the importance of transparency.* Both quantitative and qualitative researchers seek to be clear about their research procedures and how their findings were arrived at. This allows others to judge the quality and importance of their work. In the past, it has sometimes been suggested that qualitative researchers could be opaque about how they went about their investigations, but increasingly transparency surfaces as an expectation.
- *Both must address the question of error.* In Chapter 9, the significance of error for quantitative research (or, more specifically, survey research) and steps that can be taken to reduce its likelihood were introduced. For the quantitative researcher, error must be reduced as far as possible so that variation that is uncovered is real variation and not the product of problems with how questions are asked or how research instruments

are administered. In qualitative research, the investigator seeks to reduce error by ensuring that, for example, there is a good fit between his or her concepts and the evidence that has been amassed.

- *Research methods should be appropriate to the research questions.* This point is not addressed by Hardy and Bryman (2004), but a further issue is that both groups of researchers seek to ensure that, when they specify research questions, they select research methods and approaches to the analysis of data that are appropriate to those questions.

These tend to be rather general points of similarity, but they are an important corrective to any view that portrays them as completely different. There *are* differences between quantitative and qualitative research but that is not to say that there are no points of similarity.



Feminism and qualitative research

A further dimension that could have been included in the section on ‘Some contrasts between quantitative and qualitative research’ is that, in the view of some writers, qualitative research is associated with a feminist sensitivity, and that, by implication, quantitative research is viewed by many feminists as incompatible with feminism. This issue was briefly signposted in Chapter 2. The link between feminism and qualitative research is by no means a cut-and-dried issue, in that, although it became something of an orthodoxy among some writers, it has not found favour with all feminists. Indeed, there are signs at the time of writing that views on the issue are changing.

The notion that there is an affinity between feminism and qualitative research has at least two main components to it: a view that quantitative research is inherently incompatible with feminism, and a view that qualitative research provides greater opportunity for a feminist sensitivity to come to the fore. Quantitative research is frequently viewed as incompatible with feminism for the following reasons.

- According to Mies (1993), quantitative research suppresses the voices of women either by ignoring them or by submerging them in a torrent of facts and statistics.
- The criteria of valid knowledge associated with quantitative research are ones that turn women, when they are the focus of research, into objects. This means that women are again subjected to exploitation, in that knowledge and experience are extracted from them with nothing in return, even when the research is conducted by women (Mies 1993).
- The emphasis on controlling variables further exacerbates this last problem, and indeed the very idea of control is viewed as a masculine approach.
- The use of predetermined categories in quantitative research results in an emphasis on what is already known and consequently in ‘the silencing of women’s own voices’ (Maynard 1998: 18).
- The criteria of valid knowledge associated with quantitative research also mean that women are to be researched in a value-neutral way, when in fact the goals of feminist research should be to conduct research specifically *for* women.
- It is sometimes suggested that the quest for universal laws is inconsistent with feminism’s emphasis on the situated nature of social reality, which is seen as embedded in the various social identities (based on gender, ethnicity, sexual orientation, class, and so on) that are unique to individuals (Miner-Rubino et al. 2007).

By contrast, qualitative research has been viewed by many feminists as either more compatible with feminism's central tenets or as more capable of being adapted to those tenets. Thus, in contrast to quantitative research, qualitative research allows:

- women's voices to be heard;
- exploitation to be reduced by giving as well as receiving in the course of fieldwork;
- women *not* to be treated as objects to be controlled by the researcher's technical procedures; and
- the emancipatory goals of feminism to be realized. For example, Skeggs (2001: 429) has observed that one of the earliest principles on which feminist research was based was that it should 'alleviate the conditions of oppression'.

How qualitative research achieves these goals will be addressed particularly in relation to the next four chapters, since the issues and arguments vary somewhat from one method to the other. Skeggs (2001: 429–30) argues that the political goals of feminist research led to a preference for qualitative research 'to focus on women's experience and to listen and explore the shared meanings between women with an aim to reformulate traditional research agendas'. However, there are risks with this prioritization of women's experience. In feminist standpoint epistemology, a perspective that places a particular emphasis on experience from the standpoint of women, this prioritization is especially pronounced. However, as Letherby (2003: 46) has suggested, this position 'can and has been used to replace male supremacy with female supremacy and [to] support binary oppositions'. She suggests that, for many analysts, this is likely to be viewed as an unhelpful position to take.



Student experience

Feminism and the research relationship

For Erin Sanders, the prospect of using a feminist approach drawing on qualitative research was attractive in terms of her personal value commitments. However, as this passage shows, she recognized that there are dilemmas and that the issue of feminist research being less exploitative than other approaches should not be exaggerated.

A number of ethical questions emerged reinterviewing sex workers. Because I was employing feminist methodologies . . . I wanted to truly engage with the women that I spoke to, rather than employing a more positivist methodology that would mandate a sense of distance. I felt that feminist methodologies would allow a more balanced research experience—and would enable me to share information about myself to help offset the inherent power imbalance in the research relationship. However, it became evident to me that, employing a variety of 'traditional' feminist methodologies, there was still a power differential. I had hoped to avoid exploiting the women I interviewed for my own personal gain, but I am not sure that this actually happened. I'm not sure that it is ever possible to overcome the power imbalance in the research relationship, especially when I, as a 'White', 'Western' woman, research an 'Other'. From an ethical perspective, it seems to me that the research relationship fosters an exploitative relationship in a number of ways, and I will have to seriously consider how (or if) I can avoid these in future.



To read more about Erin's research experiences, go to the Online Resource Centre that accompanies this book at: www.oxfordtextbooks.co.uk/brymansrm4e/

In fact, the issue of qualitative research as providing the opportunity for a feminist approach has somewhat different aspects when looking at ethnography, qualitative interviewing, and focus groups—the topics of Chapters 19–21. However, it ought also to be recognized that there has been a softening of attitude among some feminist writers towards quantitative research in recent years. Examples of this softening are as follows.

- There is a recognition that many of the worst excesses of discrimination against women might not have come to light so clearly were it not for the collection and analysis of statistics revealing discrimination (Maynard 1994; Oakley 1998). The very presence of factual evidence of this kind has allowed the case for equal opportunities legislation to be made much more sharply, although, needless to say, there is much more that still needs to be done in this field.

- Quantitative research can be enlisted as an aid to implementing social change for feminists. Miner-Rubino et al. (2007) suggest that knowing about the distribution of attitudes and behaviour in a sample can be used to establish the most appropriate course of action for social change.
 - J. Scott (2010) has observed that one reason why qualitative research has tended to be preferred among many feminist researchers is that they have tended to be interested in women's experiences. Qualitative research is well attuned to such study. However, this represents only part of the picture when it comes to understanding inequalities, because investigating the experience of gender inequality and discrimination neglects the wider picture of the wider social structures in which those experiences are embedded. Also needed is large-scale quantitative evidence of the extent and form of gender inequality and discrimination. She shows how survey evidence can do this. For example, discussing one set of data, she shows that, 'although overall there has been a decrease in the downward mobility of women across childbirth, if women have longer breaks out of the work force or return after childbirth to a part-time job, the occupational penalties in terms of downward mobility have *increased* over time' (J. Scott 2010: 229). Such evidence can be of considerable significance from a feminist perspective, even though in itself it does not address women's experiences. What is crucial is that the research questions that drive a feminist quantitative project are informed by a feminist perspective.
 - As Jayaratne and Stewart (1991) and Maynard (1994, 1998) have pointed out, at the very least it is difficult to see why feminist research that combines quantitative and qualitative research would be incompatible with the feminist cause.
 - There has also been a recognition of the fact that qualitative research is not *ipso facto* feminist in orientation. If, for example, ethnography, which is covered in Chapter 19, provided for a feminist sensitivity, we would expect fields like social anthropology, which have been virtually founded on the approach, to be almost inherently feminist, which is patently not the case (Reinharz 1992: 47–8). If this is so, the question of appropriate approaches to feminist research would seem to reside in the *application* of methods rather than something that is inherent in them. Consequently, some writers have preferred to write about *feminist research practice* rather than about *feminist methods* (Maynard 1998: 128).
- These issues will be returned to in Chapters 19–21.



Key points

- There is disagreement over what precisely qualitative research is.
- Qualitative research does not lend itself to the delineation of a clear set of linear steps.
- It tends to be a more open-ended research strategy than is typically the case with quantitative research.
- Theories and concepts are viewed as outcomes of the research process.
- There is considerable unease about the simple application of the reliability and validity criteria associated with quantitative research to qualitative research. Indeed, some writers prefer to use alternative criteria that have parallels with reliability and validity.
- Most qualitative researchers reveal a preference for seeing through the eyes of research participants.
- Several writers have depicted qualitative research as having a far greater affinity with a feminist standpoint than quantitative research can exhibit.



Questions for review

- What are some of the difficulties with providing a general account of the nature of qualitative research?
- Outline some of the traditions of qualitative research.
- How compelling is Denzin and Lincoln's (2005b) marking-out of distinct 'moments' in the history of qualitative research?
- What are some of the main research methods associated with qualitative research?

The main steps in qualitative research

- Does a research question in qualitative research have the same significance and characteristics as in quantitative research?

Theory and research

- Is the approach to theory in qualitative research inductive or deductive?

Concepts in qualitative research

- What is the difference between definitive and sensitizing concepts?

Reliability and validity in qualitative research

- How have some writers adapted the notions of reliability and validity to qualitative research?
- Why have some writers sought alternative criteria for the evaluation of qualitative research?
- Evaluate Lincoln and Guba's (1985) criteria.
- Would it be useful to develop quality criteria into checklists?
- What is respondent validation?
- What is triangulation?

The main preoccupations of qualitative researchers

- Outline the main preoccupations of qualitative researchers.
- How do these preoccupations differ from those of quantitative researchers, which were considered in Chapter 7?

The critique of qualitative research

- What are some of the main criticisms that are frequently levelled at qualitative research?
- To what extent do these criticisms reflect the preoccupations of quantitative research?

Is it always like this?

- Can qualitative research be employed in relation to hypothesis testing?

Some contrasts between quantitative and qualitative research

- 'The difference between quantitative and qualitative research revolves entirely around the concern with numbers in the former and with words in the latter.' How far do you agree with this statement?

Some similarities between quantitative and qualitative research

- Does it make sense to describe quantitative and qualitative research as being characterized by both differences *and* similarities?

Feminism and qualitative research

- Why have many feminist researchers preferred qualitative research?
- Is there no role for quantitative research in relation to feminist research?

**Online Resource Centre**

www.oxfordtextbooks.co.uk/orc/brymansrm4e/


Visit the Online Resource Centre that accompanies this book to enrich your understanding of the nature of qualitative research. Consult web links, test yourself using multiple choice questions, and gain further guidance and inspiration from the Student Researcher's Toolkit.

18

Sampling in qualitative research

Chapter outline

Introduction	416
Levels of sampling	417
Purposive sampling	418
Theoretical sampling	418
Generic purposive sampling	422
Snowball sampling	424
Sample size	425
Not just people	427
Using more than one sampling approach	427
<i>Key points</i>	428
<i>Questions for review</i>	429





Chapter guide

This chapter outlines some of the main ways of thinking about conducting sampling in qualitative research. Whereas, in survey research, there is an emphasis on probability sampling, qualitative researchers tend to emphasize the importance of *purposive sampling* for their work. Purposive sampling places the investigator's research questions at the heart of the sampling considerations. This chapter explores:

- the significance of a consideration of levels of sampling;
- the nature of purposive sampling and the reasons for the emphasis on it among many qualitative researchers;
- theoretical sampling, which is a key ingredient of the grounded theory approach, and the nature of theoretical saturation, which is one of the main elements of this sampling strategy;
- the importance of not assuming that theoretical and purposive sampling are the same thing;
- the generic purposive sampling approach as a means of distinguishing theoretical sampling from purposive sampling in general;
- the use of more than one sampling approach in qualitative research.

Introduction

In much the same way that, in quantitative research, the discussion of sampling revolves around **probability sampling**, discussions of sampling in qualitative research tend to revolve around the notion of **purposive sampling** (see Key concept 18.1). This type of sampling is essentially to do with the selection of units (which may be people, organizations, documents, departments, and so on), with direct reference to the research questions being asked. The idea is that the research questions should give an indication of what units need to be sampled. Research questions are likely to provide guidelines as to what categories of people (or whatever the unit of analysis is) need to be the focus of attention and therefore sampled. In this chapter, purposive sampling will act as the master concept around which different sampling approaches in qualitative research can be distinguished.

Probability sampling may be used in qualitative research, though it is more likely to occur in interview-based rather than in ethnographic qualitative studies. There is no obvious rule of thumb that might be used to help the qualitative researcher in deciding when it might be appropriate to employ probability sampling, but two criteria might be envisaged. First, if it is highly significant

or important for the qualitative researcher to be able to generalize to a wider population, probability sampling is likely to be a more compelling sampling approach. This might occur when the audience for one's work is one for whom generalizability in the traditional sense of the word is important. Second, if the research questions do not suggest that particular categories of people (or whatever the unit of analysis is) should be sampled, there may be a case for sampling randomly.

However, probability sampling is rarely used in qualitative research. In many cases, it is not feasible, because of the constraints of ongoing fieldwork and also because it can be difficult and often impossible to map 'the population' from which a random sample might be taken—that is, to create a sampling frame. However, the reason why qualitative researchers rarely seek to generate random samples is not due to these technical constraints but because, like researchers basing their investigations on qualitative interviewing, they typically want to ensure that they gain access to as wide a range of individuals relevant to their research questions as possible, so that many different perspectives and ranges of activity are the focus of attention.



Levels of sampling


Writers on sampling in qualitative research sometimes provide lists of the different sampling approaches that may be found (see Key concept 18.2 for some of the main types that are frequently identified). While these are useful, they sometimes intermingle two different levels of sampling, an issue that is particularly relevant to the consideration of sampling in qualitative research based on single case study or multiple case study designs. With such research designs, the researcher must first select the case or cases; subsequently, the researcher must sample units within the case. When sampling contexts or cases, qualitative researchers have a number of principles of purposive sampling on which to draw. To a significant extent, the ideas and principles behind these were introduced in Chapter 3 in connection with the different types of case, particularly following Yin's (2009) classification. An example is a study by Savage et al. (2005) of the ways in which people retain a sense of place in the face of growing globalization. The authors sampled four areas in the Greater Manchester area and then sampled households within each of the four areas. In fact, in this research there are three levels. First, the authors justify their selection of Manchester as a site for the examination of globalization and a sense of local belonging by showing that it 'exemplifies the tensions and ambivalences of globalization itself' (Savage et al. 2005: 14). In terms of the categorization of types of case presented in Chapter 3, Manchester is therefore an exemplifying case. Subsequently, there were two levels of sampling: of contexts and then of participants.

1. Sampling of context. The researchers 'selected four contrasting residential areas in and around Manchester, whose residents had different combinations of economic and/or cultural capital and we deliberately did not seek to examine those in poor or working-class areas' (Savage et al. 2005: 15). The four sampled areas—Cheadle, Chorlton, Ramsbottom, and Wilmslow—were therefore purposively selected in line with the researchers' focus on local belonging in an era of globalization. Each is an exemplifying case in its own right, since the four areas 'were chosen to exemplify different kinds of social mix' (Savage et al. 2005: 17). The areas were sampled on the basis of

statistical data and the researchers' 'local investigations'. We see here a common strategy when sampling for multiple case studies: sampling for both heterogeneity (the different social mixes of the four areas) and homogeneity (all within Greater Manchester and therefore a common heritage).

2. Sampling of participants. Savage et al. write that they sought to generate a sample within each area that exemplified the population under consideration. Using the electoral register as a sampling frame, they sampled 1 in 3 of certain streets and then arranged interviews with individuals in households. They interviewed 186 people across the 4 areas using a semi-structured interview guide, achieving a 34 per cent response rate. Their sampling strategy allowed them to examine similarities and differences among interviewees within each area and between areas.

The sampling of areas and then participants is a common strategy in qualitative research. It can be seen in the research by Butler and Robson (2001), covered in Research in focus 2.1, which entailed sampling three London areas and then interviewees within each. In this way, there were two levels of purposive sampling: of contexts/cases (that is, the areas) and of 'gentrifiers'. It can also be seen in Swain's (2004) ethnographic study of friendship groups in schools that was examined in Research in focus 17.3. In this research, it was important for him to study the construction of masculinity in schools of contrasting socio-economic background. Since his research question implied that the construction of masculinity draws on the cultural resources that are available in a setting, it was important to demonstrate the operation of this process of social construction by exploring different social settings, since the cultural resources would be different in each setting. Since friendship groups were likely to be important contexts within which masculinities were constructed and reinforced, the sampling of students for interview was implemented by drawing on nominated friendship groups. In this research, there were two levels of sampling—of contexts/cases (that is, the schools) and then of participants (that is, of students).



Purposive sampling

Most sampling in qualitative research entails purposive sampling of some kind. What links the various kinds of purposive sampling approach is that the sampling is conducted with reference to the goals of the research, so that

units of analysis are selected in terms of criteria that will allow the research questions to be answered. This term is explained in Key concept 18.1.



Key concept 18.1

What is purposive sampling?

Purposive sampling is a non-probability form of sampling. The researcher does not seek to sample research participants on a random basis. The goal of purposive sampling is to sample cases/participants in a strategic way, so that those sampled are relevant to the research questions that are being posed. Very often, the researcher will want to sample in order to ensure that there is a good deal of variety in the resulting sample, so that sample members differ from each other in terms of key characteristics relevant to the research question. Because it is a non-probability sampling approach, purposive sampling does not allow the researcher to generalize to a population. Although a purposive sample is not a random sample, it is not a convenience sample either (see Chapter 8 on convenience sampling). A convenience sample is simply available by chance to the researcher, whereas in purposive sampling the researcher samples with his or her research goals in mind. In purposive sampling, sites, like organizations, and people (or whatever the unit of analysis is) within sites are selected because of their relevance to the research questions. The researcher needs to be clear in his or her mind what the criteria are that will be relevant to the inclusion or exclusion of units of analysis (whether the 'units' are sites, people, or something else). Examples of purposive sampling in qualitative research are theoretical sampling (see Key concept 18.3) and snowball sampling (see Research in focus 18.2 for an example). In quantitative research, quota sampling is a form of purposive sampling procedure.

In order to contextualize the discussion, I will draw on two useful distinctions that have been employed in relation to purposive sampling. First, Teddlie and Yu (2007) distinguish a sampling approach that they refer to as sequential sampling, which implies a distinction between sequential and non-sequential approaches. Non-sequential approaches to sampling might be termed 'fixed sampling strategies'. With a sequential approach, sampling is an evolving process in that the researcher usually begins with an initial sample and gradually adds to the sample as befits the research questions. Units are selected by virtue of their relevance to the research questions, and the sample is gradually added to as the investigation evolves. With a fixed purposive sampling strategy, the sample is more or less established at the outset of the research, and there is little or no adding to the sample as the research proceeds. The research questions guide the sampling approach, but the sample is more or less fixed early on in the research process.

Second, Hood (2007) distinguishes between a priori and contingent sampling approaches. A purposive sampling approach is contingent when the criteria for sampling units of analysis evolve over the course of the research. The research questions again guide the sampling of participants, but the relevant sampling criteria shift over the course of the research as the research questions change or multiply. With an a priori purposive sample, the criteria for selecting participants are established at the outset of the research. The criteria will again be ones that are designed to answer the research questions, but the criteria do not evolve as the research progresses.

Theoretical sampling

One form of purposive sampling is **theoretical sampling** (see Key concept 18.3), advocated by Glaser and Strauss (1967) and Strauss and Corbin (1998) in the context of an approach to qualitative data analysis they developed



Key concept 18.2

Some purposive sampling approaches

The following is a list of some prominent types of purposive sample that have been identified by writers such as Patton (1990) and Palys (2008):

1. *Extreme or deviant case sampling.* Sampling cases that are unusual or that are unusually at the far end(s) of a particular dimension of interest.
2. *Typical case sampling.* Sampling a case because it exemplifies a dimension of interest.
3. *Critical case sampling.* Sampling a crucial case that permits a logical inference about the phenomenon of interest—for example, a case might be chosen precisely because it is anticipated that it might allow a theory to be tested.
4. *Maximum variation sampling.* Sampling to ensure as wide a variation as possible in terms of the dimension of interest.
5. *Criterion sampling.* Sampling all units (cases or individuals) that meet a particular criterion.
6. *Theoretical sampling.* See Key concept 18.3.
7. *Snowball sampling.* See Research in focus 18.2.
8. *Opportunistic sampling.* Capitalizing on opportunities to collect data from certain individuals, contact with whom is largely unforeseen but who may provide data relevant to the research question.
9. *Stratified purposive sampling.* Sampling of usually typical cases or individuals within subgroups of interest.

The first three purposive sampling approaches are ones that are particularly likely to be employed in connection with the selection of cases or contexts. The others are likely to be used in connection with the sampling of individuals as well as cases or contexts.



Key concept 18.3

What is theoretical sampling?

According to Glaser and Strauss (1967: 45), theoretical sampling ‘is the process of data collection for generating theory whereby the analyst jointly collects, codes, and analyzes his data and decides what data to collect next and where to find them, in order to develop his theory as it emerges. The process of data collection is *controlled* by the emerging theory, whether substantive or formal.’ This definition conveys a crucial characteristic of theoretical sampling—namely, that it is an ongoing process rather than a distinct and single stage, as it is, for example, in probability sampling. Moreover, it is important to realize that it is not just people who are the ‘objects’ of sampling, as can be seen in a more recent definition: ‘Data gathering driven by concepts derived from the evolving theory and based on the concept of “making comparisons”, whose purpose is to go to places, people, or events that will maximize opportunities to discover variations among concepts and to densify categories in terms of their properties and dimensions’ (Strauss and Corbin 1998: 201). For Charmaz (2000: 519), theoretical sampling is a ‘defining property of grounded theory’ and is concerned with the refinement of the theoretical categories that emerge in the course of analysing data that have been collected, rather than boosting sample size. Theoretical sampling differs from generic purposive sampling, which is outlined below, in that its practitioners emphasize using it to provide a springboard for the generation of theory and the refinement of theoretical categories. It is iterative in the sense that it is not a one off but an ongoing process that entails several stages. It emphasizes **theoretical saturation** (see Key concept 18.4) as a criterion for deciding when to cease collecting new data on a particular theoretical idea and to move on to the investigation of some ramifications of the emerging theory.

known as grounded theory. In Glaser and Strauss's view, because of its reliance on statistical rather than theoretical criteria, probability sampling is not appropriate to qualitative research. Theoretical sampling is meant to be an alternative strategy. As they put it: 'Theoretical sampling is done in order to discover categories and their properties and to suggest the interrelationships into a theory. Statistical sampling is done to obtain accurate evidence on distributions of people among categories to be used in descriptions and verifications' (Glaser and Strauss 1967: 62). What distinguishes theoretical sampling from other sampling approaches is the emphasis on the selection of cases and units with reference to the quest for the generation of a theoretical understanding. Figure 18.1 outlines the main steps in theoretical sampling.

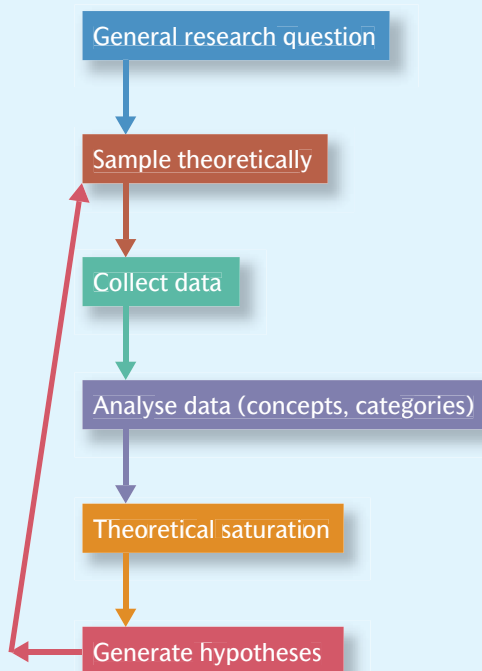
In grounded theory, you carry on collecting data (observing, interviewing, collecting documents) through theoretical sampling until **theoretical saturation** (see Key concept 18.4) has been achieved. This means that: successive interviews/observations have both formed the basis for the creation of a category and confirmed

its importance; there is no need to continue with data collection in relation to that category or cluster of categories; instead, the researcher should move on and generate hypotheses out of the categories that are building up and then move on to collecting data in relation to these hypotheses. As Charmaz (2006) puts it, when new data no longer stimulate new theoretical understandings or new dimensions of the principal theoretical categories, the relevant categories are saturated. Proponents of grounded theory argue that there is a great deal of redundancy in statistical sampling. For example, committing yourself to interviewing x per cent of an organization's members may mean that you end up wasting time and resources because you could have confirmed the significance of a concept and/or its connections with other concepts by using a much smaller sample. Instead, grounded theory advocates that you sample in terms of what is relevant to and meaningful for your theory. The key is to ensure you sample so as to test your emerging theoretical ideas. The approach is supposed to be an iterative one—that is, one in which there is a movement backwards and forwards between sampling and theoretical reflection, but it may be that the researcher feels that his or her categories achieve theoretical saturation (see Key concept 18.4) at a relatively early stage. For example, for their research on organization dress, which is referred to in Research in focus 20.7, Rafaeli et al. (1997: 14) employed initially a stratified random sampling approach (see above), but then evaluated their data 'after completing interviews with the 20 individuals selected and concluded that, because we had reached theoretical saturation (Glaser and Strauss 1967), no additional interviews were necessary'. The use of theoretical saturation as a criterion for deciding when to cease further sampling does not necessarily imply that a theoretical sampling approach has been employed. This is suggested by the quotation from Rafaeli et al., where there is no suggestion of an iterative movement between sampling and theory development. What we see here is an approach that is more redolent of what I call below a generic purposive sampling approach than of theoretical sampling.

A sampling approach that is more in tune with Glaser and Strauss's (1967) idea of theoretical sampling is provided by Finch and Mason's (1990) account of their Family Obligations Project (see Research in focus 18.1). The chief virtue of theoretical sampling is that the emphasis is upon using theoretical reflection on data as the guide to whether more data are needed. It therefore places a premium on theorizing rather than the statistical adequacy of a sample, which may be a limited guide to sample selection in many instances.

Figure 18.1

The process of theoretical sampling





Key concept 18.4

What is theoretical saturation?

The key idea is that you carry on sampling theoretically until a category has been saturated with data. 'This means, until (a) no new or relevant data seem to be emerging regarding a category, (b) the category is well developed in terms of its properties and dimensions demonstrating variation, and (c) the relationships among categories are well established and validated' (Strauss and Corbin 1998: 212). In the language of grounded theory, a category operates at a somewhat higher level of abstraction than a concept in that it may group together several concepts that have common features denoted by the category. Saturation does not mean, as is sometimes suggested, that the researcher develops a sense of *déjà vu* when listening to what people say in interviews but that new data no longer suggest new insights into an emergent theory or no longer suggest new dimensions of theoretical categories.



Research in focus 18.1

Theoretical sampling in a study of family obligations

Finch and Mason's (1990: 26) Family Obligations Project was a study of 'patterns of support, aid and assistance . . . between adult kin' in Manchester. Initially, survey research, using a structured interview, was conducted and yielded nearly 1,000 completed interviews. A sample of these interviewees was then approached to be interviewed by semi-structured interview. The initial sample for this phase of the investigation was selected purposively—that is, with specific target subgroups in mind. These were divorced and/or remarried people and the youngest group at the time of the survey (18–24 years of age). Their rationale for this purposive selection is as follows: 'Since fieldwork was principally to be concerned with understanding the process of negotiation between relatives, we decided that it would be much more useful to focus upon individuals who might currently or recently have been involved in processes of negotiation and renegotiation of family relationships' (1990: 33).

Finch and Mason sampled 5 at a time from the total of each of these subgroups who were willing to be interviewed again (112 in the divorced/remarried subgroup and 117 young adults). Individuals were sampled using random numbers. In addition, the authors wanted to interview the kin groups of individuals from the initial social survey as providing examples of 'negotiations between relatives over issues concerning financial or material support' (1990: 38). They decided to conduct two further interviews with the focal person in a negotiation over family obligations and one interview with each of that person's relatives. However, the sampling strategy was based on the selection not of individuals as cases but of *situations*. In order to make the data comparable, they searched out individuals and their kin who had been identified in the survey—for example, as having moved back into their parents' home following a divorce. A further element in their sampling strategy was that the authors 'tried to keep an eye on the range of experiences that [they] were studying, and to identify any obvious gaps' (1990: 43). As a result of this ongoing 'stocktaking exercise', as they call it, they identified certain gaps in their data: men, because by and large they were the focus of interviews as part of kin networks rather than initial **key informants** in their own right; unemployed people, particularly because of high levels at the time of the research; ethnic minorities; social classes I, IV, and V; widows and widowers; and stepchildren and stepgrandparents. As Finch and Mason's experience shows, the process of theoretical sampling is not only one that gives priority to theoretical significance in sampling decisions, but is also one that forces researchers to sharpen their reflections on their findings during the fieldwork process.

The ideas of theoretical sampling and theoretical saturation will be encountered again when grounded theory is examined in greater detail in the context of qualitative data analysis in Chapter 24.

Generic purposive sampling

Hood (2007: 152) has usefully pointed out that there is a tendency among many writers and researchers to ‘identify all things qualitative with “grounded theory”’. This is particularly the case with the notion of theoretical sampling, which is often treated as synonymous with purposive sampling when in fact it is one form of purposive sampling (see Key concept 18.3). Hood usefully contrasts grounded theory with what she calls a ‘generic inductive qualitative model’, which is relatively open-ended and emphasizes the generation of concepts and theories but does not entail (among other things) the iterative style of grounded theory. Sampling considerations are particularly prominent in this contrast between grounded theory and the generic inductive qualitative model. Whereas, as we have seen, theoretical sampling is a sequential sampling process whereby sampling is conducted in order to develop theoretical categories and inferences, in the generic inductive qualitative model, sampling is conducted purposively but not necessarily with regard to the generation of theory and theoretical categories. I am going to call this sampling approach *generic purposive sampling*, a category that subsumes several of the sampling strategies identified in Key concept 18.2, though not theoretical sampling. Generic purposive sampling may be employed in a sequential or in a fixed manner and the criteria for selecting cases or individuals may be formed a priori (for example, socio-demographic criteria) or be contingent or a mixture of both. In most of the examples discussed in this book, generic purposive sampling is fixed and a priori. However, the criteria employed are ones that are informed by the research questions. When using a generic purposive sampling approach with respect to the selection of cases or contexts, the researcher establishes criteria concerning the kinds of cases needed to address the research questions, identifies appropriate cases, and then samples from those cases that have been identified. When contexts are being sampled, as in the examples cited above in the work of Butler and Robson (2001), Swain (2004), and Savage et al. (2005), it is common for some form of generic purposive sampling to be employed. In the case of the study by Savage et al., each of the four sampled areas had to be predominantly middle class but had to vary in terms of social mix. These were criteria specified

at the outset that determined the sampling of areas. In Swain’s (2004) ethnographic research, the three schools were selected to reveal variation in terms of two criteria: type of school (state versus fee-paying) and the social characteristics of the intake.

Generic purposive sampling (or variations of it) is often employed in relation to the selection of participants. The initial sample that provided the basis for the twenty participants in the study by Jones et al. (2010) that was referred to several times in Chapter 1 (see in particular Table 1.1) was generated by searching for senior managers who had taken early retirement in the database of several organizations. Thus, two criteria appear to have been established from the outset on an a priori basis—being a senior manager and an early retiree. For her study of new forms of mediated communication and their implications for interaction, Rettie (2009) focused upon mobile phone communication. She conducted semi-structured interviews with thirty-two UK adults who spent at least £15 per month on their mobile phones. For their study of the meaning of work–life balance issues for trade union representatives in two sectors (retailing and media), Rigby and O’Brien-Smith (2010) selected a purposive sample based on three criteria: making sure that representatives were at each of three levels (national officials, full-time officials, and lay representatives); union respondents were at ‘better organised workplaces’ (2010: 206); and there was variety in the geographical location of the representatives who were interviewed. Finally, for the research referred to in Research in focus 20.8, the authors purposively sampled employees from each of six quite different organizations. They write: ‘We aimed for diversity in terms of age, organization and occupation, and approximately equal numbers of men and women. Our assumption was that this would maximize the likelihood of accessing variation and highlight any common core of experience more than a homogeneous sample would’ (Bosley et al. 2009: 1499). What we see in all these examples is a quest for appropriate samples in terms of the research questions in which the researcher is interested.

Generic purposive sampling in a mixed methods context

Sometimes, when conducting a mixed methods investigation involving both quantitative and qualitative research, the findings from a survey might be used as the basis for the selection of a purposive sample. For example, in a study of social policy researchers in the UK, an e-survey was conducted that sought respondents’ views on a wide variety of issues concerning criteria for

evaluating the quality of social policy research (Sempik et al. 2007; Bryman et al. 2008). Respondents were asked whether they would be prepared to be interviewed by telephone so that issues could be probed more deeply and other issues that had not been explored in the e-survey could be addressed. Of the 251 respondents who replied to the online questionnaire, 90 agreed to be interviewed. On the basis of their replies, 28 of the 90 respondents were interviewed by telephone using a semi-structured interview approach. The 28 interviewees were selected to reflect a variety of orientations to social policy research and to the evaluation of research quality. For example, one criterion was derived from where the respondent stood on the issue of whether he or she felt that social policy research should contribute to policy and practice or to knowledge or to a combination of both. This sampling strategy allowed interviewees to be selected purposively in terms of criteria that were central to the main topic of the research—the appraisal of research quality.

Another example is afforded by the Cultural Capital and Social Exclusion (CCSE) project referred to in Research in focus 2.9. The researchers selected interviewees from among those who had indicated in the course of responding to the survey interview that they were prepared to be interviewed. The authors write:

The selection of households aimed to reflect the current diversity of household (or family) life in Britain. A further aim of the analysis is to explore the significance of the internal dynamics of the household for the formation of cultural tastes and the formation and transmission of cultural capital. (www.open.ac.uk/socialsciences/cultural-capital-and-social-exclusion/methodology.php (accessed 27 September 2010))

In order to achieve these aims, the authors selected households for the qualitative phase of the research so that there was a distribution of households in terms of:



Student experience

Purposive sampling for a student project

Several of the students who completed questionnaires about their investigations used a form of purposive sampling when they were conducting qualitative research. Isabella Robbins provided a particularly detailed account of how she went about purposive sampling of mothers for her study of decision-making in relation to childhood vaccinations and the reasons for some of her choices. Her sampling strategy entailed a generic purposive sampling approach.

Recruitment of participants was planned to take place in my own locality, for the pragmatic reason of fitting in the collection of fieldwork with my own complex obligations. I planned to recruit mothers with contrasting socio-economic profiles, the reason being, to help make key comparisons and test and develop theoretical propositions. My plan was to recruit twenty mothers from working-class and twenty mothers from middle-class profiles in order to yield approximately forty interviews. I acknowledge that assigning the profile of class is problematic, and even more so for women whose working status is interrupted by motherhood. Their socio-economic profiles were assigned based on the mothers' current or previous job using the National Statistics Socio-Economic Classification (NS-SEC) schema.

Vaccination rates are known to differ in terms of socio-demographic profiles. In line with this, I gained access to parent and toddler groups in identifiable working-class and middle-class areas of Nottingham . . . Mothers were recruited through Parent and Toddler groups in areas with socio-economic profiles. Names of the groups and their organizers were identified from a local council publication, supplemented by other publications offering information regarding services offered to parents and children in the locality.

One of the features that is striking about this account is that Isabella employed statistics about vaccination rates as a springboard for her choices of criteria of whom to interview.



To read more about Isabella's research experiences, go to the Online Resource Centre that accompanies this book at: www.oxfordtextbooks.co.uk/orc/brymansrm4e/

their profiles in terms of answers to questions on cultural capital; presence of dependent children; variety of geographical areas; and variety of types of household (Bennett et al. 2009: 276).

Snowball sampling

Snowball sampling is a sampling technique in which the researcher samples initially a small group of people relevant to the research questions, and these sampled participants propose other participants who have had the experience or characteristics relevant to the research. These participants will then suggest others and so on. As noted in Chapter 8, it is sometimes (though rarely) used in survey research when probability sampling is more or less impossible. It is also sometimes recommended when networks of individuals are the focus of

attention (Coleman 1958). In fact, Noy (2008) points out that snowball sampling is frequently presented as a strategy to be employed when probability sampling is impossible or not feasible—for example, when trying to sample hard-to-reach populations because of the absence of a sampling frame. This is often how it is represented in discussions of its use in survey research and sometimes in qualitative research too (see Research in focus 8.5). However, Noy observes from his studies of Israeli backpackers and of Israeli semi-professional male drivers that one advantage the technique offers is that it is able simultaneously to capitalize on and to reveal the connectedness of individuals in networks. Snowball sampling was employed in my study of visitors to Disney theme parks and by Schepher-Hughes in her ethnography of the illicit trade in organs (see Research in focus 18.2).



Research in focus 18.2 A snowball sample

For her study of a highly sensitive and covert area—the global trade in organs—Schepher-Hughes (2004: 31) describes her sampling approach as follows (although using the term ‘she’, Schepher-Hughes is referring to herself):

Using the traditional method of ‘snowballing’—one patient, one surgeon, one hospital, one mortuary, one eye bank leading to the next—she begins to uncover a string of clues that will eventually take her from Brazil to Argentina and Cuba, and from South Africa to Israel, the West Bank and Turkey, and from Moldova in Eastern Europe to the Philippines in Southeast Asia. Finally, the clues lead her back to transplant units in Baltimore, Philadelphia and New York City.

Through this sampling procedure, she was able to interview a wide diversity of people involved in the organs trade—transplant surgeons, nurses, procurement specialists, police officers, health ministers, and so on as well as kidney donors in several countries, kidney hunters, kidney buyers, and organ brokers. In addition, she was able to observe many of the transactions that took place.

The sampling of informants in ethnographic research is sometimes a combination of opportunistic sampling and snowball sampling. Much of the time ethnographers are forced to gather information from whatever sources are available to them. Very often they face opposition or at least indifference to their research and are relieved to glean information or views from whoever is prepared to divulge such details. This seems to have been the essence of Armstrong’s (1993: 21) strategy in the context of football hooliganism when he tried to ‘locate individuals within the group networks that constituted the Blades’. However, as the lengthy quotation from his work on page 440 suggests, he was regularly able to secure from his informants details of others whom it would be useful for him to consult. Similarly, A. Taylor (1993: 16) has

written in connection with her study of female drug-users that her research participants were

eventually obtained by a mix of ‘snowballing techniques’ . . . and my almost continuous presence in the area. . . . Rather than ask to be introduced or given names of others I could contact, when I met a woman I would spend as much time with her as she would allow, participating in her daily round, and through this come to meet others in her social circle. My continued presence in the area also led other women drug users to approach me when I was alone . . . In addition, the drug worker in the area would mention my presence and interest to women with whom he came in contact and facilitate introductions where possible.



Student experience


Snowball sampling for a student project

Jonathan Smetherham used snowball sampling for his ethnographic study of a non-governmental organization (NGO) in rural Nicaragua. He writes:

Snowball sampling was used as I was living amongst the community for 7 weeks & contacts would be made almost every day through my activities as a volunteer. By spending time talking to local residents, I would be introduced to others and made aware of further areas of the community that I would benefit from visiting.



To read more about Jonathan's research experiences, go to the Online Resource Centre that accompanies this book at: www.oxfordtextbooks.co.uk/orc/brymansrm4e/



Sample size

One of the problems that the qualitative researcher faces is that it can be difficult to establish at the outset how many people will be interviewed if theoretical considerations guide selection. It is impossible to know, for example, how many people should be interviewed before theoretical saturation has been achieved. To a certain extent, this is not helped by the fact that the criteria for recognizing or establishing when or whether saturation has been achieved are rarely articulated in detail (Guest et al. 2006). Also, as an investigation proceeds, it may become apparent that groups will need to be interviewed who were not anticipated at the outset. Morse (2004a) gives the example of a study of sudden infant death syndrome, which was initially to focus on parents but which, as a result of interviews with them, had to be broadened to include professionals. This necessity arose because parents' accounts flagged the importance of there being uncertainty about which groups of professionals had primary responsibility in such circumstances. With probability sampling, such considerations can be specified, taking into account the size of the population and time and cost constraints.

As a rule of thumb, however, the broader the scope of a qualitative study and the more comparisons between groups in the sample that are required, the more interviews will need to be carried out (Warren 2002; Morse 2004b). Taking the second of these two criteria, if several comparisons are likely to be wanted—between males and females, different age groups, different types of research participants in terms of locally relevant factors—a larger sample is likely to be necessary. Also, in a study of the experience of relationship breakdown, fewer respondents are likely to be necessary if the emphasis is on those who have been formally married as opposed to the more

general category of being in a relationship. Nonetheless, Warren (2002: 99) makes the interesting remark that, for a qualitative interview study to be published, the minimum number of interviews required seems to be between twenty and thirty. This suggests that, although there is an emphasis on the importance of sampling purposively in qualitative research, minimum levels of acceptability operate, although there are almost certainly exceptions to Warren's rule (for example, very intensive interviews of the kind conducted in life story interviews, where there may be just one or two interviewees). Moreover, by no means all practitioners would agree with Warren's figure. Gerson and Horowitz (2002: 223) write that 'fewer than 60 interviews cannot support convincing conclusions and more than 150 produce too much material to analyse effectively and expeditiously'. The differences between these authors suggest how difficult it can be to try to specify minimum sample sizes (see also Guest et al. (2006) and Mason (2010) for other summaries of some researchers' suggestions on this issue). The size of sample that is able to support convincing conclusions is likely to vary somewhat from situation to situation in purposive sampling terms, and qualitative researchers have to recognize that they are engaged in a delicate balancing act:

In general, sample sizes in qualitative research should not be so small as to make it difficult to achieve data saturation, theoretical saturation, or informational redundancy. At the same time, the sample should not be so large that it is difficult to undertake a deep, case-oriented analysis. (Onwuegbuzie and Collins 2007: 289)

Given the ranges of opinion about appropriate sample sizes, it is not surprising that, when Mason (2010) examined the abstracts of doctoral theses derived from interview-based qualitative research in Great Britain and Ireland, he found that the 560 theses varied in sample size from 1 to 95, with a mean of 31 and a median of 28. The difference between the mean and median suggests that the mean is being inflated by some rather large samples. Mason refers to a study (an online paper whose link no longer worked when I tried to access it) that reviewed 50 grounded theory-based research articles, which found sample sizes to vary between 5 and 350.

It is also likely that the orientation of the researchers and the purposes of their research will be significant. Crouch and McKenzie (2006) make a virtue of small sample sizes by arguing that samples of fewer than twenty increase the qualitative researcher's chances of getting close involvement with their participants in interview-based studies and generating fine-grained

data, features that were significant for their study of long-term cancer survivors. What is likely to be crucial is to justify rigorously any sample size. In other words, rather than rely on others' impressions of suitable sample sizes in qualitative research, it is almost certainly better to be clear about the sampling method you employed, why you used it, and why the sample size you achieved is appropriate. It may be that the reason why you feel that a sample of a certain size is adequate is because you feel you have achieved theoretical saturation, a term that, while strongly linked to grounded theory, is often used by researchers operating within a variety of approaches. If saturation is the criterion for sample size, specifying minima or maxima for sample sizes is pointless. Essentially, the criterion for sample size is whatever it takes to achieve saturation. The problem is that, as several writers observe (e.g. Guest et al. 2006; Mason 2010), saturation is often *claimed* but not justified or explained (Bowen 2008). See Thinking deeply 18.1 for more on this issue.



Thinking deeply 18.1

Saturation and sample size


As noted in the text, it is very difficult to know in advance how many interviews you need to conduct if theoretical saturation (see Key concept 18.4) is employed as a principle for assessing the adequacy of a sample. Further, the criteria for deciding when theoretical saturation has been achieved are more or less absent. In response to these conundrums, Guest et al. (2006) conducted some experiments with data they had collected from in-depth interviews with women in two West African countries. They had conducted and transcribed sixty interviews. They analysed the process of what they call 'data saturation', which means the number of interviews 'needed to get a reliable sense of thematic exhaustion and variability within [their] data set' (Guest et al. 2006: 65). Interestingly, they found that, by and large, data saturation was achieved once around twelve transcripts had been thematically analysed. Taking the transcripts from just one of the two West African countries, by the time twelve interviews had been examined, 92 per cent of the codes used for this batch of transcripts had been generated. Also, the codes generally did not require significant revision after twelve interviews, implying that saturation of categories was arrived at quite quickly. However, as the authors note, their sample was relatively homogenous (women at high risk of contracting HIV), and the research was narrow in scope (how these women discuss sex). Consequently, it may be that saturation was achieved at an earlier point than with qualitative studies drawing on more heterogeneous samples and with broad research foci. The experiment is instructive in terms of implying that research based on qualitative interviews can be based on quite small samples, when theoretical saturation is used as a criterion for deciding on the adequacy of the sample. What is now needed are similar experiments with different samples and topics.

Related to this issue is that you need to be sure that you do not generalize inappropriately from your data. Onwuegbuzie and Leech (2010) observe that for the most part there are two kinds of generalization that may be inferred from a qualitative study. One is analytic generalization, which is much the same as theoretical generalization (J. C. Mitchell 1983). These two terms

were encountered in Chapters 3 and 17. The other they call 'case-to-case transfer', which refers to making generalizations from one case to another case that is broadly similar. This is more or less the same as the notion of *moderatum* generalization (M. Williams 2000), which was referred to in Chapter 17. Generalization to a population may be legitimate when a probability sampling procedure

has been employed. Onwuegbuzie and Leech analysed all 125 empirical articles that had been published in the *Qualitative Report*, an academic journal that has been in publication since 1990. They found that 29.6 per cent of the articles contained generalizations that illegitimately went beyond the sample participants. In other words, just under one-third of articles made inferences to a

population beyond the study's participants. As the authors note, when this occurs, there is an inconsistency between the design of the research and the interpretations that are made about the resulting data. There is clearly a lesson here about the need to be clear about what you can and cannot infer from a sample of any kind, something that applies to sampling in quantitative research too.



Not just people

Sampling is not just about people but also about sampling other things. For one thing, principles of purposive sampling can be applied to things like documents, in much the same way that probability sampling can be applied to different kinds of phenomena to generate a representative sample. However, there is another dimension to sampling in qualitative research that is worth bearing in mind. This is to do with needing to sample the different contexts within which interviewing or observation take place. Writing about ethnographic research, Hammersley and Atkinson (1995) mention time and context as needing to be considered in the context of sampling. Attending to *time* means that the ethnographer must make sure that people or events are observed at different times of the day and different days of the week. To do otherwise risks drawing inferences about certain people's behaviour or about events that are valid only for mornings or for weekdays rather than weekends. It is impossible to be an ethnographer all the time for several reasons: need to take time out to write up notes;

other commitments (work or domestic); and body imperatives (eating, sleeping, and so on). When the group in question operates a different cycle from the ethnographer's normal regime (such as night shifts in a hospital or going to nightclubs), the requirement to time sample may necessitate a considerable change of habit.

It can also be important to sample in terms of *context*. People's behaviour is influenced by contextual factors, so that it is important to ensure that such behaviour is observed in a variety of locations. For example, one of the important features of research on football hooliganism is that, of course, those engaged in such activity are not full-time football hooligans. In order to understand the culture and worldview of football hooligans, writers like Armstrong (1993) and Giulianotti (1995; Research in focus 19.2) had to ensure that they interacted with them not just around the time of football matches, but also in a variety of contexts (pubs, general socializing), which also meant at different times.



Using more than one sampling approach

Purposive sampling often involves more than one of the approaches outlined above. For example, it is quite common for snowball sampling to be preceded by another form of purposive sampling. In effect, the process entails sampling initial participants without using a snowball approach and then using these initial contacts to broaden out through a snowballing method. Thus, in their study of the role of power in the branding of a tourist destination—the Gold Coast in Australia—Marzano and Scott (2009) initially purposively sampled key stakeholders in the branding process. These were individuals who had

key roles in the agencies responsible for and with an interest in the branding of this tourist destination. As a result of the snowballing process, people like senior managers in hotels and theme parks were also identified and became candidates for inclusion in the research, which was conducted by semi-structured interview. To give a further and in some ways similar example, Vasquez and Wetzel (2009) report the results of a study of racial identities among two US ethnic groups. When collecting data on one of these groups—Potawatomi Indians—the researchers collected data from an initial group

of interviewees who had been selected by virtue of their formal positions in the life of Potawatomi Nation. These are described as ‘elected officials, directors of key programmes, and community members’ (Vasquez and Wetzel 2009: 1560). Thereafter, snowball sampling took over to broaden out the scope of the research, with 113 individuals being interviewed. In both of these studies, individuals were initially selected because they occupied a position relevant to the investigation, and this primary sample was then used to suggest further relevant participants to expand the research. In both cases, a generic purposive sample (based on individuals who met a criterion—occupancy of structural positions relevant to the research) was selected, and then a snowballing approach was employed.

A further sense in which more than one sampling approach may be employed is when researchers appear to aim for an element of both purposiveness and representativeness in their approach. As an example, Savage et al. (2005) used an electoral register to sample one in three of certain streets and then arranged interviews with individuals in households. Their search was for interviewees who would exemplify the social make-up of each of the four Manchester areas. Similarly, Butler and Robson (2001) aimed to interview seventy-five ‘gentrifiers’ in each of the three London areas and used the electoral register to locate individuals who could be identified as appropriate to their research. They write: ‘we believe that our respondents are largely representative of the middle-class populations in each of our areas’ (Butler and Robson 2001: 2148). For her study of hair salons and barbers referred to in Research in focus 2.3, R. S. Cohen (2010) constructed an initial sample by listing all salons in the city by postcode and interviewing at least one person in each establishment. There was then a second stage,

which was more suggestive of purposive sampling, where data derived from the survey were employed to select interviewees from four categories of salon that were relevant to the research questions and that had not been sufficiently covered in the first sampling stage: ‘salons containing chair-renting, chain-salons, barbershops, and salons with primarily ethnic minority clients’ (R. S. Cohen 2010: 204).

There is evidence of a quest for both purposiveness and representativeness in these three studies. With the work of both Savage et al. and Butler and Robson, the purposiveness reveals itself mainly in the search for areas with appropriate characteristics; in the case of Cohen’s research, the purposiveness reveals itself in the boosting of the sample with additional interviewees likely to be relevant to the research questions. At the same time, there is a strong sense of wanting to generate a sample with at least a semblance of representativeness. This is quite an interesting development, since sampling in qualitative research, as we have seen, is primarily associated with purposive sampling. At the same time, it raises an interesting question that may at least in part lie behind the use of representativeness in these studies. Given that, when you sample purposively, in many cases several individuals (or whatever the unit of analysis is) will be eligible for inclusion, how do you decide which one or ones to include? In other words, if my research questions direct me to select a subsample that has criteria *a* and *b* and another subsample that has criteria *a* and *c*, so that I can compare them, how do I choose between the individuals who meet each of the two pairs of criteria? Sampling for at least a modicum of representativeness, as these researchers appear to have done, may be one way of making such a decision.



Key points

- Purposive sampling is the fundamental principle for selecting cases and individuals in qualitative research.
- Purposive sampling places the investigation’s research questions at the forefront of sampling considerations.
- It is important to bear in mind that purposive sampling will entail considerations of the levels at which sampling needs to take place.
- It is important to distinguish between theoretical sampling and the generic purposive sampling approach, as they are sometimes treated synonymously.
- Theoretical saturation is a useful principle for making decisions about sample size, but there is evidence that it is often claimed rather than demonstrated.



Questions for review

- How does purposive sampling differ from probability sampling and why do many qualitative researchers prefer to use the former?

Levels of sampling

- Why might it be significant to distinguish between the different levels at which sampling can take place in a qualitative research project?

Purposive sampling

- Why is theoretical sampling such an important facet of grounded theory?
- How does theoretical sampling differ from the generic purposive sampling approach?
- Why is theoretical saturation such an important ingredient of theoretical sampling?
- What are the main reasons for considering the use of snowball sampling?

Sample size

- Why do writers seem to disagree so much on what is a minimum acceptable sample size in qualitative research?
- To what extent does theoretical sampling assist the qualitative researcher in making decisions about sample size?

Not just people

- Why might it be important to remember in purposive sampling that it is not just people who are candidates for consideration in sampling issues?

Using more than one sampling approach

- How might it be useful to select people purposively following a survey?
-



Online Resource Centre

www.oxfordtextbooks.co.uk/orc/brymansrm4e/

Visit the Online Resource Centre that accompanies this book to enrich your understanding of research designs. Consult web links, test yourself using multiple choice questions, and gain further guidance and inspiration from the Student Researcher's Toolkit.

19

Ethnography and participant observation

Chapter outline

Introduction	431
Access	433
Overt versus covert ethnography	433
Access to closed settings	435
Access to open/public settings	436
Ongoing access	439
Key informants	439
Roles for ethnographers	440
Active or passive?	446
Field notes	447
Types of field notes	450
Bringing ethnographic research to an end	452
Can there be a feminist ethnography?	453
The rise of visual ethnography	455
Writing ethnography	462
The changing nature of ethnography	464
<i>Key points</i>	466
<i>Questions for review</i>	466



Chapter guide

Ethnography and participant observation entail the extended involvement of the researcher in the social life of those he or she studies. However, the former term is also frequently taken to refer to the written output of that research. The chapter explores:

- the problems of gaining access to different settings and some suggestions about how they might be overcome;
- the issue of whether a covert role is practicable and acceptable;
- the role of key informants for the ethnographer;
- the different kinds of roles that ethnographers can assume in the course of their fieldwork;
- the role of field notes in ethnography and the varieties of forms they can assume;
- issues involved in bringing ethnographic research to an end;
- the role of visual materials, which have attracted increased attention in recent years, in ethnography;
- the controversy about the nature of feminist ethnography;
- key issues raised by discussions about the writing of ethnography;
- the changing meanings of 'ethnography'.

Introduction

Discussions about the merits and limitations of participant observation have been a fairly standard ingredient in textbooks on social research for many years. However, for some time writers on research methods have preferred to write about **ethnography** rather than **participant observation**. It is difficult to date the point at which this change of terminology (though it is more than just this) occurred, but sometime in the 1970s ethnography began to become the preferred term. Before that, ethnography was primarily associated with social anthropological research, whereby the investigator visits a (usually) foreign land, gains access to a group (for example, a tribe or village), spends a considerable amount of time (often many years) with that group with the aim of uncovering its culture, watches and listens to what people say and do, engages people in conversations to probe specific issues of interest, takes copious **field notes**, and returns home to write up the fruits of his or her labours.

Key concept 19.1 represents an attempt to deal with some of these issues and to arrive at a working definition of ethnography. The seven bullet points at the end of Key concept 19.1 that make up the definition of ethnography featured there could be viewed as a simple process of joining a group, watching what goes on, making some

notes, and writing it all up. In fact, ethnography is nowhere nearly as straightforward as this implies. This chapter will outline some of the main decision areas that confront ethnographers, along with some of the many contingencies they face. However, it is not easy to generalize about the ethnographic research process in such a way as to provide definitive recommendations about research practice. As prefigured at the end of the previous chapter, the diversity of experiences that confront ethnographers and the variety of ways in which they deal with them does not readily permit clear-cut generalizations. The following comment in a book on ethnography makes this point well:

Every field situation *is* different and initial luck in meeting good informants, being in the right place at the right time and striking the right note in relationships may be just as important as skill in technique. Indeed, many successful episodes in the field do come about through good luck as much as through sophisticated planning, and many unsuccessful episodes are due as much to bad luck as to bad judgement. (Sarsby 1984: 96)



Key concept 19.1

What are ethnography and participant observation?

Many definitions of ethnography and participant observation are very difficult to distinguish. Both draw attention to the fact that the participant observer/ethnographer immerses him- or herself in a group for an extended period of time, observing behaviour, listening to what is said in conversations both between others and with the fieldworker, and asking questions. It is possible that the term 'ethnography' is sometimes preferred because 'participant observation' seems to imply just observation, though in practice participant observers do more than simply observe. Typically, participant observers and ethnographers will gather further data through interviews and the collection of documents. It may be, therefore, that the apparent emphasis on observation in the term 'participant observation' has meant that an apparently more inclusive term would be preferable, even though in fact it is generally recognized that the method entails a wide range of methods of data collection and sources. Ethnography is also sometimes taken to refer to a study in which participant observation is the prevalent research method but that also has a specific focus on the culture of the group in which the ethnographer is immersed.

However, the term 'ethnography' has an additional meaning, in that it frequently simultaneously refers to both a method of research of the kind outlined above *and* the written product of that research. Indeed, 'ethnography' frequently denotes both a research process and the written outcome of the research. For example, consider the opening sentences of A. Taylor's (1993) book on female drug-users, which was mentioned on several occasions in Chapter 17.

This book provides an account of the lives and experiences of a group of female intravenous drug users in Glasgow. It is based on fifteen months' participant observation of the women in their own setting and on in-depth interviews carried out at the end of the observation period. It is the first full ethnographic account of the lifestyle of female drug users. (A. Taylor 1993: 1)

It is worth noting the following features.

- The book is subtitled *An Ethnography of a Female Injecting Community*. The term 'ethnography' therefore seems to apply both to the method of investigation and to the book itself. This is underlined by the phrase 'the first full ethnographic account'.
- The mention of the main data-collection methods as participant observation *and* interviewing suggests that the ethnographic research comprises these two techniques of data collection but that interviewing is viewed as something separate from participant observation. In fact, participant observers frequently conduct interviews in the course of their research.
- The passage draws on several qualitative research motifs encountered in Chapter 17, such as the preference for seeing through the eyes of the people being studied (reference to 'lives and experiences') and a naturalistic stance ('in their own setting').

In this book, ethnography will be taken to mean a research method in which the researcher:

- is immersed in a social setting for an extended period of time;
- makes regular observations of the behaviour of members of that setting;
- listens to and engages in conversations;
- interviews informants on issues that are not directly amenable to observation or that the ethnographer is unclear about (or indeed for other possible reasons);
- collects documents about the group;
- develops an understanding of the culture of the group and people's behaviour within the context of that culture;
- and writes up a detailed account of that setting.

Thus, ethnography is being taken to include participant observation and is also taken to encapsulate the notion of ethnography as a written product of ethnographic research.



Tips and skills

Micro-ethnography

If you are doing research for an undergraduate project or master's dissertation, it is unlikely that you will be able to conduct a full-scale ethnography. Ethnographic research usually entails long periods of time in the field in an organization, as part of a community, or in the company of a group. Nevertheless, it may be possible to carry out a form of *micro-ethnography* (Wolcott 1990b). This would involve focusing on a particular aspect of a topic. For example, if you are interested in call centres, you might focus on the way staff manage to interact and discuss work problems in spite of continuously receiving calls and being monitored. A relatively short period of time (from a couple of weeks to a few months) could be spent in the organization—on either a full-time or a part-time basis—to achieve such a tightly defined topic.

However, this statement should not be taken to imply that forethought and an awareness of alternative ways of doing things are irrelevant. It is with this kind of issue

that the rest of this chapter will be concerned. However, issues to do with the conduct of interviews by ethnographers will be reserved for Chapter 20.



Access

One of the key and yet most difficult steps in ethnography is gaining access to a social setting that is relevant to the research problem in which you are interested. The way in which access is approached differs along several dimensions, one of which is whether the setting is a relatively open one or a relatively closed one (Bell 1969). Hammersley and Atkinson (1995) make a similar distinction when they refer to 'public' settings as opposed to ones that are not public (see also Lofland and Lofland 1995). Closed, non-public settings are likely to be organizations of various kinds, such as firms, schools, cults, social movements, and so on. The open/public setting is likely to be everything else—that is, research involving communities, gangs, drug-users, and so on.

Overt versus covert ethnography

One way to ease the access problem is to assume a *covert* role—in other words, not to disclose the fact that you are a researcher. This strategy obviates the need to negotiate access to organizations or to explain why you want to intrude into people's lives and make them objects of study. As we shall see, seeking access is a highly fraught business, and the adoption of a covert role removes some of the difficulties. These two distinctions—the open/public versus closed setting and the overt versus covert role—

suggest, following Bell (1969), a fourfold distinction in forms of ethnography (see Figure 19.1, which contains for each of the four types examples that have been encountered in earlier chapters or will be mentioned in this one).

Three points should be registered about Figure 19.1. First, the open/public setting versus closed setting distinction is not a hard-and-fast one. Sometimes, gaining access to groups can have a near formal quality, such as having to pacify a gang leader's anxieties about your goals. Also, organizations sometimes create contexts that have a public character, such as the meetings that are arranged for members or prospective recruits by social movements such as religious cults or political movements like the National Front.

Secondly, the overt versus covert distinction is not without problems. For example, while an ethnographer may seek access through an overt route, there may be many people with whom he or she comes into contact who will not be aware of the ethnographer's status as a researcher. P. Atkinson (1981: 135) notes in connection with his research on the training of doctors in a medical school that, although he was 'an "open" observer with regard to the doctors and students', he was 'a "disguised" observer with regard to the patients'. Also, some ethnographers move between the two roles (see Research in focus 19.1).

Figure 19.1

Four forms of ethnography

	Open/public setting	Closed setting
Overt role	<p><i>Type 1</i></p> <ul style="list-style-type: none"> • Taylor's (1993) study of intravenous drug-users • Foster's (1995) study of a high-crime community • Giulianotti's (1995) research on football hooligans (Research in focus 19.2) • Hobbs's (1988, 1993) research on entrepreneurship in London's East End • Whyte's (1955) classic study of street corner life in a Boston slum area • O'Reilly's (2000) research on the British living on Spain's Costa del Sol • Hodkinson's (2002) study of goths 	<p><i>Type 2</i></p> <ul style="list-style-type: none"> • Leidner's (1993) studies of a McDonald's restaurant and an insurance firm • Atkinson's (1981) research on medical school training (see Research in focus 19.4) • Burgess's (1983, 1987) research on a Roman Catholic comprehensive school • Simakova's (2010) study of the marketing of new technology • Waddington's (1994) study of a prolonged strike (Research in focus 17.4)
Covert role	<p><i>Type 3</i></p> <ul style="list-style-type: none"> • Patrick's (1973) study of a violent Glasgow gang • Pearson's (2009) study of football hooligans 	<p><i>Type 4</i></p> <ul style="list-style-type: none"> • Holdaway's (1982, 1983) study of a police force in which he was already a policeman • Research by Hobbs et al. (2003) on bouncers (see also Winlow et al. 2001) • Research by Mattley (2006) on working for a sex fantasy phone line

Note: This figure is a development of a table in Bell (1969).



Research in focus 19.1

An example of the perils of covert observation: the case of field notes in the lavatory

Ditton's (1977) research on 'fiddling' in a bakery provides an interesting case of the practical difficulties of taking notes during covert observation as well as an illustration of an ethnographer who shifted his position from covert to overt observation at least in part because of those difficulties:

Nevertheless, I *was* able to develop personal covert participant-observation skills. Right from the start, I found it impossible to keep everything that I wanted to remember in my head until the end of the working day . . . and so had to take rough notes as I was going along. But I was stuck 'on the line', and had nowhere to retire to privately to jot things down. Eventually, the wheeze of using innocently provided lavatory cubicles occurred to me. Looking back, all my notes for that third summer were on Bronco toilet paper! Apart from the awkward tendency for pencilled notes to be self-erasing from hard toilet paper . . . my frequent requests for 'time out' after interesting happenings or conversations in the bakehouse and the amount of time I was spending in the lavatory began to get noticed. I had to pacify some genuinely concerned workmates, give up totally undercover operations, and 'come out' as an observer—albeit in a limited way. I eventually began to scribble notes more openly, but still not in front of people when they were talking. When questioned about this, as I was occasionally, I coyly said that I was writing things down that occurred to me about 'my studies'. (Ditton 1977: 5)

In terms of the distinctions in Figure 19.1, Ditton moved from a Type 4 to a Type 2 form of ethnography.

Another interesting case is provided by Glucksman (1994), who in the 1970s left her academic post to work on a factory assembly line in order to shed light on the reasons why feminism appeared not to be relevant to working-class women. In a sense, she was a covert observer, but her motives for the research were primarily political, and she says that, at the time she was undertaking the research, she had no intention of writing the book that subsequently appeared and that was published under a pseudonym (Cavendish 1982). After the book's publication, it was treated as an example of ethnographic research. Was she an overt or a covert observer (or neither or both)? Whichever description applies, this is an interesting case of what might be termed *retrospective ethnography*.

A third point to note about Figure 19.1 is that entries are more numerous in the Types 1 and 2 cells than in the Types 3 and 4 cells. In large part, this reflects the fact that ethnographers are far more likely to be in an overt role than a covert one. There are several reasons for this situation. As Key concept 19.2 reveals, the reasons for the preference of most ethnographers for an overt role are to do with practical and ethical considerations, but the latter predominate in most researchers' thinking. Because of the ethical problems that beset covert research (and indeed some of the practical difficulties), the bulk of the discussion of access issues that follows will focus upon ethnographers seeking to employ an overt role.

Access to closed settings

As Van Maanen and Kolb (1985: 11) observe, 'gaining access to most organizations is not a matter to be taken lightly but one that involves some combination of strategic planning, hard work and dumb luck'. In selecting a particular social setting to act as a case study in which to conduct an ethnographic investigation, the researcher may employ several criteria. These criteria should be determined by the general research area in which he or she is interested. Very often a number of potential cases (and sometimes very many) will be relevant to your research problem. You may choose a certain case because of its 'fit' with your research questions, but there are no guarantees of success, as Van Maanen and Kolb's remark suggests. Sometimes, sheer perseverance pays off. Leidner (1993) was determined that one of the organizations in which she conducted ethnographic research on the routinization of service work should be McDonald's. She writes:

I knew from the beginning that I wanted one of the case studies to be of McDonald's. The company was a pioneer and exemplar of routinized interaction, and since it was locally based, it seemed like the perfect place to start. McDonald's had other ideas, however, and only after tenacious pestering and persuasion did I overcome corporate employees' polite demurrals, couched in terms of protecting proprietary information and the company's image. (Leidner 1993: 234–5)

This kind of determination is necessary for any instance in which you want to study a specific organization, such as a particular religious sect or social movement. Rejection is likely to require a complete rethink.

However, with many research questions, several potential cases are likely to meet your criteria. Organizational researchers have developed a range of tactics, many of which may seem rather unsystematic in tone, but they are worth drawing attention to.

- Use friends, contacts, colleagues, academics to help you gain access; provided the organization is relevant to your research question, the route should not matter.
- Try to get the support of someone within the organization who will act as your champion. This person may be prepared to vouch for you and the value of your research. Such people are placed in the role of 'sponsors'.
- Usually you will need to get access through top management/senior executives. Even though you may secure a certain level of agreement lower down the hierarchy, you will usually need clearance from them. Such senior people act as 'gatekeepers'.
- Offer something in return (for example, a report). This strategy carries risks in that it may turn you into a cheap consultant and may invite restrictions on your activities, such as insistence on seeing what you write. However, it helps to create a sense of being *trustworthy*. Some writers on research methodology do not recommend this approach, although, among researchers on formal organizations, it is commonplace.
- Provide a clear explanation of your aims and methods and be prepared to deal with concerns. Suggest a meeting at which you can deal with worries and provide an explanation of what you intend to do in terms that can readily be understood by others.
- Be prepared to negotiate—you will want complete access, but it is unlikely you will be given a *carte blanche*.



Key concept 19.2

What is the covert role in ethnography?

Advantages

- *There is no problem of access.* Adopting a covert role largely gets around the access problem, because the researcher does not have to seek permission to gain entry to a social setting or organization.
- *Reactivity is not a problem.* Using a covert role also reduces reactivity (see Key concept 12.4), because participants do not know the person conducting the study is a researcher. Therefore, they are less likely to adjust their behaviour because of the researcher's presence.

Disadvantages

- *The problem of taking notes.* As Ditton (1977; see Research in focus 19.1) discovered, it is difficult and probably in some circumstances impossible to take notes when people do not realize you are conducting research. As we will see below, notes are very important to an ethnographer, and it is too risky to rely exclusively on your memory.
- *The problem of not being able to use other methods.* Ethnography entails the use of several methods, but, if the researcher is in a covert role, it is difficult to steer conversations in a certain direction for fear of detection and it is essentially impossible to engage in interviewing.
- *Anxiety.* The covert ethnographer is under constant threat of having his or her cover blown. Ethnography is frequently a stressful research method, and the worries about detection can add to those anxieties. Moreover, if the ethnographer *is* found out, the whole research project may be jeopardized.
- *Ethical problems.* Covert observation transgresses two important ethical tenets: it does not provide participants with the opportunity for informed consent (whereby they can agree or disagree to participate on the basis of information supplied to them) and it entails deception. It can also be taken to be a violation of the principle of privacy. Also, many writers take the view that, in addition to being potentially damaging to research participants, it can also harm the practice of research, because of fears about social researchers being identified by the public as snoopers or voyeurs if they are found out. Ethical issues are considered in greater detail in Chapter 6.

However

- As the main text points out, in some circumstances the overt/covert distinction may be a matter of degree.
- Also, a covert participant observer may reveal *some* aspects of his or her true identity. While Mattley (2006: 144) describes herself as a covert participant observer when she worked for and conducted ethnographic research on a sex fantasy phone line, she writes: 'I decided that I would be open about who I am, but not why I wanted to be hired.' Part of the way through the research, her supervisor suggested she should do a study of the callers. She asked the owner of the business about whether she could do this and he agreed, declining her offer to let him read anything she wanted to write about the work prior to publication. As he graphically put it: 'I hate to read that fucking stuff, I trust you, you won't fuck me over' (Mattley 2006: 146). However, with respect to her callers, Mattley was still a covert participant observer.

- Be reasonably honest about the amount of people's time you are likely to take up. This is a question you will almost certainly be asked if you are seeking access to commercial organizations and probably to many not-for-profit ones too.

Access to open/public settings

Gaining access to public settings is beset with problems, many of which are similar in nature to access to closed settings. An example of the difficulties that await the

researcher is one of Whyte's (1955) early encounters in the field in his classic case study *Street Corner Society*, when he was trying to make contacts during his early days in the field in Boston's North End. The following incident occurred in a hotel bar:

I looked around me again and now noticed a threesome: one man and two women. It occurred to me that here was a maldistribution of females which I might be able to rectify. I approached the group and opened with something like this: 'Pardon me. Would you mind if I join you?' There was a moment of silence while the man stared at me. He then offered to throw me downstairs. I assured him that this would not be necessary and demonstrated as much by walking right out of there without any assistance. (Whyte 1955: 289)

Sometimes, ethnographers will be able to have their paths smoothed by individuals who act as both sponsor and gatekeeper. In Whyte's case, the role played by 'Doc'

has become the stuff of legend, and there is a temptation to seek out your Doc when attempting to gain access to a group. Indeed, when Gans (1962) decided to conduct ethnographic research in an area that was adjacent to the part of Boston on which Whyte had carried out his research, he visited Whyte 'to find out how [he] could meet a "Doc"' (Gans 1968: 311).

In seeking to gain access to one group of football hooligans, Giulianotti (1995; see Research in focus 19.2) actively sought out someone who could adopt this role for him, but, in gaining access to a second group, he was able to draw upon existing acquaintances who could ease his entrée into the group. We see here two common methods of gaining access to groups—via gatekeepers and via acquaintances who then act as sponsors. In seeking access to intravenous female drug-users, A. Taylor (1993) consciously used a gatekeeper strategy. She contacted a local detached drug worker in the area, who introduced her to some local users and accompanied her on her first few research visits. A form of research bargain (see Research in focus 19.2) was set up in that Taylor agreed that the drug worker could refer clients to



Research in focus 19.2

Access to football hooligans

Giulianotti (1995) sought access to two groups of football supporters engaged in hooligan activity: Aberdeen and Hibernian 'casuals', as the particular groups he was interested in termed themselves. Access to the Aberdeen casuals was reasonably smooth, in that he was a close friend of three of the forty-seven Aberdeen casuals who had been caught by the police at a notorious match in 1985. He had also gone to school and socialized with many of the first group of casuals to emerge in Aberdeen in the 1982–5 period. He also claims that in terms of 'age, attire, and argot' his personal characteristics were similar to those of the people he was studying. Gradually his contacts with Aberdeen casuals broadened out and eventually he 'began socializing freely with the gang at football matches, travelling to and from matches within the main grouping of the Aberdeen casuals' (Giulianotti 1995: 4). Access to the equivalent Hibernian (Hibs) supporters in Edinburgh was much more difficult for three reasons: absence of prior acquaintanceships; his Aberdonian background and accent; and a high level of negative newspaper publicity about the Hibs casuals at the time he was seeking access, which made the group sensitive to infiltration and people writing about them. Eventually, he was able to negotiate access to the group by striking what he, following Becker (1970), calls a 'research bargain': he provided the Hibs supporters with answers to questions about the Aberdeen 'casual scene', such as 'What do Aberdeen say about us?' (Giulianotti 1995: 6). This allowed him to establish among the Hibs supporters his reasons for studying the Aberdeen casuals as well. Giulianotti also actively sought out a gatekeeper who could ease his entry into the group. After some abortive attempts, he was finally introduced to someone at a game, and this contact allowed his access to further supporters to spread. Giulianotti (1995: 3) describes his overall research approach thus:

The research . . . consists of regularly introducing myself to new research acquaintances; renegotiating association with familiar casuals; talking with them, drinking with them, and going to matches with them; generally participating with them in a variety of social situations; but disengaging myself from preparing for and participating in violence, within and outside of football match contexts.

her if any of his clients said they would prefer to discuss issues with a female. Similarly, Hobbs (1988) says that he used his skills as a football coach to gain access to various entrepreneurial networks for his study of London's East End.

'Hanging around' is another common access strategy. As a strategy, it typically entails either loitering in an area until you are noticed or gradually becoming incorporated into or asking to join a group. The second of these was roughly the approach Whyte was taking, which nearly led to an encounter with a staircase. Wolf (1991) employed a hanging-around strategy in gaining access to outlaw bikers in Canada. On one occasion he met a group

of them at a motorcycle shop and expressed an interest in 'hanging around' with them but tried to move too quickly in seeking information about and access to them and was forced to abandon his plans. Eventually, a hanging-around strategy resulted in him being approached by the leader of a biker group (Rebels MC), who acted as his sponsor. In order to bring this off, Wolf ensured that he was properly attired. Attention to dress and demeanour can be a very important consideration when seeking access to either public or closed settings.

As these anecdotes suggest, gaining access to social settings is a crucial first step in ethnographic research, in that, without access, your research plans will be halted in



Student experience

The need for persistence

Getting access to organizations can be very difficult. This is likely to be the case for researchers wanting to conduct qualitative research based on interviews, as well as for participant observers. Gareth Matthews's account of trying to gain access to employers and managers of hospitality organizations suggests that this can be difficult and that it is necessary to allow a considerable amount of time.

I needed to gain access to employers and managers of 40 hospitality establishments while I was living in Brighton. Therefore, I wrote a letter to around 200 employers, which included a description of my research aims and a rough idea as to the content of the interview questions. The letter ended by saying something along the lines of 'I will telephone early next week to try to arrange an appropriate time for the interview'. The following Monday, I telephoned all these businesses, asking to speak to the manager or employer and, referring to the letter, I requested an interview.

This strategy was not really a success. First, as I did not know the names of the individual managers and employers, not many of the people I spoke to had opened or read the letter, as it was addressed to the 'manager'. Second, while some of those in small businesses had read the letter, and were relatively easy to get hold of on the phone, it was extremely difficult to speak to the managers of large hotels—partly because there are, of course, numerous 'managers' in these organizations.

In the end, it proved useful to draw up a spreadsheet with all the relevant data on each business—under 'name of business', 'address', 'telephone number', etc.—and to record the responses at particular times when I telephoned. This was a good way, first, to narrow down the list by deleting those who refused to be interviewed and, second, to keep track of when I had been told the manager/employer would be likely to be around to speak to.

I had some success with this approach, but I also found that it worked well simply to walk around Brighton asking managers and employers for interviews 'on the spot'. It seemed that, when not given the easy choice of arranging or postponing the interview (which they often subsequently forgot anyway), managers/employers were more likely to agree there and then, or to ask me to come back later on the same day.

It is also worth noting that both these strategies were far more successful in the winter than in the summer, which is unsurprising considering how busy hospitality businesses are during the holiday months.

Gareth's last point suggests that it is important to be sensitive to the nature of the organizations to which you are seeking to gain access.



To read more about Gareth's research experiences, go to the Online Resource Centre that accompanies this book at: www.oxfordtextbooks.co.uk/orc/brymansrm4e/

their tracks. It is also fraught with difficulties and in certain cases with danger—for example, when the research is likely to be on groups engaged in violent or criminal activities. Therefore, this discussion of access strategies can be only a starting point in knowing what kinds of approach can be considered.

Ongoing access

But access does not finish when you have made contact and gained an entrée to the group. You still need access to *people*. Simply because you have gained access to an organization does not mean that you will have an easy passage through the organization. Securing access is in many ways an ongoing activity. It is likely to prove a problem in closed contexts like organizations.

- People will have suspicions about you, perhaps seeing you as an instrument of top management (it is very common for members of organizations to believe that researchers are placed there to check up on them). When Sharpe (2000: 366) began research on prostitution in a red light area, she was quickly depicted as being ‘anything from a social worker to a newspaper reporter with hidden cameras and microphones’. When conducting her research on the British on the Costa del Sol, O’Reilly (2000) was suspected of being from the Department of Social Security and of being a tax inspector.
- People will worry that what they say or do may get back to bosses or to colleagues in work organizations and to peers in other kinds of environment. Van Maanen (1991a) notes from his research on the police that, if you conduct ethnographic research among officers, you are likely to observe activities that may be deeply discrediting and even illegal. Your credibility among police officers will be determined by your reactions to situations and events that are known to be difficult for individuals.
- If people have these worries, they may go along with your research but in fact sabotage it, engaging in deceptions, misinformation, and not allowing access to ‘back regions’ (Goffman 1956).

There are three things you can do to smooth the path of ongoing access.

- Play up your credentials. Use your past work and experience; your knowledge of the organization and/or its sector; your understanding of their problems.
- Pass tests. Be non-judgemental when things are said to you about informal activities or about the

organization; make sure information given to you does not get back to others, whether bosses or peers.

- You may need a role. If your research involves quite a lot of participant observation, the role will be part of your position in the organization; otherwise, you will need to construct a ‘front’, by your dress, by your explanations about what you are doing there, by helping out occasionally with work or offering advice. Be consistent—do not behave ambiguously or inconsistently.

Similar considerations apply to research in public settings.

- Make sure you have thought about ways in which people’s suspicions can be allayed. You will need a ‘front’, as Ditton (1977; Research in focus 19.1) had when referring to ‘his studies’. Similarly, Giulianotti (1995; see Research in focus 19.2) simply said that he was doing research on football supporters for a book.
- Be prepared for tests of either competence or credibility. A. Taylor (1993) reports that, at a drop-in centre at which she had been allowed to attend a meeting, ‘proper cups’ for tea were put out. Afterwards Taylor (1993: 15) was told that, if she had crooked her ‘wee finger’, as the leader of the centre had done, her informant ‘would have put [Taylor] down in such a way that you’d never want to speak to us again’. When researching gang members in a poor community, Horowitz (Gerson and Horowitz 2002; see Research in focus 19.5) writes that she was frequently told ‘confidential’ stories (which turned out to be fictional) to determine whether she could keep a secret.
- Be prepared for changes in circumstances. Both Giulianotti (1995; Research in focus 19.2) and Armstrong (1993) found that sudden newspaper exposés of football hooliganism or evidence of police infiltration can engender worries that you are not what or who you say you are.

Key informants

One aspect of having sponsors or gatekeepers who smooth access for the ethnographer is that they may become **key informants** in the course of the subsequent fieldwork. The ethnographer relies a lot on informants, but certain informants may become particularly important to the research. They often develop an appreciation of the research and direct the ethnographer to situations, events, or people likely to be helpful to the progress of the investigation. Whyte’s (1955) study is again an extreme example of this development. Whyte reports

Doc as saying to him at one point: 'You tell me what you want to see, and we'll arrange it. When you want some information, I'll ask for it, and you listen. When you want to find out their philosophy of life, I'll start an argument and get it for you. If there's something else you want to get, I'll stage an act for you' (Whyte 1955: 292). Doc was also helpful in warning Whyte that he was asking too many questions, when he told him to 'go easy on that "who", "what", "why", "when", "where", stuff' (Whyte 1955: 303). Patrick (1973) was able to develop a similarly fruitful relationship with 'Tim' for his study of a violent gang in Glasgow. A. Taylor (1993) says that her period of participant observation was in relation to fifty female drug-users and that intensive interviews were carried out with twenty-six women, but that eight of the women were key informants.


Key informants can clearly be of great help to the ethnographer and frequently provide a support that helps with the stress of fieldwork. However, it also needs to be borne in mind that they carry risks in that the ethnographer may develop an undue reliance on the key informant, and, rather than seeing social reality through the eyes of members of the social setting, the researcher is seeing social reality through the eyes of the key informant.

In addition, the ethnographer will encounter many people who will act as informants. Their accounts may be solicited or unsolicited (Hammersley and Atkinson 1995). Some researchers prefer the latter, because of its greater spontaneity and naturalism. Very often, research participants develop a sense of the kinds of events the ethnographer wants to see or encounters that it would be beneficial to be present at. Armstrong (1993) says that, while doing research on 'The Blades', a group of supporters of Sheffield United Football Club who were engaged in

hooligan activity (see Chapter 17 for other references to this research), he would sometimes get tip-offs:

'We're all gonna' Leeds in a couple o' weeks . . . four coaches, Pond Street, town centre. If you're serious about this study you'll be down there on one of 'em.' I often travelled on the same coach as Ray [an informant]; he would then sit with me at matches and in pubs and point out Blades, giving me background information. Sometimes he would start conversations with Blades about incidents which he knew I wanted to know about and afterwards would ask 'Did you get all that down then?' . . . There was never one particular informant; rather, there were many Blades I could ring up and meet at any time, who were part of the core and would always welcome a beer and a chat about 'it', or tell me who I 'ought to 'ave a word wi'. (Armstrong 1993: 24–5)

Such unsolicited sources of information are highly attractive to the ethnographer because of their relative spontaneity, although, as Hammersley and Atkinson (1995: 130–1) observe, they may on occasions be staged for the ethnographer's benefit. Solicited accounts can occur in two ways: by interview (see Chapter 20) or by casual questioning during conversations (though in ethnographic research the boundary between an interview and a conversation is by no means clear-cut, as Burgess (1984) makes clear). When the ethnographer needs specific information concerning an issue that is not amenable to direct observation or that is not cropping up during 'natural' conversations, solicited accounts are likely to be the only way forward.



Roles for ethnographers

Related to the issue of ongoing access (or relationships in the field, as it is sometimes called) is the question of the kind of role the ethnographer adopts in relation to the social setting and its members. Several schemes have been devised by writers on research methods to describe the various roles that can be and have been adopted by ethnographers (Gold 1958; Gans 1968; Adler and Adler 1987). These classifications usually focus on the degree of involvement of the ethnographer in the social world he or she is researching.

Figure 19.2 attempts to bring together some of the underlying features of these classifications of ethnographers' roles. It distinguishes six roles which are best thought of as ideal-typical forms (Weber). It is reasonably exhaustive and most ethnographic roles can be subsumed more or less under each type. The six roles are arrayed in terms of levels of participation in the life and core activities of the group or social context being investigated. There is a tendency, which is apparent from the descriptions of the roles, for those that entail higher

Figure 19.2

Field roles and participation in ethnographic research

Participation and Involvement	Type and description of role	Example studies
<p style="text-align: center; font-weight: bold; font-size: 2em;">HIGH</p> 	<p>Covert Full Member. Full membership of group but the researcher's status as a researcher is unknown. In closed settings like organizations, the researcher works as a paid employee for the group. The employment may be extant or something that takes place after a decision to do the research has been arrived at. In the case of open settings like communities, the researcher moves to the area for a significant length of time or employs a pre-existing identity or location as a means of becoming a full member for the purposes of research.</p> <p>Overt Full Member. Full membership of group but the researcher's status as a researcher is known. In other respects, same as Covert Full Member.</p>	<p>Pearson's covert participant observation of football hooligans: 'Whilst it was possible to avoid committing some individual offences, a refusal to commit crimes on a regular basis would have aroused suspicions and reduced research opportunities. As a result, I committed "minor" offences (which I tentatively defined as those which would not cause direct physical harm to a research subject) on a weekly basis as part of the research routine. My strategy was to commit only the offences which the majority of the research subjects were committing and that I considered necessary to carry out the research. Furthermore, whilst I would commit lesser offences with regularity I would, if possible, avoid more serious ones' (Pearson 2009: 246–7).</p> <p>Research by Winlow et al. on bouncers: 'As our researcher became more conversant with the environment, acting like a bouncer became almost second nature and the covert role relatively easy to sustain. He was after all not just pretending to be one of them, he actually was. He was being paid to be a bouncer, and with the job came involvement in virtually every violent incident that occurred in his place of employment during the research period . . . The fact that being a bouncer involves dealing with violence means that our ethnographer was not able to lurk on the periphery and observe' (Winlow et al. 2001: 544, 546).</p> <p>Mattley's study of telephone sex line work: 'in 1993 I got a job working for a phone fantasy line, and conducted covert participant observation' (Mattley 2006: 142).</p> <p>Simakova's study of the marketing of new technologies: 'Between February 2003 and July 2005, I conducted participant observation with Virtual World, one of the world's largest IT corporations, at the company's EMEA (Europe, the Middle East, and Africa) headquarters near London. I participated in preparations for RFID [Rapid Frequency Identification] launch by following a marketing manager, Alex, who was my "line manager" during most of my ethnography . . . While working with the corporation, I progressed through the department's hierarchy of marketing jobs: from postal room operations to becoming a project manager, and culminating in joining a prestigious marketing team' (Simakova 2010: 551, 572).</p> <p>Hodkinson's participant observation study of goths and their culture and lifestyle. 'I had been an enthusiastic participant in the goth scene since the beginning of [the 1990s], but in 1996 my personal involvement became one part of an extensive research project . . . I adopted a multi-method ethnographic approach, which included participant observation, in-depth interviews, media analysis and even a questionnaire . . . in some respects my insider status was actually enhanced, as the project was built around an intensified attendance of clubs, gigs and festivals across Britain . . . Participation on internet discussion groups and other goth internet facilities widened the scope of my research . . .' (Hodkinson 2002: 4–5).</p>

Figure 19.2

(Continued)

Participation and Involvement	Type and description of role	Example studies
	<p>Participating Observer. Participates in group's core activities but not as a full member. In closed settings like organizations, the researcher works for the concern often as part of a research bargain to gain entry or to gain acceptance; in open settings, the researcher is a regular in the vicinity and is involved fully in the principal activities.</p>	<p>Anderson's study, conducted in the 1970s, of Jelly's, a bar in Chicago, in order to understand the social lives of street corner black men: 'an understanding of the setting came to me in time, especially as I participated more fully in the life of the corner . . . As the ethnography progressed, I felt increasingly included in the activities of the group members, especially the regulars. I felt this inclusion especially during times when the group members would call my name in a familiar manner . . . People seemed more at ease with me, as I did with them . . . But probably the most important thing about my getting the trust of the men was my continued presence at Jelly's' (Anderson 2006: 45, 48, 54).</p> <p>Zilber's study of a rape crisis centre in Israel over a nineteen-month period: 'I spent at least two days per week in the center, observing board and staff meetings, volunteer gatherings, and weekend get-togethers. I also participated in the training course and served as a volunteer, answering calls and meeting with victims of sexual assaults. In addition to keeping a detailed field diary, I recorded meetings and daily discussions, which were later transcribed. For ethical reasons, I did not observe support sessions held by phone or in person. I used indirect sources—mainly volunteers' stories and the activity log—to learn about this aspect of the organization's life' (Zilber 2002: 239). In addition, she conducted thirty-six interviews with centre members and analysed organizational documents.</p> <p>Foster's study of Riverside, a London housing estate that was the focus of an intervention to improve perceptions of the estate and to reduce crime on Riverside and on some other estates: 'The fieldwork on the London estate was conducted between April 1987 and June 1990. Over that period I spent 18 months on Riverside getting involved in as many aspects of life there as possible from attending tenant meetings, the mothers and toddlers group, and activities for young people, to socializing with some of the residents in the local pub. I adopted an overt role and made initial contact with the Tenants Association. As my contacts developed I visited a small number of households on a regular basis and gradually extended my associations from the initial tenant group to other residents by "snowball" techniques, asking people to introduce me to others they knew on the estate. I also accompanied survey researchers conducting interviews for the "after" survey. In addition to my detailed observations I conducted extended interviews with 45 residents . . . on the two London estates (the majority of which were on Riverside) and 25 "officials" including police officers and housing staff' (Foster 1995: 566).</p>

Figure 19.2

(Continued)

Participation and Involvement	Type and description of role	Example studies
	<p>Partially Participating Observer. Same as Participating Observer, but observation is not necessarily the main data source. Interviews and documents can be as significant as observation and sometimes more significant as sources of data.</p>	<p>For her research on McDonald's, in addition to interviewing Leidner attended management training classes and was then placed in a franchised restaurant: 'The manager of the franchise arranged for me to be trained to serve customers; once trained, I worked without pay for half a dozen shifts, or a total of about twenty-eight hours of work . . . I also spent long hours hanging around the crew room, where I talked informally with workers . . . and listened as workers talked with each other about their experiences and their reactions to those experiences' (Leidner 1993: 16).</p> <p>Búriková and Miller's study of fifty Slovak au pairs in London in which the first-named author 'spent nearly every day of her year in London in the direct company of au pairs . . . Most of the au pairs spent the day in isolation looking after children and cleaning houses. Not surprisingly, they welcomed the presence of a fellow Slovak who could assist in these tasks. Zuzana's study often developed into more general friendships in which she shared a wide variety of experiences and confidences' (Búriková and Miller 2010: 3). In addition, all fifty au pairs were interviewed, and the researchers, who were both interested in material culture studies, 'paid particular attention to the details of how exactly they decorate their rooms within the family house' (Búriková and Miller 2010: 3).</p>
	<p>Minimally Participating Observer. Observes but participates minimally in group's core activities. Observer interacts with group members but observation may or may not be the main source of data. When observation is not the main source of data, interviews and documents play a prominent role.</p>	<p>Fine's study of the work of restaurant cooks: 'I conducted participant observation in four restaurants in the Twin Cities metropolitan area, spending a month observing and taking notes in each kitchen during all periods in which the restaurant was open . . . In each restaurant, I interviewed all full-time cooks, a total of thirty interviews . . . At no time did I "cook", but occasionally, when a need existed, I served as an extra pair of hands, occasionally peeling potatoes or destringing celery. Generally I would sit or stand in a corner of the kitchen and take notes, conversing with the cooks or servers in slow periods' (Fine 1996: 93, 94).</p> <p>Venkatesh's study of the Black Kings, a Chicago gang, led by J. T., who befriended him: 'I realized that if I truly wanted to understand the complicated lives of black youth in inner-city Chicago, I only had one good option: to accept J. T.'s counsel and hang out with people' (Venkatesh 2008: 22). However, for one day only, Venkatesh crossed the line and became gang leader for a day. However, it would be unwise to suggest that he became a Full Member on that day, because he was unwilling to engage in a physical confrontation on behalf of the Black Kings, when one was expected, and instead opted for a more intellectualized solution of the problem.</p> <p>Watts's research in a cancer drop-in centre: 'The opportunity to visit the centre and become an informal volunteer helping with social aspects of the drop-in sessions were a pre-cursor to the researcher role. For the</p>

Figure 19.2

(Continued)

Participation and Involvement	Type and description of role	Example studies
 <p data-bbox="282 797 611 1075">Non-Participating Observer with Interaction. Observes (sometimes minimally) but does not participate in group's core activities. Interaction with group members occurs, but often tends to be through interviews, which, along with documents, tend to be the main source of data.</p> <p data-bbox="168 1717 215 1842">LOW</p>		<p data-bbox="634 445 1308 771">duration of the study my “volunteer time” was taken up with making tea, offering round cake and biscuits, setting up and joining in board games, playing cards, running quizzes, tidying up and generally chatting to those attending the sessions that run for three to four hours in the afternoon . . . The methods used were a mix of participant observation and informal conversations with users of the twice-weekly drop-in sessions . . . much of the data have been drawn, not from conversations between participants and myself, but from listening to talk between group members and from close observation of the social interaction within the group’ (Watts 2011 in press).</p> <p data-bbox="634 797 1308 1009">Gambetta and Hammill’s study of taxi drivers and their fares in Belfast and New York (see Thinking Deeply 19.1). In the Belfast part of their study, the authors write that in addition to interviews: ‘We sat in the dispatch office of five different taxi companies and observed the dispatcher and the interaction between the drivers; we also drove around with five drivers while they were working’ (Gambetta and Hammill 2005: 21).</p> <p data-bbox="634 1035 1308 1208">Swain’s study of friendship groups in schools: ‘My descriptions and interpretations . . . are based on two major sources of data: firstly, my non-participant observations of the boys and girls during lessons, and around the school environs; and secondly, on a series of 104 loosely structured interviews . . . based on nominated friendship groups of between two and three pupils’ (Swain 2004: 169).</p> <p data-bbox="634 1234 1308 1572">A study by Valentine et al. of the strategies employed by pro-LGBT groups at the Anglican Communion’s Lambeth conference in Canterbury in 2008: ‘The research included recorded interviews and participant observation . . . The research team lived in Canterbury, and conducted a detailed ethnography of those elements of the event accessible to the public. Thirty semi-structured interviews (and less formal participant observation interviews) were conducted with a range of relevant actors . . . A researcher had access to the press room or conferences, and thus also conducted participant observation of the reporting of the conference as well as interviewing journalists formally about their approaches to this event’ (Valentine et al. 2010: 930).</p> <p data-bbox="634 1598 1308 1842">Gusterson’s study of a nuclear weapons laboratory (see Thinking deeply 19.4). The top-secret nature of the work meant that the primary sources of data were interviews and documents. However, he was given access to open areas: ‘although I was not allowed to wander freely around the areas where people do classified work, it was not entirely off-limits to me. Two of the laboratories’ three cafeterias were open to the public and I often ate lunch and met with laboratory employees in them’ (Gusterson 1996: 33).</p>

levels of participation and involvement to exhibit a greater reliance on observation rather than interviewing and/or examination of documents; with lower levels of participation, there is a reversal with a greater reliance on interviewing and/or examination of documents and a lower level of reliance on observation.

Each role carries its own advantages and risks. The Full Member (Covert and Overt) and Participating Observer roles carry the risk of over-identification and hence of 'going native' (see Key concept 19.3), but offer the opportunity to get close to people and thereby glean a more complete and intense understanding of their culture and values. Which role is adopted is only partly a matter of choice. Not everyone has the credentials to be a Full Member so that they can become a bouncer (Winlow et al. 2001), a goth (Hodkinson 2002), or get hired by an IT company (Simakova 2010). Equally, the kind of access associated with being a Full Member would be very unlikely for someone like Gusterson (1996) for his study of a nuclear weapons laboratory or inconceivable for a study of school friendship groups because of age issues (Swain 2004). Also, the ethnographer's research questions are likely to be relevant in that they may or may not require an intensive examination of a particular social context.

Also, it is important to realize that ethnographers often move between these roles at different times during the life cycle of their research. Skeggs (1994) appears to have begun her research as a Participating Observer. She was supplementing her grant with some part-time teaching and gradually got to know her students—a group of young working-class women (eventually there were eighty-three of them) whom she realized were highly relevant to a doctoral project with a strong feminist orientation she was planning.

Over a period of three years [during 1980–3] I did the research by spending as much time as I could with the young women. . . . I traced the trajectories of the young women through the educational system and asked them for biographical details. . . . I also conducted formal and informal interviews and meetings with family members, friends, partners and college teachers. . . . Obviously, it was physically impossible to do intensive participant observation with all eighty-three of them all of the time, so during the three years, I concentrated on different groups at different times. (Skeggs 1994: 72, 73)



Key concept 19.3

What is 'going native'?

'Going native' refers to a plight that is supposed sometimes to afflict ethnographers when they lose their sense of being a researcher and become wrapped up in the worldview of the people they are studying. The prolonged immersion of ethnographers in the lives of the people they study, coupled with the commitment to seeing the social world through their eyes, lie behind the risk and actuality of going native. Going native is a potential problem for several reasons but especially because the ethnographer can lose sight of his or her position as a researcher and therefore find it difficult to develop a social scientific angle on the collection and analysis of data. When Hobbs (1988: 6) writes in connection with his fieldwork on entrepreneurship in London's East End that he 'often had to remind himself that [he] was not in a pub to enjoy [himself] but to conduct an academic inquiry, and repeatedly woke up the following morning with an incredible hangover facing the dilemma of whether to bring it up or write it up', he may have been on the brink of going native.

However, it should not be assumed that going native is an inevitable risk associated with ethnography or indeed that it is the only risk to do with how participant observers relate to the social situations in which they find themselves. Lee-Treweek (2000) carried out research on auxiliary carers in two homes for the elderly. She describes how in one of these homes she had an almost completely opposite reaction to going native. She disliked the home and appears to have found the staff unappealing because of their lack of sympathy for and their uncaring approach to the elderly people for whom they were responsible. None the less, she felt that she 'was gathering good data, despite [her] feelings of being an outsider' (Lee-Treweek 2000: 120). The lesson of this story is that going native is not an inevitable accompaniment to ethnography.

She adds that the ‘time spent doing the ethnography was so intense that the boundary between my life inside and outside the research dissolved’ (1994: 73). Subsequently, she ‘followed the women’s progress through further interviews in 1985, 1989 and 1992’ (1994: 73). As such, it is likely that she would have moved into something closer to a Non-Participating Observer with Interaction role. It is arguably the case that, even if it were possible to adopt a single ethnographic role over the entire course of a project, it is likely that it would be undesirable, because there would be a lack of flexibility in handling situations and people, and risks of excessive involvement (and hence of going native) or detachment would loom large. The issue of the kind of role(s) the ethnographer adopts is of considerable significance, because it has implications for field relationships in the various situations that are encountered.

Further, the kind of role adopted by an ethnographer is likely to have implications for his or her capacity to penetrate the surface layers of an organization. One of the strengths of organizational ethnography is that it offers the prospect of being able to find out what an organization is ‘really’ like, as opposed to how it formally depicts itself. For example, Michael Humphreys conducted ethnographic research in the UK headquarters of a US bank referred to pseudonymously as Credit Line (Humphreys and Watson 2009). He was aware of the firm’s commitment to corporate social responsibility but became increasingly conscious that, although people working in the organization were publicly enthusiastic about its ethical stance, many were privately sceptical about the firm’s actual commitment. For example, he quotes one employee (Charity) as saying:

My problem is that, in this organization, corporate social responsibility is a sham—it’s just rhetoric—I mean how can we call ourselves responsible when we give credit cards to poor people and charge them 30 per cent APR [annual percentage rate] just because they are high risk? (in Humphreys and Watson 2009: 50)

For employees to divulge such private views which cast doubt on the integrity of their organization, the ethnographer will probably need to become something of a confidant, since it requires the organizational participants to be confident about sharing their private views which could lead to them being censured by senior managers.

Active or passive?

A further issue that is raised about any situation in which the ethnographer participates is the degree to which he or she should be or can be an active or a passive participant (Van Maanen 1978). Even when the ethnographer is in a predominantly non-observing role, there may be contexts in which either participation is unavoidable or a compulsion to join in in a limited way may be felt, resulting in the ethnographer becoming a Minimally Participating Observer (see Figure 19.2). For example, Fine’s (1996) research on the work of chefs in restaurants was carried out largely by semi-structured interview. In spite of his limited participation, he found himself involved in washing up in the kitchens to help out during busy periods. In many instances, the researcher has no choice. Researchers who do ethnographic research on the police, for example, unless they are covert observers like Holdaway (1982) or take steps to become police officers like Rubinstein (1973), are unlikely to be able to be active participants beyond offering fairly trivial assistance. An example of this can be found in an incident reported in Punch’s field notes in connection with his research on the police in Amsterdam:

Tom wanted to move the cars which were blocking the narrow and busy street in front of the station, and said sternly to the suspect, but with a smile at me behind his back, “You stay here with your hands up and don’t try anything because this detective here [pointing at me] is keeping an eye on you.” I frowned authoritatively. (Punch 1979: 8)

Punch travelled with the officers in their cars but in civilian clothes and employed as a ‘front’ the role of a plain-clothes policeman. On the other side of the coin, in taking the job of a bouncer, the participant observer is not going to have the luxury of deciding whether to become involved in fights, since these are likely to come with the territory (Winlow et al. 2001).

Sometimes, ethnographers may *feel* they have no choice but to get involved, because a failure to participate actively might indicate to members of the social setting a lack of commitment and lead to a loss of credibility. Ryan (2009) conducted research on commercial cleaning in Australia and found that being prepared to help cleaners with some of their tasks helped to build up his credibility and made them more prepared to be interviewed by him.

However, participation in group activities can lead to dilemmas on the part of ethnographers, especially when the activities in which they actively take part (or might do so) are illegal or dangerous (see Research in focus 19.3). On the other hand, many writers counsel against active participation in criminal or dangerous activities (Polsky 1967). Both Armstrong (1993) and Giulianotti (1995; see Research in focus 19.2) refused to participate

in fights while doing research into football hooliganism. The latter writes: 'My own rules are that I will not get involved in fighting or become a go-between for the two gangs in organizing fights' (Giulianotti 1995: 10). Indeed, we see here a strong argument against covert research on criminals or those involved in dangerous activities, since it will be much more difficult for someone in such a role not to participate.




Research in focus 19.3

Active ethnography and illegal activity

In the context of his study of entrepreneurship (a euphemism for several kinds of legal and illegal activity) among East Enders in London, Hobbs (1988: 7, 15) admits he engaged in illegal activities:

A refusal, or worse still an enquiry concerning the legal status of the 'parcel', would provoke an abrupt conclusion to the relationship. Consequently, I was willing to skirt the boundaries of criminality on several occasions, and I considered it crucial to be willingly involved in 'normal' business transactions, legal or otherwise. I was pursuing an interactive, inductive study of an entrepreneurial culture, and in order to do so I had to display entrepreneurial skills myself. . . . [My] status as an insider meant that I was afforded a great deal of trust by my informants, and I was allowed access to settings, detailed conversations, and information that might not otherwise have been available.



Field notes

Because of the frailties of human memory, ethnographers have to take notes based on their observations. These should be fairly detailed summaries of events and behaviour and the researcher's initial reflections on them. The notes need to specify key dimensions of whatever is observed or heard. There are some general principles.

- Write down notes, however brief, as quickly as possible after seeing or hearing something interesting.
- Write up full field notes at the very latest at the end of the day and include such details as location, who is involved, what prompted the exchange or whatever, date and time of the day, and so on.
- Nowadays, people may prefer to use a digital recorder to record initial notes, but this may create a problem of needing to transcribe a lot of speech. However, see Tips and skills 'Dealing with digitally voice-recorded field notes'.
- Notes must be vivid and clear—you should not have to ask at a later date 'what did I mean by that?'
- It is worthwhile to write some personal reflections about your own feelings about occasions and people. Such notes may be helpful for formulating a reflexive account of fieldwork. Czarniawska (2007) provides a lot of field notes in connection with a study in Warsaw of what she calls Big City Management. She sought to shadow a finance director (as well as several others on different occasions) who was uncooperative, and these notes are revealing as much for the self-doubt and anxiety about her research skills that crept in as for the substantive findings conveyed.
- There is likely to be considerable value in including initial analytic thoughts about what is observed and heard. These may be useful for acting as a springboard for theoretical elaboration of the data.
- You need to take copious notes, so, if in doubt, write it down. The notes may be of different types (see below).



Tips and skills

Dealing with digitally voice-recorded field notes

Improvements in voice recognition software may make transcription unnecessary when a digital recording is made of spoken field notes. For example, at the time of writing there are free apps from Dragon, a company that specializes in such software, that can be downloaded through the iTunes Store onto an iPhone or iPad and will produce a document based on your speech. This document can be saved and later printed out. It would require close checking for errors of translation from voice to the written word.

Obviously, it can be very useful to take your notes down straight away—that is, as soon as something interesting happens. However, wandering around with a notebook and pencil in hand and scribbling notes down on a continuous basis runs the risk of making people self-conscious. It may be necessary, therefore, to develop strategies of taking small amounts of time out, though hopefully without generating the anxieties Ditton (1977) appears to have occasioned (see Research in focus 19.1).

To some extent, strategies for taking field notes will be affected by the degree to which the ethnographer enters the field with clearly delineated research questions. As noted in Chapter 17, most qualitative research adopts a general approach of beginning with general research questions (as specifically implied by Figure 17.1), but there is considerable variation in the degree to which this is the case. Obviously, when there is some specificity to a research question, ethnographers have to orient their observations to that research focus, but at the same time maintain a fairly open mind so that the element of flexibility that is such a strength of a qualitative research strategy is not eroded. Ditton (1977; Research in focus 19.1) provides an illustration of a very open-ended approach when he writes that his research ‘was not set up to answer any empirical questions’ (1977: 11). Similarly, in the context of her research on female drug-users, A. Taylor (1993: 15) explains that in her early days in the field she tended to listen rather than talk because she ‘did not know what questions [she] wanted to ask’. Armstrong (1993: 12) writes in connection with his research on football hooliganism that his research ‘began without a focus’ and that as a result ‘he decided to record everything’. As a result, a typical Saturday ‘would result in thirty sides of notes handwritten on A4 paper’. This

period of open-endedness usually cannot last long, because there is the temptation to try to record the details of absolutely everything, which can be very trying. Usually the ethnographer will begin to narrow down the focus of his or her research and to match observations to the emerging research focus. This approach is implied by the sequence suggested by Figure 17.1, and can be seen in the account by P. Atkinson (1981; see Research in focus 19.4). For these reasons, ethnographers frequently try to narrow down their focus of interest and to devise specific research questions or relate their emerging findings to the social scientific literature (see Research in focus 19.5).

For most ethnographers, the main equipment with which they will need to supply themselves in the course of observation will be a note pad and pen (see, e.g., Armstrong 1993: 28 and P. Atkinson 1981; see Research in focus 19.4). A recording device like a digital voice recorder can be another useful addition to the participant observer’s hardware, but, as suggested above, it is likely radically to increase the amount of transcription (though see Tips and skills ‘Dealing with digitally voice-recorded field notes’ above) and is possibly more obtrusive than writing notes. Most ethnographers report that after a period of time they become less conspicuous to participants in social settings, who become familiar with their presence (e.g. P. Atkinson 1981: 128). Speaking into a recording device may rekindle an awareness of the ethnographer’s presence. Also, in gatherings it may be difficult to use, because of the impact of extraneous noise. Photography can be an additional source of data and helps to stir the ethnographer’s memory, but it is likely that some kinds of research (especially involving crime and deviance) will render the taking of photographs unworkable.



Thinking deeply 19.1

Research questions in ethnographic research

As I noted in Chapter 17, research questions in qualitative research, and in ethnographic research in particular, are usually open ended, though the extent to which this is the case varies a great deal. Elijah Anderson (2006) has provided a fascinating account of the background to his participant observation research into the lives of black street corner men in Chicago in the 1970s (Anderson 1978). This study was undertaken by focusing on the lives and habits of clients of Jelly's—a drinking establishment that acted as both a bar and a store for the sale of alcoholic drinks. Anderson says that, at the outset of his fieldwork, he 'had absolutely no idea where the research would lead' and had 'no explicit sociological problem or question' (2006: 40). Indeed, he writes that 'this open-ended approach was a conscious act', arguing that to go in with a pre-designed set of issues 'could preclude certain lines of enquiry that might prove valuable later' (2006: 40). Gradually, the research questions emerged: 'Why did men really come to and return to Jelly's corner? What did they seek to gain? What was the nature of the social order there? What was the basis for their social ranking?' (2006: 46).

Anderson's open-ended strategy can be interestingly contrasted with a study of taxi drivers in New York and Belfast whose data are described as 'of an ethnographic kind' (Gambetta and Hamill 2005: 18). The researchers were fundamentally interested in the sociological study of trust and sought to explore how taxi drivers establish whether prospective passengers that they might pick up are trustworthy. Taxi drivers are very vulnerable in many ways: the passenger may not pay or worse may rob the driver or even worse may rob and assault the driver. Therefore, they are forced to make more or less instant decisions about whether someone who hails them is trustworthy. Their hypothesis is worth quoting: '*drivers screen passengers looking for reliable signs of trust- or distrust-warranting properties*, in the sense that they look for signs that are too costly for a mimic to fake but affordable for the genuine article' (Gambetta and Hamill 2005: 11; emphasis in original).

To investigate this explicit research question, Gambetta and Hamill (2005: 18) conducted 'partially structured interviews and participant observation with drivers, dispatchers, and passengers'. Unlike Anderson's initially open-ended strategy, where research questions emerged in the course of the study, Gambetta and Hamill collected their data to examine the validity of their research question, which they also refer to as a hypothesis. Their findings are presented in order to shed light on this research question, and new research questions do not appear to have emerged in the course of the study.

On a personal note, I have an impression that an open-ended approach of the kind used by Anderson is less frequently seen than in the past. That is not to say that researchers veer towards the highly explicit formulation that we see in Gambetta and Hamill's study but that there is a greater tendency towards explicitness nowadays. I suspect that this is often to do with the expectations of research funding bodies when deciding whether to fund investigations and perhaps also to do with the expectations of journals. It may also be to do with the expectations of committees that review the ethical integrity of proposed projects, because securing ethical clearance forces the researcher to be clear about what he or she intends to do and why. However, this is an impression only—maybe it could be called a hypothesis!



Research in focus 19.4

Taking field notes: encounters with doctors and patients in a medical school training programme

In the context of his research in a medical school, P. Atkinson (1981: 131–2) provides an account that strongly implies that ethnographers need to be flexible in their note-taking tactics:

I found that my strategies for observation and recording changed naturally as the nature of the social scene changed. Whenever possible I attempted to make rough notes and jottings of some sort whilst I was in the

field. Such notes were then amplified and added to later in the day when I returned to the office. The quantity and type of on the spot recording varied across recurrent types of situation. During ‘tutorials’, when one of the doctors taught the group in a more or less formal manner, or when there was some group discussion . . . then it seemed entirely natural and appropriate to sit among the students with my notebook on my knee and take notes almost continuously. At the other extreme, I clearly did not sit with my notebook and pen whilst I was engaged in casual conversations with students over a cup of coffee. Whereas taking notes is a normal thing to do, taking notes during a coffee break chat is not normal practice. . . . Less clear cut was my approach to the observation and recording of bedside teaching. On the whole I tried to position myself at the back of the student group and make occasional jottings: main items of information on the patients, key technical terms, and brief notes on the shape of the session (for example, the sequence of topics covered, the students who were called on to perform, and so on).



Research in focus 19.5

Narrowing the focus of an ethnography

Ruth Horowitz has written about the process of narrowing down the focus of her research on groups on the margins of society in Gerson and Horowitz (2002). As she puts it, she tends to be interested in such questions as:

‘What is really going on’ in such groups and communities? How do people make sense of their social worlds? How do they strike a balance between group membership and wider social participation? And finally, what limits and what helps create the social worlds of the people? (Gerson and Horowitz 2002: 202)

In her early research on young people in a very poor community in Chicago, she used these general research questions to guide her data collection but ‘began to focus on specifying the sociological issues only after some time in the field’ (Gerson and Horowitz 2002: 202). She found a great deal of variety in the ambitions, orientations, patterns of interaction, attitudes towards street life, and behaviour in different settings among the young people she observed. Horowitz began to ask questions about how well the world of these young people fitted with two prominent models used to explain the worlds of the poor. Her research questions about the degree of fit between these models and her data led her to conclude that the models ‘failed to account for young people’s creativity or for the struggles they mounted and the choices that they made in the face of great obstacles’ (Gerson and Horowitz 2002: 202).

Types of field notes

Some writers have found it useful to classify the types of field notes that are generated in the process of conducting an ethnography. The following classification is based on the similar categories suggested by Sanjek (1990) and Lofland and Lofland (1995).

- *Mental notes*—particularly useful when it is inappropriate to be seen taking notes (for example, during the coffee breaks referred to by P. Atkinson in Research in focus 19.4).
- *Jotted notes* (also called *scratch notes*)—very brief notes written down on pieces of paper or in small notebooks to jog one’s memory about events that should be written up later. Lofland and Lofland (1995: 90) refer to these as being made up of ‘little phrases, quotes, key words, and the like’. They need to be jotted down inconspicuously, preferably out of sight, since detailed note taking in front of people may make them self-conscious. These are equivalent to the ‘rough notes and jottings’ that P. Atkinson refers to in Research in focus 19.4.
- *Full field notes*—detailed notes, made as soon as possible, which will be your main data source. They should be written at the end of the day or sooner if possible. Write as promptly and as fully as possible.

Write down information about events, people, conversations, and so on. Write down initial ideas about interpretation. Record impressions and feelings. When P. Atkinson (in Research in focus 19.4) refers to notes in which he ‘amplified and added to’ the jottings made during the day, he was producing full field notes. An example of a full field note is provided in Research in focus 19.6.

It is worth adding that field notes are often to do with the ethnographer as well as with the social setting being observed. It is frequently in field notes that the ethnographer’s presence is evident. We see this in the field note on page 446 from Punch’s study of police work, in which he confirms his (false) status as a plain-clothes officer, and in the field note in Research in focus 19.6, when he lends

support to letting the cyclist go. Precisely because they record the quotidian as observed and experienced by ethnographers, it is here that ethnographers come to the surface. In the finished work—the ethnography in the sense of a written account of a group and its culture—the ethnographer is frequently written out of the picture (Van Maanen 1988). A major difference here is that field notes, except for brief passages like those taken from Punch’s work, are invariably for personal consumption (Coffey 1999), whereas the written ethnography is for public consumption and has to be presented as a definitive account of the social setting and culture in question. To keep on allowing the ethnographer to surface in the text risks conveying a sense of the account as an artifice rather than an authoritative chronicle. This issue will be addressed in further detail below.



Research in focus 19.6

A field note: police work in Amsterdam

Punch’s (1979) ethnographic research on police work in Amsterdam was briefly mentioned above. One of the ideas he developed was the way in which police officers often cultivated distinctive styles of working. One of them, Anton, was inflexible and therefore disinclined to use his discretion (perhaps because he was new to the work), as the following passage from Punch’s field notes suggests:

Once Jan had been sitting inside for a couple of hours doing nothing and was desperate to get out. He was sent out in a car with a newcomer, Anton. The three of us stepped outside the station and immediately saw a young man cycling erratically the wrong way down the Warmoesstraat which is a one-way street. Anton stopped him, smelt his breath, and ordered him to leave the bike and walk home. The man refused and Anton threatened to take him inside and book him for being drunk on a bike [under an article normally applied to car-drivers and almost never used for cyclists]. Jan pleaded with Anton to let the man go so that we could get out on patrol. I also added support to Jan’s plea. But Anton was adamant and took the youth inside where the brigadier talked the cyclist into seeing reason and proceeding by foot. (Punch 1979: 110–11)


There is also an issue of how far the ethnographer should aim to be comprehensive in how much is recorded. Wolfinger (2002) has observed that, if the ethnographer does not seek to be comprehensive, his or her background expectations are likely to influence what is or is not recorded. He suggests that the ethnographer may be particularly inclined to make a note of events that stand out and what is taken to stand out is likely to be influenced by other events that have been observed or by the ethnographer’s expectations of what is likely to happen. It may be that what stood out for Punch in the field note in Research in focus 19.6 is that it was an unusual event—a cyclist going down a one-way street in

the wrong direction—which produced a typically rigid response from Anton that made it noteworthy.

Sometimes, field notes may seem to describe incidents that are so mundane that they seem barely worth recording. For example, the following field note is taken from Watts’s (2008) study of train travel. The idea of ‘mobile ethnography’ has garnered interest as social geographers and sociologists have become increasingly interested in studying people on the move and in the research methods that might be employed. She travelled on the same train service once a week over three weeks. In her field note she writes:

Nothing seems to happen . . . I want to write that something happens. But nothing happens. A man reads a book, then reads a newspaper. A woman fidgets and sniffs . . . A cloud catches me and I drift off, dreaming of my destination . . . I am drifting into reverie, the flashing light, the tiredness, the endless munching of crisps from nearby, the reading, reading . . . the juddering, the rolling of the carriage, the white light of Cornwall. I am travelling outside the train, through the fields, as though the carriage were air on which I was carried, blown along . . . (Watts 2008: 713)

The sense of *ennui* is unmistakable and hardly seems worth recording. However, quite apart from providing insight into her own experience of train travel, Watts also reveals the tediousness of the experience of train travel for others. While she reports some things that did happen, they are not striking or colourful. As a result, ethnographers in such circumstances have to be on their guard to allow the dullness of the experience to come through but not to get sucked into the boredom so that they lose sight of recording it in their field notes.



Bringing ethnographic research to an end

Knowing when to stop is not an easy or straightforward matter in ethnography. Because of its unstructured nature and the absence of specific hypotheses to be tested (other than those that might emerge during data collection and analysis), there is a tendency for ethnographic research to lack a sense of an obvious end point. But clearly ethnographic research does come to an end! It may be that there is an almost natural end to the research, such as in Waddington's study of a strike (see *Research in focus* 17.4), but this is a fairly rare occurrence. Sometimes, the rhythms of the ethnographer's occupational career or personal and family life will necessitate withdrawal from the field. Such factors include: the end of a period of sabbatical leave; the need to write up and submit a doctoral thesis by a certain date; or funding for research drawing to a close. As regards family and personal commitments, for example, Taylor (1993) writes that one of the factors that was instrumental in her departure from the field was an illness of her youngest son that lasted many months.

Moreover, ethnographic research can be highly stressful for many reasons: the nature of the topic, which places the fieldworker in stressful situations (as in research on crime); the marginality of the researcher in the social setting and the need constantly to manage a front; and the prolonged absence from one's normal life that is often necessary. The ethnographer may feel that he or she has simply had enough. A further possibility that may start to bring about moves to bring fieldwork to


a close is that the ethnographer may begin to feel that the research questions on which he or she has decided to concentrate are answered, so that there are no new data worth generating. The ethnographer may even feel a strong sense of *déjà vu* towards the end of data collection. Altheide (1980: 310) has written that his decision to leave the various news organizations in which he had conducted ethnographic research was often motivated by 'the recurrence of familiar situations and the feeling that little worthwhile was being revealed'. In the language of grounded theory, all the researcher's categories were *saturated*, although Glaser and Strauss's approach would invite you to be certain that there are no new research questions to be asked or no new comparisons to be made or no new theoretical insights to be developed.

The reasons for bringing ethnographic research to a close can involve a wide range of factors from the personal to matters of research design. Whatever the reason, disengagement has to be *managed*. For one thing, this means that promises must be kept, so that, if you promised a report to an organization as a condition of entry, that promise should not be forgotten. It also means that ethnographers must provide good explanations for their departure. Members of a social setting always know that the researcher is a temporary fixture, but over a long period of time, and especially if there was genuine participation in activities within that setting, people may forget that the ethnographer's presence is finite. The

farewells have to be managed and in an orderly fashion. Also, the ethnographer's *ethical* commitments must not be forgotten, such as the need to ensure that persons and settings are anonymized—unless, of course, as sometimes happens, there has been an agreement that the nature of the social setting can be disclosed (as often occurs in the study of religious sects and cults).

Michael Humphreys, in his research on Credit Line, which was referred to above, went even further in his desire for organizational participants to remain anonymous (Humphreys and Watson 2009). He became aware that the gulf between the company's public position on

corporate social responsibility and the private views of many staff about that position presented him with an ethical dilemma in that he clearly needed to protect their anonymity so that they would not get into trouble with the firm. On page 446, the words of 'Charity' were quoted, but Charity is not a pseudonym, the usual tactic used by researchers to preserve the identity of their informants. 'Charity' is a composite person rather than a real person. Her views and words are in fact an aggregation of those of several employees who expressed identical or similar positions.



Can there be a feminist ethnography?

This heading is in fact the title of a widely cited article by Stacey (1988). It is a rebuttal of the view that there is and/or can be a distinctively feminist ethnography that both draws on the distinctive strengths of ethnography and is informed by feminist tenets of the kind outlined at the end of Chapter 17. Reinharz (1992) sees feminist ethnography as significant in terms of feminism, because:

- it documents women's lives and activities, which were previously largely seen as marginal and subsidiary to men's;
- it understands women from their perspective, so that the tendency that 'trivializes females' activities and thoughts, or interprets them from the standpoint of men in the society or of the male researcher' (Reinharz 1992: 52), is militated against; and
- it understands women in context.

Similarly, Skeggs (2001: 430) has observed that ethnography, 'with its emphasis on experiences and the words, voice and lives of the participants', has been viewed by many feminist researchers as well suited to the goals of feminism. Reinharz's principles lay behind Mattley's (2006) choice of participant observation for collecting data on working for a sex fantasy phone line in order to explore the notion of emotional labour (see Research in focus 17.1 for a brief discussion of the emergence of this concept). She writes:

I knew that as a feminist my goals were to understand the phone workers' experiences, to document their experiences using their own words and perspectives, and to understand how their emotional labor was a part of their work context. I also knew that understanding their experiences from their own point of view was important to challenge the dominant sociological view of sex workers as deviants, which has most often been written by male sociologists. (Mattley 2006: 143)

However, such commitments and practices go only part of the way. Of great significance to feminist researchers is the question of whether the research allows for a non-exploitative relationship between researcher and researched. One of the main elements of such a strategy is that the ethnographer does not treat the relationship as a one-way process of extracting information from others, but actually provides something in return.

Skeggs's (1994, 1997) account of her ethnographic research on young women, which was briefly mentioned in Chapter 17, represents an attempt to address this issue of a non-exploitative relationship when women conduct ethnographic research on other women (see Research in focus 19.7). J. Stacey (1988: 23), however, argues, on the basis of her fieldwork experience, that the various

situations she encountered as a feminist ethnographer placed her

in situations of inauthenticity, dissimilitude, and potential, perhaps inevitable betrayal, situations that I now believe are inherent in fieldwork method. For no matter how welcome, even enjoyable the fieldworker's presence may appear to 'natives', fieldwork represents an intrusion and intervention into a system of relationships, a system of relationships that the researcher is far freer to leave.

The young women were not prepared to be exploited; just as they were able to resist most things which did not promise economic or cultural reward, they were able to resist me. . . . They enjoyed the research. It provided resources for developing a sense of their self-worth. More importantly, the feminism of the research has provided a framework which they use to explain that their individual problems are part of a wider structure and not their personal fault. (Skeggs 1994: 88)

Stacey also argues that, when the research is written up, it is the feminist ethnographer's interpretations and judgements that come through and that have authority. Skeggs responds to this general charge against feminist ethnography by acknowledging in the case of her own study that her academic career was undoubtedly enhanced by the research, but argues that Stacey's views construe women as victims. Instead, she argues:

Similarly, Reinharz (1992: 74–5) argues that, although ethnographic fieldwork relationships may sometimes *seem* manipulative, a clear undercurrent of reciprocity often lies beneath them. The researcher, in other words, may offer help or advice to her research participants, or she may be exhibiting reciprocity by giving a public airing to normally marginalized voices (although the ethnographer is always the mouthpiece for such voices and may be imposing a particular 'spin' on them). Moreover, it seems extreme to abandon feminist ethnography



Research in focus 19.7

A feminist ethnography

Skeggs (1997: 1) refers to 'the 83 White working-class women of this longitudinal ethnographic study, set in the North West of England' and writes that it was

based on research conducted over a total period of 12 years including three years' full-time, in-the-field participant observation. It began when the women enrolled on a 'caring' course at a local college and it follows their trajectories through the labour market, education and the family.


The elements of a distinctively feminist ethnography can be seen in the following comments:

- 'This ethnography was politically motivated to provide space for the articulations and experiences of the marginalized' (Skeggs 1997: 23).
- The 'study was concerned to show how young women's experience of structure (their class and gender positioning) and institutions (education and the media) framed and informed their responses and how this process informed constructions of their own subjectivity' (Skeggs 1994: 74). This comment, like the previous one, reflects the commitment to documenting women's lives and allowing their experiences to come through, while also pointing to the significance of the understanding of women in context, to which Reinharz (1992) refers.

Skeggs also feels that the relationship with the women was not an exploitative one. For example, she writes that the research enabled the women's 'sense of self-worth' to be 'enhanced by being given the opportunity to be valued, knowledgeable and interesting' (Skeggs 1994: 81). She also claims she was able to 'provide a mouthpiece against injustices' and to listen 'to disclosures of violence, child abuse and sexual harassment' (Skeggs 1994: 81).

on the grounds that the ethnographer cannot fulfil all possible obligations simultaneously. Indeed, this would be a recipe for the abandonment of all research, feminist or otherwise. What is also crucial is transparency—transparency in the feminist ethnographer's dealings with the

women she studies and transparency in the account of the research process, both of which are a great strength in Skeggs's work. Nonetheless, it is clear that the question of whether there is or can be a feminist ethnography is a matter of ongoing debate.



The rise of visual ethnography

One of the most striking developments in qualitative research in recent years has been the growth of interest in the use of visual materials. The use of such materials in social research is by no means new; for example, social anthropologists have made use of photographs of the tribes and villages in which they resided for many decades. In sociology, it was not uncommon to encounter articles that made use of photographs in the *American Journal of Sociology* at the end of the nineteenth and beginning of the twentieth centuries. However, from around the time of the First World War, their use fell away. One factor in this loss of interest in the use of photographs is likely to have been a feeling that their inclusion was inconsistent with the discipline's growing scientific pretensions. However, in recent years, there is a clear sense that the use of visual materials in social research has entered a new phase of interest that can be discerned in the number of books that appeared around the turn of the millennium on this area (Banks 2001; Pink 2001; Rose 2001).

Photographs did not disappear completely from the outputs of social scientists, of course. Particularly in book-length monographs, photographs could sometimes be found. For example, Blauner's (1964) well-known book on alienated work under different technological conditions contained several photographs that were used to illustrate each of the technologies. Of particular significance is that the photographs were accompanied by quite detailed captions that more or less informed readers of what they were seeing in the images. These photographs were essentially being presented as having uncontested meanings, which was very much in tune with the realist stance on visual images (see Thinking deeply 19.2 on the distinction between realist and reflexive approaches to visual materials and Thinking deeply 19.3 for more on issues relating to Blauner's use of photographs).

A distinction can be made between the use of visual materials that are *extant* and those that are produced more or less exclusively for the purposes of research. The

former will be featured in Chapter 23 and take the form of such artefacts as people's collections of photographs and images in newspapers and magazines. In this chapter I will be emphasizing research-driven visual images, and my main focus will be upon photographs. Visual images that are research driven may be taken either by the researcher or by the research participants themselves. In either case, the images may be used as a basis for what is often referred to as **photo-elicitation**, whereby the researcher uses the images as a springboard for discussion with the producers of the photographs concerning the meaning and significance of the images (see Research in focus 19.9 for an example). Wright et al. (2010) equipped African Caribbean young people who had been excluded from school with disposable cameras and instructed them to take photographs of family and friends who had been sources of support. The researcher wanted to understand how the young people managed their transition into adulthood. The images tended to be of events and contexts that were significant at that particular juncture of their lives and that were therefore significant for the development of their personal identities. The authors argue that the use of a visual research approach helped to empower these marginalized young people and to reduce some of the power distance between the researchers and their participants. Photo-elicitation is often employed in connection with extant images too, and this point will be addressed further in Chapter 23.

The distinction between extant and research-driven visual materials is not an entirely satisfactory one. For example, when research participants are asked to discuss items in their photograph collections, this is similar to asking participants to take photographs and then to discuss the images that are taken. However, in order to restrict the discussion of documents in Chapter 23 only to items that have *not* been produced for research purposes, the distinction is required.

It is also worth observing that, although the term 'visual ethnography' is becoming increasingly popular (e.g. Peñaloza 1999; Pink 2001), it is sometimes used in



Research in focus 19.8

Researching Disneyization

I have been intrigued by something that I call ‘Disneyization’, which refers to the process by which the principles associated with the Disney theme parks have permeated many aspects of modern society and economy. In my book on Disneyization (Bryman 2004a) I included several photographs that I felt illustrated the processes I was describing quite well. In addition to serving this role, the photographs were very helpful in acting as reminders of contexts that revealed the process of Disneyization for me. This was especially the case with an article I wrote on the Disneyization of McDonald’s (Bryman 2003). At one point in this article I discussed the rather bizarre case of a themed McDonald’s in Chicago that employed a rock ‘n’ roll narrative. I had visited Chicago a year previously to give a paper at the American Sociological Association conference and took the opportunity to take some photographs of the restaurant. These images were very helpful in remembering the restaurant, although I did not use them for illustrative purposes in either the book or the article. Two of the images are presented here—Plate 19.1 shows the restaurant’s exterior against the Chicago skyline and Plate 19.2 shows statues of three members of the Beatles, which were among many other artefacts that contributed to the musical theme.

Plate 19.1

Disneyization in pictures: a themed McDonald’s



Plate 19.2

Disneyization in pictures: The Beatles in the themed McDonald's



a way that does not imply the kind of sustained immersion in a social setting that has been taken in this chapter to be a feature of ethnography. Sometimes, the term is used to include interviews of the kind covered in Chapter 20 in which visual materials figure prominently. However, in order to avoid splitting visual resources and research methods across too many chapters, I have located the discussion of their use in qualitative research in this chapter.

In the discussion that follows, I will emphasize photographs, mainly because they are the visual medium that have received the greatest attention. There are a number of ways in which photographs have been employed by qualitative researchers.

- As an *aide-mémoire* in the course of fieldwork, in which context the images essentially become components of the ethnographer's field notes. This is how I have tended to use images in my own work (see Research in focus 19.8).
- As sources of data in their own right and not simply as adjuncts to the ethnographer's field notes (see Research in focus 19.10).
- As prompts for discussion by research participants. Sometimes the photographs may be extant, and this kind of context will be examined in Chapter 23. In other contexts, the discussions may be based on photographs taken by the ethnographer or by research participants (see Research in focus 19.9) more or less exclusively for the purposes of the investigation. In the case of photographs that are taken by research participants and that form the basis for an interview or discussion, Pink (2004: 399) writes: 'By working with informants to produce images that are meaningful for them we can gain insights into their visual cultures and into what is important for them as individuals living in particular localities.'

Pink (2001) draws attention to two different ways in which visual images have been conceptualized in social

research. She calls these the *realist* and *reflexive* approaches (see Thinking deeply 19.2). The latter approach to the visual is frequently collaborative, in the sense that research participants may be involved in decisions about what photographs should be taken and then how they should be interpreted. Further, there is a recognition of the fluidity of the meaning of images, implying that they can never be fixed and will always be viewed by different

people in different ways. Thus, in Pink's research on Spanish bullfighters, the images she took of bullfights were interpreted by enthusiasts in terms of their performative qualities of the bullfighter. UK viewers of the images employed a different interpretative frame to do with animal rights and cruelty. Further examples of the use of visual resources in ethnographic contexts can be found in Thinking deeply 19.2 and Research in focus 19.10.



Thinking deeply 19.2

Two stances on the role of visual images in ethnography

Pink (2001) draws an important distinction between two positions on visual materials. The traditional framework is a *realist* one (see Key concept 2.3 on realism) in which the photograph or video recording simply captures an event or setting that then becomes a 'fact' for the ethnographer to interpret along with his or her other data. The image and what it represents are essentially unproblematic and act as a window on reality. This has been the dominant frame within which visual resources have been produced and analysed. Researchers who employ photographic images to illustrate their work or as adjuncts to their field notes typically operate within a realist frame of reference that treats the image as relatively unproblematic (see Research in focus 19.8 and Thinking deeply 19.3 for examples). In contrast, Pink draws attention to a position that she calls *reflexive*, which entails an awareness of and sensitivity to the ways in which the researcher as a person has an impact on what a photograph reveals. This sensitivity requires a grasp of the way that one's age, gender, background, and academic proclivities influence what is photographed, how it is composed, and the role that informants and others may have played in influencing the resulting image.

The various examples of the use of visual materials give a sense that they have great potential for ethnographers and qualitative researchers more generally. Their growing popularity should not entice readers into thinking that visual methods should necessarily be incorporated into their investigations: their use must be relevant to the research questions being asked. For her research on Niketown in Chicago, Peñaloza (1999; Research in focus 19.10) was interested in what she dubs 'spectacular consumption'—that is, turning what could otherwise be a mundane consumption event (purchasing sportswear) into a spectacle through the use of sporting images, sounds, and atmospheres. When she explored research questions to do with this topic (for example, the role of the environment in creating a sense of spectacular consumption), an approach that included photography was very appropriate, since spectacle is a visual phenomenon.

As sources of data, visual research methods require an ability on the part of the researcher to 'read' images in a manner that is sensitive to: the context in which they were generated; the potential for multiple meanings

that may need to be worked through with research participants; and, where the researcher is the source of the images, the significance of his or her own social position. In other words, the analyst of visual materials needs to be sceptical about the notion that a photograph provides an unproblematic depiction of reality. In addition, researchers will usually include non-visual research methods in their investigations (such as interviews). This leads to the question of the relative significance of words and images in the analysis of data and the presentation of findings. Since words are the traditional medium, it is easy to slip into seeing the visual as ancillary.

However, at the same time, Pink (2004) reminds us that visual research methods are never purely visual. There are two aspects to this point. First, as Pink points out, visual research methods are usually accompanied by other (often traditional) research methods such as interviewing and observation. Second, the visual is almost always accompanied by the non-visual—words—that are the medium of expression for both the research participants and the researchers themselves.



Research in focus 19.9

Photographs in a study of the experience of homelessness

Radley et al. (2005) were interested in the ways in which homeless people visualize their lives. They were especially interested in how their lives are visualized in the context both of their hostels and on the streets of London. Following an initial interview, twelve homeless people were each given disposable cameras and asked to take photographs 'that represented their experience of being a homeless person. They were told that photographs could be of key times in their day, of typical activities and spaces, or of anything else that portrayed their situation' (Radley et al. 2005: 277). The films were developed shortly after the photographs had been taken, and the participants were interviewed shortly after that. On each occasion, participants were asked about all the photographs and which ones best expressed their experience of being a homeless person. This approach to interviewing—namely, asking people to discuss photographs and their meaning and significance for them—is often referred to as the technique of *photo-elicitation*. Plates 19.3 and 19.4 provide examples of the kinds of photograph that were taken. The photograph in Plate 19.3 was taken by Rose (the names are pseudonyms) and shows the entrance to her day centre. For Rose, this photograph had significance because it is where she is welcomed and where she welcomes others and where she is given the opportunity to move between her two worlds—as someone who sleeps rough at night but who during the day is able to mix with others with more conventional lives in terms of having jobs and homes. The photograph in Plate 19.4 was taken by Mary, who, unlike Rose, did not sleep rough at night, as she made use of a hostel that was in fact close to Rose's day centre. For Mary, this photograph took on significance because it 'shows us a community of friends who share not only

Plate 19.3

Images of homelessness



Copyright Alan Radley, Darrin Hodgetts, and Andrea Cullen. Reproduced with thanks.

a place [referred to as The Wall situated on Vauxhall Bridge Road] but also an activity—drinking’ (Radley et al. 2005: 283; note how the faces are pixelated to protect the individuals in the photographs). The photographs and the discussions of them by the participants provide insights into the experience of homelessness and how the homeless navigate an identity in a world in which homelessness is on the fringes of society.

Plate 19.4

Images of homelessness



Copyright Alan Radley, Darrin Hodgetts, and Andrea Cullen. Reproduced with thanks.



Research in focus 19.10

Visual ethnography? Just do it

Peñaloza (1999) conducted what she calls a ‘visual ethnographic’ study of Niketown in Chicago. The Niketowns are huge stores that act as showcases for Nike’s products and can be found in many large cities worldwide, including one in London on Oxford Street. She was interested in the store as a spectacle that has been designed specifically for the consumer and that is meant to create a sense of awe. Peñaloza (1999: 34) argues that an approach that included photography was well suited to her research, given her interest in the environment within which consumption occurred, ‘particularly its architecture, furnishings, displays of artifacts, images, sounds and textures in relation to consumers’ behaviors’. Her corpus of data included: 148 pages of field notes; 58 pages of entries in a diary; and 357 photographs. In addition, interviews were conducted with employees and consumers. Through her data, Peñaloza shows, for example, that the display of artefacts and images of revered athletes are deployed to transfer the sense of power and awe in which these individuals are held to Nike as a corporation.



Thinking deeply 19.3

Copyright and photographs


An interesting fairly early use of photographs can be found in Blauner's (1964) influential book on work in four different technological conditions. Blauner used photographs to illustrate each of the four technologies and the kinds of work with which each was associated. They are very memorable photographs, which were accompanied by a detailed description of the work beneath the image. I wanted to include a photograph very similar to the one in Plate 19.5 to demonstrate Blauner's use of photographs to illustrate assembly-line work in the automobile industry in the USA in the 1950s and early 1960s. Blauner's photograph had the title 'Subdivided jobs and restricted freedom' and was accompanied by a description of employees' work and the following comment:

These men perform the identical tasks shown above all day long and may fasten from eight hundred to one thousand wheels in eight hours. The movement of the cars along the conveyor belt determines the pace of their work and kept them close to their stations, virtually 'chained' to the assembly line. (Blauner 1964: 112)

Thus, Blauner used the image to illustrate the work of assembly-line workers and was operating very much within a realist view of the role of the photograph. I write above that Plate 19.5 is 'very similar', because it proved impossible to track the owner of the image. In Blauner's book the image he used is described as 'Courtesy of the

Plate 19.5

The automobile assembly line



Courtesy of Chrysler Group LLC.

Chrysler Corporation'. However, Chrysler's archivists could not find the photograph and therefore could not provide us with permission to use it. However, they were kind enough to allow me to use the image in Plate 19.5. This anecdote demonstrates some of the difficulties with the use of photographs in general and of older ones in particular. Sometimes, authors and publishers include photographs even when they are unable to track down the copyright owner and usually cover themselves with a general statement like: every effort has been made to find the owner of the copyright but if anyone believes they are the copyright owner please contact the publisher. This option was not available to us, because the photographs in Blauner's book were of poor quality.

Finally, visual research methods raise especially difficult issues of ethics, an area that is explored in Chapter 6. The Visual Sociology Group, a study group of the British Sociological Association (BSA), has provided a statement of ethical practice for researchers using visual research methods:

www.visualsociology.org.uk/BSA_VS_ethical_statement.pdf (accessed 12 October 2010).

This is a useful statement, which draws on the BSA's *Statement of Ethical Practice*, which was referred to in Chapter 6. Here are some statements of ethical practice that are recommended:

Researchers may want to discuss the status of the images with participants in order to clearly explain the dissemination strategy of the research project. In certain circumstances, the researcher(s) may want to create a written or verbal contract guaranteeing the participants ownership of the images produced. Under UK law copyright can be waived by participants and given to the researcher(s); however it is recommended that researchers read the current legislation or seek legal advice if taking this option (please note that the date of the creation of the image affects the legal status).

As far as possible participation in sociological research should be based on the freely given informed consent of those studied. This implies a responsibility on the sociologist to explain in appropriate detail, and in terms meaningful to participants, what the research is about, who is undertaking and financing it, why it is being undertaken, and how it is to be disseminated and used. Here again clarity about the status and ownership of visual data will benefit the participants and the reputation of the discipline.

As these points reveal, there is a special sensitivity to the use of visual materials, like photographs, in that the subjects who appear in them may have their images widely disseminated. It is important, therefore, to ensure that permission is gained from those whose images appear and that they are fully aware of the implications of that agreement. If you are considering using visual research methods, you should consult this statement of ethical practice.



Writing ethnography

The term 'ethnography' is interesting, because it refers both to a method of social research and to the finished product of ethnographic research. In other words, it is both something that is carried out in doing research and something that one reads. Since around the mid-1980s, the production of ethnographic texts has become a focus of interest in its own right associated with what Denzin and Lincoln (2005b: 20) call 'the postmodern period of ethnographic writing' (see *Thinking deeply* 17.1). This means that there has been a growth of interest not just in how ethnography is carried out in the field but also in the

rhetorical conventions employed in the production of ethnographic texts.

Ethnographic texts are designed to convince readers of the *reality* of the events and situations described, and the plausibility of the ethnographer's explanations. The ethnographic text must not simply present a set of findings: it must provide an 'authoritative' account of the group or culture in question. In other words, the ethnographer must convince us that he or she has arrived at an account of social reality that has strong claims to truth.

The ethnographic text is permeated by stylistic and rhetorical devices whereby the reader is persuaded to enter into a shared framework of facts and interpretations, observations and reflections. The ethnographer typically works within a writing strategy that is imbued with **realism**. This simply means that the researcher presents an authoritative, dispassionate account that represents an external, objective reality. Van Maanen (1988) called ethnographic writing that conforms to these characteristics *realist tales*, but he distinguished two other types:

1. *Realist tales*—apparently definitive, confident, and dispassionate third-person accounts of a culture and of the behaviour of members of that culture. This is the most prevalent form of ethnographic writing.
2. *Confessional tales*—personalized accounts in which the ethnographer is fully implicated in the data-gathering and writing-up processes. These are warts-and-all accounts of the trials and tribulations of doing ethnography. They have become more prominent since the 1970s and reflect a growing emphasis on reflexivity in qualitative research in particular. Several of the sources referred to in this chapter include confessional tales (e.g. Armstrong 1993; Hobbs 1993; Giulianotti 1995). However, confessional tales are more concerned with detailing how research was carried out than with presenting findings. Very often the confessional tale is told in one context (such as an invited chapter in a book of similar tales), but the main findings are written up as realist tales.
3. *Impressionist tales*—accounts that place a heavy emphasis on ‘words, metaphors, phrasings, and . . . the expansive recall of fieldwork experience’ (Van Maanen 1988: 102). There is a heavy emphasis on stories of dramatic events that provide ‘a representational means of cracking open the culture and the fieldworker’s way of knowing it’ (Van Maanen 1988: 102).

Van Maanen (2011) has since revised his characterization of ethnographic writing, suggesting that increasingly confessional tales are routinely incorporated within standard ethnographies rather than largely appearing as distinct chapters or appendices. He also distinguishes:

1. *Structural tales*—accounts that link observation of the quotidian but then link this to wider ‘macro’ issues in society at large. Burawoy’s (1979) ethnography of a factory, which was heavily influenced by labour process theory, is an example. It was mentioned briefly in Chapter 2.

2. *Poststructural tales*—accounts that suggest that reality is a ‘fragile social construction subject to numerous lines of sight and interpretation’ (Van Maanen 2011: 248). This is done by peering behind the scenes of a manifest reality and suggesting that things are not quite what they seem. Van Maanen proposes that a good example of this type of tale is Fjellman’s (1992) deconstructive account of what lies behind many of the design features of Disney World in Florida in terms of the corporation’s manipulation of our perceptions and wallets.
3. *Advocacy tales*—accounts that are profoundly motivated by a sense that something is wrong and that the ethnographer wants to lay that bare for all to see. Gusterson’s (1996) ethnography of a nuclear weapons laboratory is a good example.

Adler and Adler (2008) have provided a categorization of genres of ethnographic writing that builds, at least in part, on an earlier version of Van Maanen (2010)’s categorization of types of ethnographic writing (Van Maanen 1988). They distinguish four genres:

1. *Classical ethnography*—realist tales that are accessible and aim to provide a persuasive account of a setting. The discussion of research methods often takes on the style of a confessional tale. The literature review is often used to show a gap in previous research on the topic area. Leidner’s (1993) study of a McDonald’s restaurant and Hodkinson’s (2002) study of goths (both in Figure 19.2) provide examples of this genre.
2. *Mainstream ethnography*—also realist tales, but oriented to a wider constituency of social scientists rather than just other qualitative researchers. It tends to be deductive in approach, and, although Adler and Adler do not put it this way, it has many of the trappings of a positivist style of representation. Mainstream ethnographies draw explicitly on an established literature and tend to be explicit about the research questions that drove the investigation. The research methods are laid out in a formal and specific manner. Zilber’s (2002) study of a rape crisis centre in Israel, with its explicit focus on contributing to institutional theory, provides a good example, as does Maitlis and Lawrence’s (2007) study of three British orchestras, which uses the literature on sensegiving in organizations as its *raison d’être*.
3. *Postmodern ethnography*—the ethnographer/writer is overtly insinuated into the writing and indeed often within the data and findings themselves.

Postmodern ethnographies often take the form of auto-ethnographies, in which the text is heavily personalized and the overall approach intensely reflexive. Adler and Adler give as an example of this form of ethnography an article by Ronai (1995) on childhood sexual abuse which is harrowing to read.

4. *Public ethnography*—in fact a form of ethnography that has existed for decades, the public ethnography is written with a general audience in mind. It is usually highly accessible, it is fairly light on the discussion of previous literature, and the presentation of the research methods is brief. Examples of this genre are Venkatesh's (2008) study of a Chicago gang (see Figure 19.2) and Búriková and Miller's (2010) study

of Slovak au pairs in London. Public ethnographies are more likely to be in book than article format.

It should also be appreciated that any ethnography may well contain elements of more than one category in these classifications. Thus, although Hodkinson's (2002) ethnography of goths has been classified above as a classical ethnography in Adler and Adler's scheme, it has elements of a postmodern ethnography in the way in which the author/researcher himself crops up in the text on a number of occasions. As such, these various ways of portraying modes of writing and representation in ethnography are best thought of as tendencies within ethnographies rather than as descriptions of them.



The changing nature of ethnography

Ethnography has been a research approach that has been very much in flux since the end of the twentieth century. The arrival of new forms or modes of ethnography such as visual ethnography and virtual/online ethnography (see Chapter 28) along with a growing interest in alternative forms of writing ethnography gives a sense of a vibrant and highly flexible approach. At the same time, there are concerns that are sometimes voiced that the term 'ethnography' is used loosely and that many so-called ethnographies are not obviously ethnographic in the traditional sense of involving a period of prolonged participant observation in a social setting (see Thinking deeply 19.4). There is a further suggestion that the traditional ethnography is in decline. Zickar and Carter (2010) have argued that workplace ethnographies, which have in the past been a rich vein of research (see Research in focus 13.4), have declined in use. One reason is possibly to do with the pressures on researchers nowadays. They write: 'The time commitment of traditional ethnographic research is intense and would require a reorganization of academic rewards and tenure policies given that ethnographic research often does not get published until 7 to 10 years after the original fieldwork began' (Zickar and Carter 2010: 312). This trend may be behind Emerson's (1987) suggestion that many ethnographers do not spend sufficient time in the field nowadays (see Thinking deeply 19.4). It implies that, if they do conduct ethnographic research at all, qualitative researchers are more likely to have relatively brief sojourns as fieldworkers

so that their work may be closer to the characteristics of what Wolcott (1990b) calls 'micro-ethnographies' (see Tips and skills 'Micro-ethnographies'). For inclusion in the Workplace Ethnography Project (see Research in focus 13.4), an ethnography had to have been conducted for at least six months' duration in the workplace concerned. It is interesting to contrast this requirement with DeSoucey's (2010) account of her ethnographic fieldwork. In terms of the classification in Figure 19.2, she was a Non-Participating Observer with Interaction. She writes in connection with her case study of the controversy surrounding *foie gras* and its production in France:

I collected primary data during four months of ethnographic fieldwork at 10 foie gras farms and 7 production facilities . . . a Parisian gourmet food exposition, local outdoor markets . . . tourist offices, foie gras museums, ships, restaurants, and a hotel management school. (DeSoucey 2010: 436)

Here we have an ethnographic study that over a four-month period collected data from nineteen organizations plus unspecified numbers of markets, tourist offices, museums, and restaurants, implying that it is unlikely that prolonged immersion in any setting took place.



Thinking deeply 19.4

When is a study ethnographic?

There is some debate about when it is and is not appropriate to refer to a qualitative investigation as an ethnography. In fact, one gets the impression that ethnography is almost a matter of degree. For writers like Emerson (1987) and Wolcott (1990b), a degree of immersion in the field is the touchstone of ethnography, with Emerson arguing that too often ethnographers do not spend enough time in the field. Indeed, my account of ethnography in Key concept 19.1 entails immersion in a social setting.

However, as I noted previously, ethnographers are rarely pure participant observers, in that they invariably conduct interviews or examine documents, thus raising the question of when it is appropriate to refer to a qualitative study as ethnographic. However, there may be circumstances when the requirement of immersion needs to be relaxed. A striking case in point is Gusterson's (1996: p. ix) 'ethnographic study of a nuclear weapons laboratory' in the USA. Because of the top-secret nature of work at this establishment and its sheer scale, participant observation in the conventional sense of prolonged immersion in the field was not possible. Gusterson (1996: 32) writes: 'I decided to mix formal interviews and the collection of documentary sources with a strategy of participant observation adapted to the demands and limitations of my own fieldwork situation. . . . I relied less on participant observation than most anthropologists in the field.' However, he did seek out as many employees as he could muster and he lived in the community in which the laboratory was located, participating in many of their core activities. Thus, while a study such as this may not exhibit the characteristics of a conventional ethnography of a workplace—because this option was not available to the researcher—Gusterson's determination to live among members of the community and to see the development of nuclear weapons through the eyes of those who worked there through interviews provides the investigation with many of the ingredients of an ethnography. What the study also suggests, along with the discussions of writers such as Emerson (1987) and Wolcott (1990b), is that whether a qualitative study is ethnographic is to a significant extent a matter of degree.

The constraints on modern qualitative researchers to which Zickar and Carter refer may also have produced a tendency for the term 'ethnographic' to have broadened to include studies that include little or no participant observation. Research methods like qualitative interviewing are flexible and are less disruptive of the work and personal lives of both researchers and research participants. Given both the growing diversity of forms/modes of ethnography and a tendency towards a stretching of the kind of investigation to which the term 'ethnography' refers (with prolonged participant observation no longer a *sine qua non*), it may be that the term is losing its original meaning.

One factor that may lie behind the apparently growing tendency towards ethnographies of shorter duration is that, as Van Maanen (2011) has observed, more and more such studies are 'multi-site' (Marcus 1998). This term can be employed in two connections. One is that the tendency towards global flows of people means that increasingly ethnographers have to follow their subjects across sites. An example is Scheper-Hughes's (2004) ethnography of the illegal traffic in organs (see Research in focus 18.2). We are given an

insight into the multi-sited nature of her research when she writes:

My basic ethnographic method—'follow the bodies!'—brought me to police morgues, hospital mortuaries, medical-legal institutes, intensive care units, emergency rooms, dialysis units, surgical units, operating rooms, as well as to police stations, jails and prisons, mental institutions, orphanages and court rooms in North and South America, Europe, the Middle East, Africa and Asia. (Scheper-Hughes 2004: 32)

The other is that there has been a growing tendency towards multiple case study ethnographies of the kind discussed in Chapter 3. Several of the ethnographic studies that have been discussed in this chapter have been conducted in two or more locations (Leidner 1993; Fine 1996; Swain 2004; Gambetta and Hammill 2005; Maitlis and Lawrence 2007; DeSoucey 2010). The decision to study more than one site more or less inevitably means that the duration of the ethnographic research is shorter than in single-site research, given the career and personal constraints on ethnographers.



Key points

- Ethnography is a term that refers to both a method and the written product of research based on that method.
- The ethnographer is typically a participant observer who also uses non-observational methods and sources such as interviewing and documents.
- The ethnographer may adopt an overt or covert role, but the latter carries ethical difficulties.
- The method of access to a social setting will depend in part on whether it is a public or closed one.
- Key informants frequently play an important role for the ethnographer, but care is needed to ensure that their impact on the direction of research is not excessive.
- There are several different ways of classifying the kinds of role that the ethnographer may assume. These roles are not necessarily mutually exclusive.
- Field notes are important for prompting the ethnographer's memory and form much of the data for subsequent analysis.
- Feminist ethnography has become a popular approach to collecting data from a feminist standpoint, but there have been debates about whether there really can be a feminist ethnography.
- Visual materials such as photographs and video have attracted considerable interest among ethnographers in recent years, not just as adjuncts to data collection but as objects of interest in their own right.



Questions for review

- Is it possible to distinguish ethnography and participant observation?
- How does participant observation differ from structured observation?
- To what extent do participant observation and ethnography rely solely on observation?

Access

- 'Covert ethnography obviates the need to gain access to inaccessible settings and therefore has much to recommend it.' Discuss.
- Examine some articles in British sociology journals in which ethnography and participant observation figure strongly. Was the researcher in an overt or covert role? Was access needed to closed or open settings? How was access achieved?
- Is access to closed settings necessarily more difficult to achieve than to open settings?
- Does the problem of access finish once access to a chosen setting has been achieved?
- What might be the role of key informants in ethnographic research? Is there anything to be concerned about when using them?

Roles for ethnographers

- Why might it be useful to classify participant observer roles?
- What is meant by going native?
- Should ethnographers be active or passive in the settings in which they conduct research?

Field notes

- Why are field notes important for ethnographers?
- Why is it useful to distinguish between different types of field notes?

Bringing ethnographic research to an end

- How do you decide when to complete the data-collection phase in ethnographic research?

Can there be a feminist ethnography?

- What are the main ingredients of feminist ethnography?
- Assess Stacey's argument about whether feminist ethnography is possible in the light of Skeggs's research or any other ethnographic study that describes itself, or can be seen, as feminist.

The rise of visual ethnography

- What kinds of roles can visual materials play in ethnography?
- Do photographs provide unproblematic images of reality?

Writing ethnography

- How far is it true to say that ethnographic writing is typically imbued with realism?
- What forms of ethnographic writing other than realist tales can be found?

The changing nature of ethnography

- What factors lie behind some of the changing meanings of 'ethnography'?

**Online Resource Centre**

www.oxfordtextbooks.co.uk/orc/brymansrm4e/


Visit the Online Resource Centre that accompanies this book to enrich your understanding of ethnography and participant observation. Consult web links, test yourself using multiple choice questions, and gain further guidance and inspiration from the Student Researcher's Toolkit.

20

Interviewing in qualitative research

Chapter outline

Introduction	469
Differences between the structured interview and the qualitative interview	470
Asking questions in the qualitative interview	471
Preparing an interview guide	472
Kinds of questions	476
Recording and transcription	482
Telephone interviewing	488
Life history and oral history interviewing	488
Feminist research and interviewing in qualitative research	491
Qualitative interviewing versus participant observation	493
Advantages of participant observation in comparison to qualitative interviewing	493
Advantages of qualitative interviewing in comparison to participant observation	494
Overview	496
Checklist	497
Key points	498
Questions for review	498





Chapter guide

This chapter is concerned with the interview in qualitative research. The term ‘qualitative interview’ is often used to capture the different types of interview that are used in qualitative research, and this is the term that I will use as a shorthand way of categorizing the different forms of qualitative research interview. Such interviews tend to be far less structured than the kind of interview associated with survey research, which was discussed in Chapter 9 in terms of structured interviewing. This chapter is concerned with individual interviews in qualitative research; the focus group method, which is a form of interview but with several people, is discussed in the next chapter. The two forms of qualitative interviewing discussed in this chapter are unstructured and semi-structured interviewing. The chapter explores:

- the differences between structured interviewing and qualitative interviewing;
- the main characteristics of and differences between unstructured and semi-structured interviewing; this entails a recognition that the two terms refer to extremes and that in practice a wide range of interviews with differing degrees of structure lie between the extremes;
- how to devise and use an interview guide for semi-structured interviewing;
- the different kinds of question that can be asked in an interview guide;
- the importance of recording and transcribing qualitative interviews;
- life history and oral history interviewing;
- the significance of qualitative interviewing in feminist research;
- the advantages and disadvantages of qualitative interviewing relative to participant observation.

Introduction

The interview is probably the most widely employed method in qualitative research. Of course, as we have seen in Chapter 19, ethnography usually involves a substantial amount of interviewing, and this factor undoubtedly contributes to the widespread use of the interview by qualitative researchers. However, it is the flexibility of the interview that makes it so attractive. Since ethnography entails an extended period of participant observation, which is very disruptive for researchers because of the sustained absence(s) required from work and/or family life, research based more or less exclusively on interviews is a highly attractive alternative for the collection of qualitative data. Interviewing, the transcription of interviews, and the analysis of transcripts are all very time-consuming, but they can be more readily accommodated into researchers’ personal lives.

In Key concept 9.2, several different types of interview were briefly outlined. The bulk of the types outlined there—other than the structured interview and the standardized interview—are ones associated with qualitative research. *Focus groups* and *group interviewing* will be examined in the next chapter, and the remaining forms of interview associated with qualitative research will be explored at various points in this chapter. However, in spite of the apparent proliferation of terms describing types of interview in qualitative research, the two main types are the **unstructured interview** and the **semi-structured interview**. Researchers sometimes employ the term ‘qualitative interview’ to encapsulate these two types of interview. There is clearly the potential for considerable confusion here, but the types and definitions offered in Key concept 9.2 are meant to inject a degree of consistency of terminology.



Differences between the structured interview and the qualitative interview

Qualitative interviewing is usually very different from interviewing in quantitative research in a number of ways.

- The approach tends to be much less structured in qualitative research. In quantitative research, the approach is structured to maximize the reliability and validity of measurement of key concepts. It is also more structured because the researcher has a clearly specified set of research questions that are to be investigated. The structured interview is designed to answer these questions. Instead, in qualitative research, there is an emphasis on greater generality in the formulation of initial research ideas and on interviewees' own perspectives.
- In qualitative interviewing, there is much greater interest in the interviewee's point of view; in quantitative research, the interview reflects the researcher's concerns. This contrast is a direct outcome of the previous one.
- In qualitative interviewing, 'rambling' or going off at tangents is often encouraged—it gives insight into what the interviewee sees as relevant and important; in quantitative research, it is usually regarded as a nuisance and discouraged.
- In qualitative interviewing, interviewers can depart significantly from any schedule or guide that is being used. They can ask new questions that follow up interviewees' replies and can vary the order and even the wording of questions. In quantitative interviewing, none of these things should be done, because they will compromise the standardization of the interview process and hence the reliability and validity of measurement.
- As a result, qualitative interviewing tends to be flexible, responding to the direction in which interviewees take the interview and perhaps adjusting the emphases in the research as a result of significant issues that emerge in the course of interviews (see Research in focus 20.3 for an example). By contrast, quantitative interviews are typically inflexible, because of the need to standardize the way in which each interviewee is dealt with.
- In qualitative interviewing, the researcher wants rich, detailed answers; in structured interviewing, the interview is supposed to generate answers that can be **coded** and processed quickly.
- In qualitative interviewing, the interviewee may be interviewed on more than one and sometimes even several occasions (see Research in focus 20.1 for an example). In structured interviewing, unless the research is longitudinal in character, the person will be interviewed on one occasion only.



Research in focus 20.1 Unstructured interviewing

Malbon (1999: 33) describes his interviewing strategy for his research on 'clubbers' in the following way:

Clubbers were usually interviewed twice, with the second interview happening after we had been clubbing together. Both interviews were very much 'conversational' in style and I avoided interview schedules, although all interviews were taped. The first interview was designed to achieve three main goals: to put the clubber at ease while also explaining fully and clearly in what ways I was hoping for help; to begin to sketch in details of the clubbers' clubbing preferences, motivations and histories; and to allow me an opportunity to decide how to approach the night(s) out that I would be spending with the clubber . . . The second interview provided a forum for what was invariably a more relaxed meeting than the first interview . . . The main content of the second interview consisted of comments, discussion, and questions about the club visits we had made together, and the nature of the night out as an experience. In the latter half of these second interviews, discussion occasionally diversified in scope to cover wider aspects of the clubbers' lives: their relationships to work or study, their relationships with friends and loved ones, their hopes and fears for the future and their impressions of a social life beyond and after clubbing.



Student experience


The advantages of semi-structured interviewing

The relatively unstructured nature of the semi-structured interview and its capacity to provide insights into how research participants view the world was important to Hannah Creane. Hannah was attracted to it because she was concerned not to ‘pigeon-hole’ people while she was researching childhood.

The aim of my study was to explore the generational changes within childhood. I decided to interview nine people of several different generations about their childhood experiences, their opinions on the concept and construction of childhood, and their thoughts on childhood today. I chose to use semi-structured interviews because of the fact that they would allow me to gain the research I wanted without pigeon-holing the response of those I was interviewing.



To read more about Hannah’s research experiences, go to the Online Resource Centre that accompanies this book at: www.oxfordtextbooks.co.uk/orc/brymansrm4e/



Asking questions in the qualitative interview

However, qualitative interviewing varies a great deal in the approach taken by the interviewer. The two major types were mentioned at the beginning of the chapter.

1. The almost totally *unstructured interview*. Here the researcher uses at most an *aide-mémoire* as a brief set of prompts to him- or herself to deal with a certain range of topics. There may be just a single question that the interviewer asks, and the interviewee is then allowed to respond freely, with the interviewer simply responding to points that seem worthy of being followed up. Unstructured interviewing tends to be very similar in character to a conversation (Burgess 1984). See Research in focus 20.1 for an illustration of an unstructured interview style.
2. A *semi-structured interview*. The researcher has a list of questions or fairly specific topics to be covered, often referred to as an **interview guide**, but the interviewee has a great deal of leeway in how to reply. Questions may not follow on exactly in the way outlined on the schedule. Questions that are not included in the guide may be asked as the interviewer picks up on things said by interviewees. But, by and large, all the questions will be asked and a similar wording will be used from interviewee to interviewee. Research in focus 20.2 and 20.3 provide examples of these features.

In both cases, the interview process is *flexible*. Also, the emphasis must be on how the interviewee frames and

understands issues and events—that is, what the interviewee views as important in explaining and understanding events, patterns, and forms of behaviour. Thus, Leidner (1993: 238) describes the interviewing she carried out in a McDonald’s restaurant as involving a degree of structure, but adds that the interviews also ‘allowed room to pursue topics of particular interest to the workers’. Once again, we must remember that qualitative research is *not* quantitative research with the numbers missing. There is a growing tendency for semi-structured and unstructured interviewing to be referred to collectively as *in-depth interviews* or as *qualitative interviews*. The kinds of interviewing carried out in qualitative research are typical also of **life history interviewing** and **oral history interviewing**, which are examined in a section below.

The two different types of interview in qualitative research are extremes, and there is quite a lot of variability between them (the example in Research in focus 20.2 seems somewhat more structured than that in Research in focus 20.3, for example, though both are illustrative of semi-structured interviewing), but most qualitative interviews are close to one type or the other. In neither case does the interviewer slavishly follow a schedule, as is done in quantitative research interviewing; but in semi-structured interviews the interviewer does follow a script to a certain extent. The choice of whether to veer towards one type rather than the other is likely to be affected by a variety of factors.



Research in focus 20.2

Semi-structured interviewing

Lupton (1996) was interested in investigating people's food preferences, and to this end her research entailed thirty-three semi-structured interviews conducted by four female interviewers (of whom she was one) living in Sydney in 1994. She writes:

Interviewees were asked to talk about their favourite and most detested foods; whether they thought there was such a thing as 'masculine' or 'feminine' foods or dishes; which types of foods they considered 'healthy' or 'good for you' and which not; which types of foods they ate to lose weight and which they avoided for the same reason; memories they recalled about food and eating events from childhood and adulthood; whether they liked to try new foods; which foods they had tasted first as an adult; whether there had been any changes in the types of food they had eaten over their lifetime; whether they associated different types of food with particular times, places or people; whether they ever had any arguments about food with others; whether they themselves cooked and if they enjoyed it; whether they ate certain foods when in certain moods and whether they had any rituals around food. (Lupton 1996: 156, 158)



Research in focus 20.3

Flexibility in semi-structured interviewing

Like Lupton (1996; Research in focus 20.2), Beardsworth and Keil (1992) were interested in food-related issues, and in particular in vegetarianism. They carried out seventy-three 'relatively unstructured interviews' in the East Midlands. They write that the interviews were

guided by an inventory of issues which were to be covered in each session. As the interview programme progressed, interviewees themselves raised additional or complementary issues, and these form an integral part of the study's findings. In other words, the interview programme was not based upon a set of relatively rigid pre-determined questions and prompts. Rather, the open-ended, discursive nature of the interviews permitted an iterative process of refinement, whereby lines of thought identified by earlier interviewees could be taken up and presented to later interviewees. (Beardsworth and Keil 1992: 261–2)

- Researchers who are concerned that the use of even the most rudimentary interview guide will not allow genuine access to the world views of members of a social setting or of people sharing common attributes are likely to favour an unstructured interview.
- If the researcher is beginning the investigation with a fairly clear focus, rather than a very general notion of wanting to do research on a topic, it is likely that the interviews will be semi-structured ones, so that the more specific issues can be addressed.
- If more than one person is to carry out the fieldwork, in order to ensure a modicum of comparability of interviewing style, it is likely that semi-structured interviewing will be preferred. See Research in focus 20.2 and 20.3 for examples.
- If you are doing multiple case study research, you are likely to find that you will need some structure in order to ensure cross-case comparability. Certainly, all my qualitative research on different kinds of organization has entailed semi-structured interviewing, and it is not a coincidence that this is because most of it has been multiple case study research (e.g. Bryman et al. 1994; see Research in focus 17.6; Bryman, Gillingwater, and McGuinness 1996).

Preparing an interview guide

The idea of an interview guide is much less specific than the notion of a structured interview schedule. In fact, the term can be employed to refer to the brief list of memory

prompts of areas to be covered that is often employed in unstructured interviewing or to the somewhat more structured list of issues to be addressed or questions to be asked in semi-structured interviewing. What is crucial is that the questioning allows interviewers to glean the ways in which research participants view their social world and that there is flexibility in the conduct of the interviews. The latter is as much if not more to do with the conduct of the interview than with the nature of the interview guide as such.

In preparing for qualitative interviews, Lofland and Lofland (1995: 78) suggest asking yourself the question ‘Just what about this thing is puzzling me?’ This can be applied to each of the research questions you have generated or it may be a mechanism for generating some research questions. They suggest that your puzzlement can be stimulated by various activities: random thoughts in different contexts, which are then written down as quickly as possible; discussions with colleagues, friends, and relatives; and, of course, the existing literature on the topic. The formulation of the research question(s) should not be so specific that alternative avenues of enquiry that might arise during the collection of field-work data are closed off. Such premature closure of your research focus would be inconsistent with the process of qualitative research (Figure 17.1), with the emphasis on the world view of the people you will be interviewing, and with the approaches to qualitative data analysis like **grounded theory** that emphasize the importance of not starting out with too many preconceptions (see Chapter 24). Gradually, an order and structure will begin to emerge in your meanderings around your research question(s) and will form the basis for your interview guide.

You should also consider ‘What do I need to know in order to answer each of the research questions I’m interested in?’ This means trying to get an appreciation of what the interviewee sees as significant and important in relation to each of your topic areas. Thus, your questioning must cover the areas that you need but from the perspective of your interviewees. This means that, even though qualitative research is predominantly unstructured, it is rarely so unstructured that the researcher cannot at least specify a research focus.

Some basic elements in the preparation of your interview guide will be:

- create a certain amount of order on the topic areas, so that your questions about them flow reasonably well, but be prepared to alter the order of questions during the actual interview;
 - formulate interview questions or topics in a way that will help you to answer your research questions (but try not to make them too specific);
 - try to use a language that is comprehensible and relevant to the people you are interviewing;
 - just as in interviewing in quantitative research, do not ask leading questions;
 - remember to ensure that you ask or record ‘facesheet’ information of a general kind (name, age, gender, etc.) and a specific kind (position in company, number of years employed, number of years involved in a group, etc.), because such information is useful for contextualizing people’s answers.
- There are some practical details to attend to before the interview.
- Make sure you are familiar with the setting in which the interviewee works or lives. This will help you to understand what he or she is saying in the interviewee’s own terms.
 - Get hold of a good-quality recording machine and microphone. Qualitative researchers nearly always record and then transcribe their interviews (see the section on ‘Recording and transcription’ below). A good microphone is highly desirable, because many interviews are let down by poor recording. Also, make sure you are thoroughly familiar with the operation of the equipment you use before beginning your interviews.
 - Make sure as far as possible that the interview takes place in a setting that is quiet (so there is no or little outside noise that might affect the quality of the recording) and private (so the interviewee does not have to worry about being overheard).
 - Prepare yourself for the interview by cultivating as many of the criteria of a quality interviewer suggested by Kvale (1996) as possible (see Tips and skills ‘Criteria of a successful interviewer’). What underpins a lot of the desirable qualities of the qualitative interviewer specified by Kvale is that he or she must be a good *listener*, which entails being active and alert in the interview. An inability to listen may mean failing to pick up on a really important point or asking an irritatingly pointless question later in the interview. The list of qualities is also underpinned by a need for the interviewer to be *flexible* when appropriate (see also the section on ‘Flexibility in the interview’ below). I would also add that it is important to be *non-judgmental* as far as possible. Try not to indicate agreement or

disagreement with the interviewee. He or she may even try to get you to respond to his or her views. Be careful about doing this, as it may distort later answers.

- Interviewing is very demanding, and students who are new to the method sometimes understate the personal issues involved. It is worth conducting some

pilot interviews, not just to test how well the interview flows but in order to gain some experience. As Tips and skills 'Interviewing for the first time' shows, it is better to be prepared for some of the unexpected contingencies that can arise in the course of an interview.



Student experience

On not leading interviewees

As noted in the list of bullet points concerning the preparation of an interview guide, it is important not to lead interviewees. Gareth Matthews describes how he was concerned not to lead the employers and managers in firms in the hospitality industry to focus on migrant workers. He wanted any discussion of migrant workers to come naturally from them. Here is how he went about it.

Also, I wanted to explore the nature of employers' recruitment decisions in terms of their perceptions of skill/ attributes/attitudes that exist in the external labour market in both British workers and migrant workers, though without making it overly obvious that this was a primary line of enquiry. Therefore, while I did not want to mask the research aims from interviewees, I also did not want to alert them to focus on migrants, as I felt that this would prejudice their responses (I found that, in the first few interviews, employers were generally quite suspicious and, accordingly, quite defensive when speaking about these matters).

Therefore, I found it easier to focus on the notion of 'skill shortages' in the hospitality industry, by referring to the published information that points to a crisis in the sector with regards to finding workers with the appropriate attributes. This tended to [elicit] a detailed response on the nature of skills and the perceptions of British workers with regards to these skills. It was then easier to turn the discussion towards a focus on employers' recruitment of migrant workers and their perceptions of the attributes embodied in these workers vis-à-vis British workers. Also, this discussion made it possible to explore employers' perceptions of particular groups of migrant workers, and led to some very interesting (though worrying) findings with regards to employers' use of race and nationality as distinctive categories when making recruitment decisions.



To read more about Gareth's research experiences, go to the Online Resource Centre that accompanies this book at: www.oxfordtextbooks.co.uk/orc/brymansrm4e/



Tips and skills

Interviewing for the first time

The prospect of doing your first interview can be daunting. Also, it is easy to make some fundamental mistakes when you begin interviewing. An American study of postgraduates' experiences of a lengthy interview training course showed that novice interviewers were easily thrown out by a number of events or experiences in the course of the interview (Roulston et al. 2003). Their findings suggest five challenges that are worth bearing in mind when approaching your first interview(s).

1. *Unexpected interviewee behaviour or environmental problems.* These inexperienced interviewers were easily discomforted by responses or behaviour on the part of interviewees or by problems like noise in the vicinity of the interview. When you go into the interview, bear in mind that things may not go according to plan.

Interviewees sometimes say things that are very surprising and some like to startle or even shock interviewers. Equally, there can be many distractions close to where the interview takes place. You clearly cannot plan for or have control over these things, but you can bear in mind that they might happen and try to limit their impact on you and on the course of the interview.

2. *Intrusion of own biases and expectations.* Roulston et al. report that some of the trainees were surprised when they read their transcripts how their own biases and expectations were evident in the ways they asked questions and followed up on replies.
3. *Maintaining focus in asking questions.* Students reported that they sometimes had difficulty probing answers, asking follow-up questions, and clarifying questions in a way that did not lose sight of the research topic and what the questions were getting at.
4. *Dealing with sensitive issues.* Some students asked questions that caused interviewees to become upset, and this response could have an adverse impact on the course of the interview. However, most students felt that they coped reasonably well with such emotionally charged situations.
5. *Transcription.* Many reported finding transcription difficult and time-consuming—more so than they had imagined.

There are, of course, many other possible issues that impinge on first-time interviewers. Many do not go away either, no matter how experienced you are. It is very difficult to know how to deal with some of these contingencies. However, it is worth bearing in mind that they arise and that their impact may be greatest when you begin interviewing.



Tips and skills

Criteria of a successful interviewer

Kvale (1996) has proposed a very useful list of ten criteria of a successful interviewer.

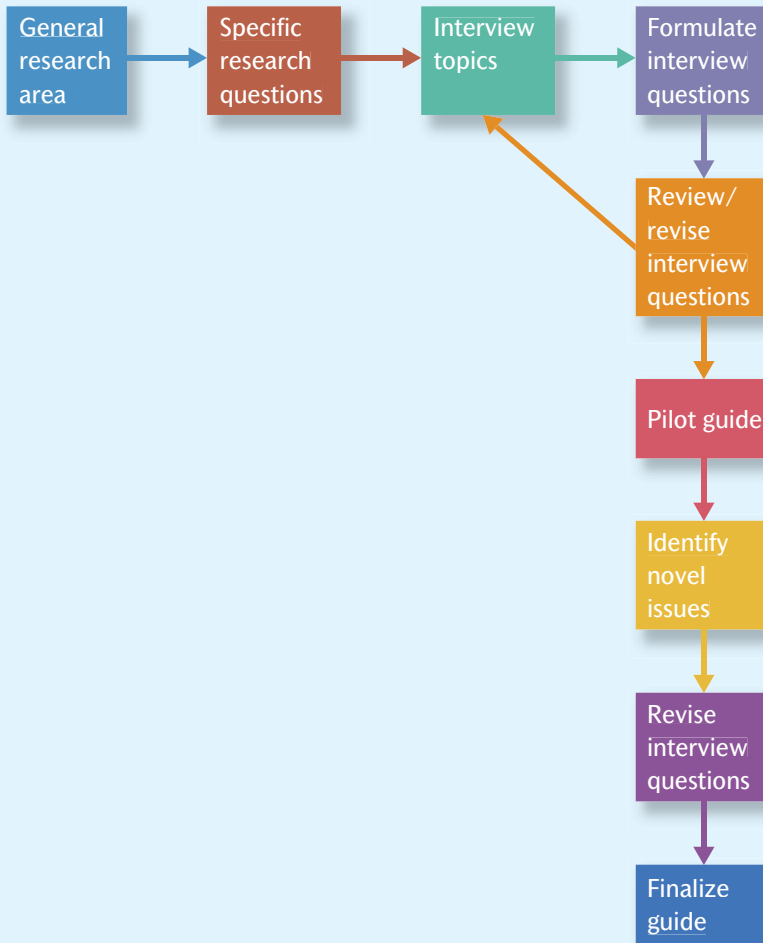
- *Knowledgeable:* is thoroughly familiar with the focus of the interview; pilot interviews of the kind used in survey interviewing can be useful here.
- *Structuring:* gives purpose for interview; rounds it off; asks whether interviewee has questions.
- *Clear:* asks simple, easy, short questions; no jargon.
- *Gentle:* lets people finish; gives them time to think; tolerates pauses.
- *Sensitive:* listens attentively to what is said and how it is said; is empathetic in dealing with the interviewee.
- *Open:* responds to what is important to interviewee and is flexible.
- *Steering:* knows what he or she wants to find out.
- *Critical:* is prepared to challenge what is said—for example, dealing with inconsistencies in interviewees' replies.
- *Remembering:* relates what is said to what has previously been said.
- *Interpreting:* clarifies and extends meanings of interviewees' statements, but without imposing meaning on them.

To Kvale's list I would add the following.

- *Balanced:* does not talk too much, which may make the interviewee passive, and does not talk too little, which may result in the interviewee feeling he or she is not talking along the right lines.
- *Ethically sensitive:* is sensitive to the ethical dimension of interviewing, ensuring the interviewee appreciates what the research is about, its purposes, and that his or her answers will be treated confidentially.

Figure 20.1

Formulating questions for an interview guide



After the interview, make notes about:

- how the interview went (was interviewee talkative, cooperative, nervous, well-dressed/scruffy, etc.);
- where the interview took place;
- any other feelings about the interview (did it open up new avenues of interest?);
- the setting (busy/quiet, many/few other people in the vicinity, new/old buildings, use of computers).

These various guidelines suggest the series of steps in formulating questions for an interview guide in qualitative research presented in Figure 20.1.

Kinds of questions

The kinds of questions asked in qualitative interviews are highly variable. Kvale (1996) has suggested nine different kinds of question. Most interviews will contain virtually all of them, although interviews that rely on lists of topics are likely to follow a somewhat looser format. Kvale's nine types of question are as follows.

1. *Introducing questions*: 'Please tell me about when your interest in X first began?'; 'Have you ever . . .?'; 'Why did you go to . . .?'
2. *Follow-up questions*: getting the interviewee to elaborate his or her answer, such as 'What do you mean by



Tips and skills

Interviewees and distance

Sometimes you may need to contact interviewees who are a long way from you—perhaps even abroad. While interviewing in qualitative research is usually of the face-to-face kind, time and money restrictions may mean that you will need to interview such people in a less personal context. There are two possibilities. One is telephone interviewing. The cost of a telephone interview is much less than the cost involved in travelling long distances and can be particularly cheap if conducted via Skype. Also, the iPhone app called Viber allows two people who have the app installed and who are linked to Wi-Fi at the time to talk free of charge. Telephone interviewing in qualitative research is discussed in a separate section below. Another possibility is the online interview, in which the interview is conducted by email. This method is described in Chapter 28.



Research in focus 20.4

Using a semi-structured interview

It can be difficult in qualitative interviews to get people to expand further on their answers. The following sequence between the interviewer (Int) and interviewee (R), which is from the study of early retirees by Jones et al. (2010) that was referred to on several occasions in Chapter 1, is interesting in this regard:

Int Yes, would you ever consider going back to work?

R Not at the moment, well I suppose it depended what was on offer, the big problem is, I did actually consider, or I considered and was considered for a directorship at Lloyds Insurance Company, so I went down and spoke to them, and I said to Diane [wife] before I went, it's like two days every month, you know you get paid thirty thousand a year, which is very nice, but it's two days every month and you've got to be there, which means if we went away for five weeks, we're sort of knackered and you've got to build all your holidays around it, so anyway went for the interview, I didn't get it but on the other hand I wasn't that enthusiastic about it.

Int No.

R But if I could actually do something I don't know, fundraising or something like that, and got paid for it, I wouldn't mind doing that, on my own terms and when it suits me, but I don't think I'd want to go back full time or consultancy. (Jones et al. 2010: 111)

The striking feature of this exchange is the way in which the interviewer's simple interjection—'No'—draws out a further set of reflections that qualify somewhat the interviewee's previous remark. As such it acts as what Kvale calls a follow-up question. In the following exchange, there is an interesting use of a probing question:

R I'd like to find out what we want to do. I think the hardest thing we've got is both of us don't know what we want.

Int Uh huh. But I mean, you have been retired for ten years, haven't you?

R Ten years, yeah but we still don't know what we want to do. We're drifting, I suppose—nicely, no problems on that, but we haven't got anything . . . we keep on saying, we've got the money, what do we want to spend it on? We don't know. It's always been that we don't know what we want to do; we don't know whether we want to buy a house. We do look at them and say we don't want another house. We don't really want another car—can't be bothered about that. I should give my car away! And things like that, so . . . no, we don't know what we want to do. (Jones et al. 2010: 113)

The interviewer is clearly paying close attention to what is being said because he or she picks up on the respondent's claimed lack of post-retirement direction and as a result seeks clarification of the interviewee's reply. There is a risk that the interviewer could be viewed as being judgmental ('how on earth can you not have

decided what you want to be doing with your retirement after ten years?') but the comment is handled skilfully and, as it happens, productively in that the interviewee expands significantly on the earlier answer. The following exchange is taken from an interview with an inhabitant of Chorlton in Greater Manchester for the study of globalization and a sense of place by Savage et al. (2005) that was referred to in Chapter 18:

In what ways do you think the area is changing?

I think it is becoming more trendy. Round the corner we have two wine bars that have opened in the last few years, two expensive clothes shops, very good for young people and just various things. Lots of restaurants.

Do you think it is good or bad?

Yes, I like it, it reminds me of London and places I've lived in. In a way I would quite like to be living in London, I can't afford that, but that type of feel about it, I would like it to be a bit more cosmopolitan.

If you move, where would you like to move to?

Well my ideal sort of place would be somewhere by the sea that is fairly town-like, somewhere like Brighton, sort of London with the sea, or somewhere where the architecture is really nice, Cambridge or Oxford.
(Savage et al. 2005: 96)

It provides a useful example of the use of what Kvale calls 'specifying questions', particularly in the second and third questions, which encourage the interviewee to amplify his or her original response with some more specific detail.

that?'; even 'Yeeees?' See Research in focus 20.4 for an example when the interviewer's simple interjection—No—invites further information. Kvale suggests that repeating significant words in an answer can stimulate further explanation.

3. *Probing questions*: following up what has been said through direct questioning, such as 'Could you say some more about that?'; 'You said earlier that you prefer not to X. Could you say what kinds of things have put you off X?'; 'In what ways do you find X disturbing?' In Research in focus 20.4 in the second interview sequence from the research by Jones et al. (2010) the interviewer asks 'Uh huh. But I mean, you have been retired for ten years, haven't you?' In effect, the interviewer is trying to get the interviewee to explain how he could have been retired for ten years and yet still not know what his plans were.
4. *Specifying questions*: 'What did you do then?'; 'How did X react to what you said?'; 'What effect did X have on you?' See Research in focus 20.4 for an example from the Savage et al. (2005) study—'if you move, where would you like to move to?'
5. *Direct questions*: 'Do you find it easy to keep smiling when serving customers?'; 'Are you happy with the way you and your husband decide how money should be spent?' Such questions are perhaps best left until towards the end of the interview, in order not to influence the direction of the interview too much. The question 'would you ever consider going back to work?' in Research in focus 20.4 is an example.
6. *Indirect questions*: 'What do most people round here think of the ways that management treats its staff?', perhaps followed up by 'Is that the way you feel too?', in order to get at the individual's own view.
7. *Structuring questions*: 'I would now like to move on to a different topic.'
8. *Silence*: allow pauses to signal that you want to give the interviewee the opportunity to reflect and amplify an answer.
9. *Interpreting questions*: 'Do you mean that your leadership role has had to change from one of encouraging others to a more directive one?'; 'Is it fair to say that what you are suggesting is that you don't mind being friendly towards customers most of the time, but when they are unpleasant or demanding you find it more difficult?' For the research referred to in Research in focus 20.8, the interviewer 'sought to verify her interpretations during the course of each interview by offering tentative summaries and inviting participants to challenge or confirm her understanding' (Bosley et al. 2009: 1499).

As this list suggests, one of the main ingredients of the interview is listening—being very attentive to what the interviewee is saying or even not saying. It means that the interviewer is active without being too intrusive—a difficult balance. But it also means that, just because the interview is being recorded (the generally recommended practice whenever it is feasible), the interviewer cannot take things easy. In fact, an interviewer must be very

attuned and responsive to what the interviewee is saying and doing. This is also important because something like body language may indicate that the interviewee is becoming uneasy or anxious about a line of questioning. An ethically sensitive interviewer will not want to place undue pressure on the person he or she is talking to and will need to be prepared to cut short that line of questioning if it is clearly a source of concern.

It is also likely that the kinds of questions asked will vary in terms of the different stages of a qualitative interview. Charmaz (2002) distinguishes three types of questions in this connection. She was in fact writing in the context of interviewing for a project guided by grounded theory (see Chapter 24), but her suggestions have a more general applicability. She distinguishes:

- *Initial open-ended questions*: Examples are: ‘What events led to . . .?’; ‘What was your life like prior to . . .?’; ‘Is this organization typical of others you have worked in?’
- *Intermediate questions*: ‘How did you feel about . . . when you first learned about it?’; ‘What immediate impacts did . . . have on your life?’; ‘What do you like most/least about working in this organization?’
- *Ending questions*: ‘How have your views about . . . changed?’; ‘What advice would you give now to someone who finds that he or she must get experience . . .?’; ‘If you had your time again, would you choose to work for this organization?’

Most questions are likely to be of the intermediate kind in any interview guide, and in practice there is likely to be overlap between the three kinds. None the less, this is a useful distinction to bear in mind.

Remember as well that in interviews you are going to ask about different kinds of things, such as:

- values—of interviewee, of group, of organization;
- beliefs—of interviewee, of others, of group;
- behaviour—of interviewee, of others;
- formal and informal roles—of interviewee, of others;
- relationships—of interviewee, of others;
- places and locales;
- emotions—particularly of the interviewee, but also possibly of others;
- encounters;
- stories.

Try to vary the questioning in terms of types of question (as suggested by Kvale’s nine types, which were outlined above) *and* the types of phenomena you ask about. One

final bit of advice when formulating questions for qualitative interviewing is that it is worth bearing in mind some of the principles for asking questions in surveys, as outlined in Chapter 11. Some of the principles outlined there apply equally well to qualitative interviewing, in particular, avoiding questions that: are too complex; are double-barrelled; are leading; and use difficult or unfamiliar terms.

Vignette questions in qualitative interviews

It is also worth bearing in mind that, although there may be times when you want to ask fairly general questions, these are frequently best avoided. Mason (2002) counsels against the use of such questions, arguing that, when they are used, interviewees usually ask the interviewer to clarify what is meant by or to contextualize the question. Vignette questions may be used in qualitative interviewing as well as in structured interviewing (see Chapter 9) and represent one way of asking specific questions. In qualitative research, vignette questions can be employed to help to ground interviewees’ views and accounts of behaviour in particular situations (Barter and Renold 1999). By presenting interviews with concrete and realistic scenarios, the researcher can elicit a sense of how certain contexts mould behaviour. R. Hughes (1998) employed the technique in a study of perceptions among drug injectors of HIV risk. This is a field of research in which context has been shown to be important, because injectors’ willingness to engage in risky behaviour is influenced by situational factors. A scenario was produced that presented risk behaviour scenarios that two hypothetical drug injectors have to address. The vignette helped to reveal the kinds of behaviour interviewees felt that injectors *should* engage in (such as protected sex) and how they felt the hypothetical injectors *would* behave (such as unprotected sex in particular situations). Hughes argues that such an approach is particularly valuable with sensitive topics of this kind and for eliciting a range of responses to different contexts. Jenkins et al. (2010) also employed the vignette technique with drug-users but with a much larger sample of seventy-eight, of whom fifty-nine were re-interviewed twelve weeks later. This longitudinal element allowed changes in orientation to drugs over time to be charted. In fact, just over one-third of those interviewed a second time showed a marked change of perspective.

Photographs in qualitative interviews

A further way in which questioning in qualitative interviews may be grounded is through the use of photographs. The use of photographs in interviews was explored in the

context of visual ethnography in Chapter 19 but is briefly covered here to present some further thoughts in the specific context of interviewing. The use of photographs in this way is often referred to as *photo-elicitation*, which has been defined as ‘the simple idea of inserting a photograph into a research interview’ (Harper 2002: 13). Photographs that are part of the interviewee’s collection (see Research in focus 20.5 for an example) or ones that he or she has taken for the purpose of the research may be used as a stimulus for questioning. Yet another use can be discerned in the ‘Masculinities, identities and risk: transition in the lives of men as fathers’ study that is part of the Timescapes programme of research (see Research in focus 3.12). In addition to using some of the fathers’ own photographs, Henwood, Shirani and Finn (2011) presented fathers who joined the research in 2008 with historical photographs depicting fatherhood and masculinity. Five images were used, going from Victorian times through the 1950s to the present day. Interviewees were asked to discuss their reactions to the photographs and to consider what was being represented and how it relates to them. One of the fathers talks about how he can relate much more to one of the more recent images:

Marcus That’s more where I see myself being.
I So you think we’ve moved, changed, the representation’s got more what?
Marcus I think maybe it’s got more tactile and more emotional and less functional. (Henwood et al. 2011: 337)

In this way, the researchers are able to use these historical photographs as an anchor to address perceptions of fatherhood and masculine identity.

Harper argues that using photographs (or indeed other visual media) in interviews may serve several useful roles:

- Images may help to ground the researcher’s interview questions. The kinds of things in which social researchers are interested are often quite difficult for others to relate to. Using a photograph may help to provide both parties to the interview with a meaningful context for their discussion.
- Stimulating interviewees to engage visually with familiar settings and objects may help them to think about things that they take for granted in different ways.
- The use of photographs may stimulate the interviewee to remember people or events or situations that might otherwise have been forgotten.

However, Harper also reminds us that using photographs in qualitative interviews does not necessarily result in superior interviews. He cites the case of a study he conducted of farmers in the USA. The research sought to understand farmers’ perspectives on a host of issues such as how they defined the land and the animals they nurtured and their views of such things as changes in farming technology. However, Harper writes that the photographs he took ‘did not evoke deep reflections on the issues I was interested in’ and ‘did not *break the frame* of farmers’ normal views’ (Harper 2002: 20; emphasis in



Research in focus 20.5

A photo-elicitation study of inter-racial families

Twine (2006) discusses her use in several different countries of photo-elicitation interviews designed to explore racial consciousness in inter-racial families. In one study, she used family photographs to explore with ‘white mothers of African-descent children’ issues of cultural identity and the practices through which identity is generated, and how racial identities shift over time. The photographs were explored in terms of what was important about them to the interviewee. What the photographs in tandem with the interviews allowed her to reveal is that the images of apparent familial and racial harmony occluded an underlying opposition to the inter-racial partnership that was created. This opposition was found on both sides of the family. However, the use of both the photographs and the interview generated a balanced account in which the discord was tempered by considerable harmony. Referring to the particular photo-elicitation interview that is the focus of her article, Twine (2006: 507) writes: ‘photo-interview combined with my analysis of the photographs brought into sharp relief the emphasis that I had placed on conflicts, tensions and racial troubles while not considering the degree of social cohesion that existed.’ Twine argues that the photographs provided an opportunity and pretext for the interviewees to reflect on the struggles of the past in relation to the present and to reframe their understanding of the significance of the photographs. What emerges is a balanced account of harmony and disharmony and of change in relationships in connection with the life course.

original). He suggests that the photographs may have been too familiar in appearance to farmers, in that they possibly resembled images that regularly appear in farming magazines. Harper found that, when he subsequently took aerial photographs and used historical ones, farmers were more reflective in their interviews. This experience from one of the leading exponents of the use of visual research methods reminds us that there is no way of guaranteeing interesting data in qualitative investigations and suggests that a preparedness to experiment when things do not go quite according to plan can pay dividends.

Using an interview guide: an example

Research in focus 20.6 is taken from an interview from a study of visitors to Disney theme parks (Bryman 1999). The study was briefly mentioned in Chapter 8 as an example of a snowball sampling procedure. The interviews were concerned to elicit visitors' interpretations of the

parks that had been visited. The interview is with a man who was in his sixties and his wife who was two years younger. They had visited Walt Disney World in Orlando, Florida, and were very enthusiastic about their visit.

The sequence begins with the interviewer asking what would be considered a 'direct question' in terms of the list of nine question types suggested by Kvale (1996) and outlined above. The replies are very bland and do little more than reflect the interviewees' positive feelings about their visit to Disney World. The wife acknowledges this when she says 'but I need to say more than that, don't I?' Interviewees frequently know that they are expected to be expansive in their answers. This sequence occurred around halfway through the interview, so the interviewees were primed by then into realizing that more details were expected. There is almost a tinge of embarrassment that the answer has been so brief and not very illuminating. The husband's answer is more expansive but not particularly enlightening.



Research in focus 20.6

Part of the transcript of a semi-structured interview

Interviewer OK. What were your views or feelings about the presentation of different cultures, as shown in, for example, Jungle Cruise or It's a Small World at the Magic Kingdom or in World Showcase at Epcot?

Wife Well, I thought the different countries at Epcot were wonderful, but I need to say more than that, don't I?

Husband They were very good and some were better than others, but that was down to the host countries themselves really, as I suppose each of the countries represented would have been responsible for their own part, so that's nothing to do with Disney, I wouldn't have thought. I mean some of the landmarks were hard to recognize for what they were supposed to be, but some were very well done. Britain was OK, but there was only a pub and a Welsh shop there really, whereas some of the other pavilions, as I think they were called, were good ambassadors for the countries they represented. China, for example, had an excellent 360 degree film showing parts of China and I found that very interesting.

Interviewer Did you think there was anything lacking about the content?

Husband Well I did notice that there weren't many black people at World Showcase, particularly the American Adventure. Now whether we were there on an unusual day in that respect I don't know, but we saw plenty of black Americans in the Magic Kingdom and other places, but very few if any in that World Showcase. And there was certainly little mention of black history in the American Adventure presentation, so maybe they felt alienated by that, I don't know, but they were noticeable by their absence.

Interviewer So did you think there were any special emphases?

Husband Well thinking about it now, because I hadn't really given this any consideration before you started asking about it, but thinking about it now, it was only really representative of the developed world, you know, Britain, America, Japan, world leaders many of them in technology, and there was nothing of the Third World there. Maybe that's their own fault, maybe they were asked to participate and didn't, but now that I think about it, that does come to me. What do you think, love?

Wife Well, like you, I hadn't thought of it like that before, but I agree with you.

There then follows the first of two important prompts by the interviewer. The husband's response is more interesting in that he now begins to answer in terms of the possibility that black people were under-represented in attractions like the American Adventure, which tells the story of America through tableaux and films via a debate between two audio-animatronic figures—Mark Twain and Benjamin Franklin. The second prompt yields further useful reflection, this time carrying the implication that Third World countries are under-represented in World Showcase in the Epcot Centre. The couple are clearly aware that it is the prompting that has made them provide these reflections when they say: 'Well thinking about it now, because I hadn't really given this any consideration before you started asking about it' and 'Well, like you, I hadn't thought of it like that before'. This is the whole point of prompting—to get the interviewee to think more about the topic and to provide the opportunity for a more detailed response. It is not a leading question, since the interviewees were not being asked 'Do you think that the Disney company fails to recognize the significance of black history (or ignores

the Third World) in its presentation of different cultures?' There is no doubt that it is the prompts that elicit the more interesting replies, but that is precisely their role.

Recording and transcription

The point has already been made on several occasions that, in qualitative research, the interview is usually audio-recorded and transcribed whenever possible (see Tips and skills 'Why you should record and transcribe interviews'). Qualitative researchers are frequently interested not just in *what* people say but also in the *way* that they say it. If this aspect is to be fully woven into an analysis, it is necessary for a complete account of the series of exchanges in an interview to be available. Also, because the interviewer is supposed to be highly alert to what is being said—following up interesting points made, prompting and probing where necessary, drawing attention to any inconsistencies in the interviewee's answers—it is best if he or she is not distracted by having to concentrate on getting down notes on what is said.



Tips and skills

Why you should record and transcribe interviews

With approaches that entail detailed attention to language, such as conversation analysis and discourse analysis (see Chapter 22), the recording of conversations and interviews is to all intents and purposes mandatory. However, researchers who use qualitative interviews and focus groups (see Chapter 21) also tend to record and then transcribe interviews. Heritage (1984: 238) suggests that the procedure of recording and transcribing interviews has the following advantages.

- It helps to correct the natural limitations of our memories and of the intuitive glosses that we might place on what people say in interviews.
- It allows more thorough examination of what people say.
- It permits repeated examinations of the interviewees' answers.
- It opens up the data to public scrutiny by other researchers, who can evaluate the analysis that is carried out by the original researchers of the data (that is, a **secondary analysis**).
- It therefore helps to counter accusations that an analysis might have been influenced by a researcher's values or biases.
- It allows the data to be reused in other ways from those intended by the original researcher—for example, in the light of new theoretical ideas or analytic strategies.

However, it has to be recognized that the procedure is very time-consuming. It also requires good equipment, usually in the form of a good-quality recording device and microphone but also, if possible, a transcription machine. Transcription also very quickly results in a daunting pile of paper. Also, recording equipment may be offputting for interviewees.



Tips and skills

Audio-recording interviews digitally

For years, the cassette tape recorder was the accepted medium for recording interviews and focus group sessions. In recent years, more and more researchers are using digital audio-recording devices, which can be played back on a computer with the appropriate software or on an MP3 player like an iPod. The chief advantage of a digital recording is that the recording is far superior, not least because the familiar 'hiss' that can usually be heard when playing back cassette tapes is eliminated. It is also possible to enhance the recordings so that background noise is filtered out. As a result of the superior sound quality, it is easier to transcribe interviews and also mistakes due to mishearing are less likely. Digital recordings can easily be backed up and can be played back again and again to listen to a portion that may be unclear without increasing any risk to the recording (doing this with tapes increases the chance of them snapping or of affecting the quality of the recording).

One further advantage, although one that may lie more in the future than in the present, is that it may be possible to use voice-recognition (voice-to-text) software to transcribe the interviews. This represents a massive saving on time. The problem is that, although such software is improving all the time, interviews are not an ideal medium for such software. This is because the software needs to be 'trained' to recognize a voice. However, an interview comprises at least two voices and a project will comprise several, and very often many, interviewees, which will make the process of 'training' very difficult. One solution is to back up the digital recording onto tape. This may seem a pointless thing to do, but it will result in a much crisper recording than if the interview had been recorded directly onto tape, and it is then possible to use a conventional transcribing machine. Transcribing machines replay a tape recording and have a pedal that transcribers can employ to start and stop recordings, so that they do not need to keep having to take their hands off the keyboard when transcribing. Also, if the person who is transcribing finds a certain word or portion of speech inaudible, they can use the digital recording to see if it has been picked up better on that recording. If a transcription machine is not going to be used, this issue does not arise, and the digital recorder represents the superior recording medium anyway. It should also be borne in mind that, regardless of the machine that is used, attending to such issues as using a high-quality microphone and seeking out a venue with as little extraneous noise as possible is still important to recording quality.

Some researchers have adapted to the use of speech-recognition software and the difficulty of getting interviewees voice-trained for the software by using their own voice to speak back all the recording into the microphone, so that their speech alone is processed by the software. They use a headset to listen to the recording and simultaneously speak what is said into the microphone, though it is necessary to keep on stopping and starting the recording that is being listened to.

Digital recordings are not without disadvantages. One is obviously the cost of the recording device. Second, digital audio files, like .wav ones, are huge, so that they require a lot of disk space for storage. Third, there are competing formats for both digital files and voice-to-text software, which can cause compatibility problems.

As with just about everything in conducting social research, there is a cost (other than the financial cost of recording equipment and tapes or disks), in that the use of a recorder may disconcert respondents, who become self-conscious or alarmed at the prospect of their words being preserved. Most people accede to the request for the interview to be recorded, though it is not uncommon for a small number to refuse (see Research in focus 20.7). When faced with refusal, you should still go ahead with the interview, as it is highly likely that useful information will still be forthcoming. This advice also applies to cases of a malfunction in recording equipment (again see Research in focus 20.7). Among those who do agree to

be recorded, there will be some who will not get over their alarm at being confronted with a microphone. As a result, some interviews may not be as interesting as you might have hoped. In qualitative research, there is often quite a large amount of variation in the amount of time that interviews take. For example, in Chattoe and Gilbert's (1999) study of budgeting in what they call 'retired households', the twenty-six interviews they carried out lasted between thirty minutes and three hours; in the research in Research in focus 20.7, the twenty interviews varied between forty-five minutes and three hours. It should not be assumed that shorter interviews are necessarily inferior to longer ones, but very short ones that are

a product of interviewee non-cooperation or anxiety about being recorded are likely to be less useful—though it is not being suggested that this applies to these researchers' shorter interviews. In the extreme, when an interview has produced very little of significance, it may not be

worth the time and cost of transcription. Thankfully, such occasions are relatively unusual. If people do agree to be interviewed, they usually do so in a cooperative way and loosen up after initial anxiety about the microphone. As a result, even short interviews are often quite revealing.



Research in focus 20.7

Getting it taped and transcribed: an illustration of two problems

Rafaeli et al. (1997) conducted semi-structured interviews with twenty female administrators in a university business school in order to study the significance of dress at the workplace. They write:

Everyone we contacted agreed to participate. Interviews took place in participants' offices or in a school lounge and lasted between 45 minutes and three hours. We recorded and transcribed all but two interviews: 1 participant refused to be taped, and the tape recorder malfunctioned during another interview. For interviews not taped, we recorded detailed notes. We assured all participants that their responses would remain confidential and anonymous and hired an outside contractor to transcribe the interviews. (Rafaeli et al. 1997: 14)

Even though, overall, this interview study was highly successful, generating eighteen interviews that were recorded and transcribed, it does show two kinds of problems qualitative interviewers can face—namely, refusals to be recorded and hardware malfunctions. It also suggests that it may be useful not to rely exclusively on hardware and to take notes in the course of an interview so that you will at least have notes if the hardware malfunctions.



Tips and skills

Transcribing interviews

If you are doing research for a project or dissertation, you may not have the resources to pay for professional transcription, and, unless you are an accurate touch typist, it may take you a lot longer than the suggested five–six hours per hour of speech. If you have access to a transcription machine with a foot-operated stop–start mechanism, this will make the task of transcription somewhat easier. However, the important thing to bear in mind is that you must allow sufficient time for transcription and be realistic about how many interviews you are going to be able to transcribe in the time available.

The problem with transcribing interviews is that it is very time-consuming. It is best to allow around five–six hours for **transcription** for every hour of speech. Also, transcription yields vast amounts of paper, which you will need to wade through when analysing the data. Beardsworth and Keil (1992: 262) report that their seventy-three interviews on vegetarianism (see Research in focus 20.3) generated 'several hundred thousand words of transcript material'. It is clear, therefore, that, while transcription has the advantage of keeping intact the interviewee's (and interviewer's) words, it does so by piling up the amount of text to be analysed. It is no wonder that writers like Lofland and Lofland (1995)

advise that the analysis of qualitative data is not left until all the interviews have been completed and transcribed. To procrastinate may give the researcher the impression that he or she faces a monumental task. Also, there are good grounds for making analysis an ongoing activity, because it allows the researcher to be more aware of emerging themes that he or she may want to ask about in a more direct way in later interviews (see Research in focus 20.3 for an example). The preference for ongoing analysis is also very much recommended by proponents of approaches to qualitative data analysis like grounded theory (see Chapter 24).



Student experience

Handling large amounts of qualitative data

Rebecca Barnes found that she collected a large amount of data as a result of transcribing her recordings of semi-structured interviews but help was at hand! She writes:

The sheer amount of data which I had collected (40 transcripts, averaging 30 pages each) was at first quite overwhelming, but using NVivo made it much more manageable.



To read more about Rebecca's research experiences, go to the Online Resource Centre that accompanies this book at: www.oxfordtextbooks.co.uk/orc/brymansrm4e/



Tips and skills

Conventions when using direct quotations from an interview

When transcribing an interview, it is important that the written text reproduces exactly what the interviewee said, word for word. For this reason, if there are parts of the interview that you cannot hear properly on the tape recording, don't be tempted to guess or make them up, instead indicate in your transcript that there is a missing word or phrase—for example, by using the convention {???} . This helps to give the reader confidence in your data-collection process. However, people rarely speak in fully formed sentences, they often repeat themselves and they may have verbal 'tics' in the form of a common word or phrase that is often repeated either through habit or just because they like it! So when it comes to writing up your research, when you will probably wish to quote directly from the interview transcripts, you may want to edit out some of these digressions for the sake of length and ease of understanding. However, you must make sure that you do not paraphrase the words of the speaker and then claim these as the actual words that were spoken, because this is misleading, and there is always the possibility that someone reading your work might suspect that people did not really speak in such a fluent way. The use of certain conventions when quoting from an interview transcript helps to overcome these problems.

- Use quotation marks to indicate that this is a direct quotation or indicate this by consistently setting them out so they stand out from the main body of text—for example, by indenting them or by using a different font, in a similar way to how you would quote at length from a book. This makes it immediately apparent to the reader that this is a direct quotation and it enables you to differentiate between your presentation of the data and your analysis of it.
- If it is appropriate in relation to ethical considerations (see Chapter 6), indicate who is speaking in the quotation, either introducing the speaker before the quotation by saying something like 'As John put it', or 'Anne explained her reasons for this', or attribute the quotation to the interviewee immediately afterwards—for example, by writing his or her pseudonym or [Interviewee 1] in square brackets.
- If you wish to quote the first sentence from a section of speech and then a sentence or two further on from the transcript, use the convention of three consecutive dots to indicate the break point.
- If an interviewee omits a word from a sentence that is a grammatical omission or if the interviewee refers to a subject in a way that does not make its meaning clear and you need to provide the readers with more contextual information so that they can understand the quotation, use the convention of square brackets in which you insert the words you have added.
- Finally, one of the most difficult things about presenting interview data as part of your analysis is that it can take some effort and perseverance to create a smooth flow to the text because of the switches between your 'voice', as the researcher, and the 'voices' of the interviewees, which can make the text seem quite fragmented. For this reason it is important to introduce direct quotations before you present them and then take a sentence or two of your analysis to explain in your own words how you have interpreted them. In this way you construct a narrative that guides the reader through your data and shows why you have chosen the particular quotations you have as illustrative of particular themes or concepts.

It is easy to take the view that transcription is a relatively unproblematic translation of the spoken into the written word. However, given the reliance on transcripts in qualitative research based on interviews, the issue should not be taken lightly. Transcribers need to be trained in much the same way that interviewers do. Moreover, even among experienced transcribers, errors can creep in. Poland (1995) has provided some fascinating examples of mistakes in transcription that can be the result of many different factors (mishearing, fatigue, carelessness). For example, one transcript contained the following passage:

I think unless we want to become like other countries, where people have, you know, democratic freedoms . . .

But the actual words on the audiotape were:

I think unless we want to become like other countries, where people have no democratic freedoms . . . (Poland 1995: 294)

Steps clearly need to be taken to check on the quality of transcription.

It is also worth bearing in mind that it may not always be feasible to record interviews. Grazian (2003) conducted his ethnographic research into the manufacture of authentic blues music in Chicago blues clubs. He started out using a cassette recorder to record interviews with musicians and members of the audience but gave up. He writes that there were several reasons for giving up on the use of tape recorders, of which one was the following: 'I was observing settings where the combination of loud music and chattering customers made the level of background noise extremely high, and thus a recording device would have proved useless' (Grazian 2003: 246).



Tips and skills

Transcribing sections of an interview

Some interviews or at least large portions of them are sometimes not very useful, perhaps because interviewees are reticent or not as relevant to your research topic as you had hoped. There seems little point in transcribing material that you know is unlikely to be fruitful. This is a common experience among qualitative interviewers. Gerson and Horowitz (2002: 211) observe that some qualitative interviews are 'uninspiring and uninteresting', so, if you do find some interviews or portions of them that are not terribly illuminating, you may not be alone in this respect. It may be that, for some of your interviews, it would be better to listen to them closely first, at least once or more usually twice and then transcribe only those portions that you think are useful or relevant. However, this may mean that you miss certain things or that you have to go back to the recordings at a later stage in your analysis to try and find something that emerges as significant only later on.



Student experience

The advantage of transcribing your own interviews

Rebecca Barnes chose to transcribe the recordings of her semi-structured interviews herself. She writes:

I tape-recorded all interviews, and I then transcribed all the tapes myself. I chose to transcribe the interviews myself because, whilst it was an arduous and very time-consuming task, it offered great benefits in terms of bringing me closer to the data, and encouraging me to start to identify key themes, and to become aware of similarities and differences between different participants' accounts.



To read more about Rebecca's research experiences, go to the Online Resource Centre that accompanies this book at: www.oxfordtextbooks.co.uk/orc/brymansrm4e/

Flexibility in the interview

One further point to bear in mind is that you need to be generally flexible in your approach to interviewing in qualitative research. This advice is not just to do with needing to be responsive to what interviewees say to you and following up interesting points that they make. Such flexibility is important and is an important reminder that, with semi-structured interviewing, you should not turn the interview into a kind of structured interview but with open questions. Flexibility is important in such areas as varying the order of questions, following up leads, and clearing up inconsistencies in answers. Flexibility is important in other respects, such as coping with audio-recording equipment breakdown and refusals by interviewees to allow a recording to take place (see Research in focus 20.7). A further element is that interviewers often find that, as soon as they switch off their recording equipment, the interviewee continues to ruminate on the

topic of interest and frequently will say more interesting things than in the interview. It is usually not feasible to switch the machine back on again, so try to take some notes either while the person is talking or as soon as possible after the interview. Such ‘unsolicited accounts’ can often be the source of revealing information or views (Hammersley and Atkinson 1995). This is certainly what Parker found in connection with his research on three British organizations—a National Health Service District Health Authority, a building society, and a manufacturing company—which was based primarily on semi-structured interviews: ‘Indeed, some of the most valuable parts of the interview took place after the tape had been switched off, the closing intimacies of the conversation being prefixed with a silent or explicit “well, if you want to know what I really think . . .”. Needless to say, a visit to the toilet to write up as much as I could remember followed almost immediately’ (Parker 2000: 236).



Tips and skills

Keep the recorder going

Since interviewees sometimes ‘open up’ at the end of the interview, perhaps just when the recording device has been switched off, there are good grounds for suggesting that you should keep it switched on for as long as possible. So, when you are winding the interview down, don’t switch off the tape recorder immediately.



Student experience

After the interview comments

Tips and skills ‘Keep the recorder going’ suggests that valuable material may be lost if you stop recording as soon as the formal interview is over. This has also been suggested by Warren et al. (2003) and was also mentioned by Hannah Creane.

One of the main issues which arose for me was that often after I had completed my interview and stopped recording, other things were said that were relevant to the interview and were often very interesting, and so unfortunately not all these points were always in my findings.

Hannah mentioned this point when dealing with the issue of whether she had encountered any ethical difficulties in her research. This is interesting, because it raises the question of the ethical status of post-interview remarks. From the interviewee’s point of view, they could be regarded as ‘off the record’. One way of dealing with the ethics of post-interview remarks would be to ask the interviewee whether it is all right to use them for the research once proceedings have finally come to an end.



To read more about Hannah’s research experiences, go to the Online Resource Centre that accompanies this book at: www.oxfordtextbooks.co.uk/orc/brymansrm4e/.

Telephone interviewing

Telephone interviewing is quite common in survey research, as was noted in Chapter 9. However, it has not been used a great deal in qualitative research. It is likely to have certain benefits when compared to face-to-face qualitative interviewing. One of these inevitably is cost, since it will be much cheaper to conduct qualitative interviews by telephone, just as it is with survey interviewing. It is likely to be especially useful for dispersed groups and when interviewer safety is a consideration. Further, it may be that asking sensitive questions by telephone will be more effective, since interviewees may be less distressed about answering when the interviewer is not physically present.

There is some evidence that there are few differences in the kinds of response that one gets when asking questions by telephone rather than in person. Sturges and Hanrahan (2004) were conducting a study of visitors' and correctional officers' views concerning visiting jail inmates in California. Because of some difficulties associated with conducting the study, some respondents had to be interviewed by phone. This allowed a comparison of responses between the telephone and face-to-face interviews. Fifteen visitors were interviewed face-to-face and nineteen by telephone. Nine prison officers were interviewed—six face-to-face and three by telephone. Sturges and Hanrahan (2004: 113) concluded there were no noticeable differences between the responses given in that there were 'similarities in the quantity, nature and depth of responses'. Similarly, Irvine et al. (2010) conducted a small number of semi-structured interviews on the topic of mental health and employment. Some interviews were face-to-face and some were by telephone. Unlike Sturges and Hanrahan, the researchers found that, with the former mode of interviewing, interviewees tended to talk for longer. Interestingly, Irvine et al. also found differences between the two modes in the behaviour of the interviewer. For example, the interviewer was more likely in face-to-face interviews to give vocalized responses to show that she understood what was being said (such as 'yeah' and 'mm hm'). She was also more likely not to finish fully her questions or the questions were less likely to be grammatically correct in the face-to-face mode.

Certain issues about the use of telephone interviewing in qualitative research need to be borne in mind. Most obviously, it will not be appropriate to some groups of interviewees, such as those with no or limited access to telephones. Second, it is unlikely to work well with interviews that are likely to run on for a long time. It is much

easier for the interviewee to terminate a telephone interview than one conducted in person. This is especially significant for qualitative interviews, which are often time-consuming for interviewees. Third, it is not possible to observe body language to see how interviewees respond in a physical sense to questions. Body language may be important because of the interviewer's ability to discern such things as discomfort, puzzlement, or confusion. It should also be borne in mind that there can be technical difficulties with recording interviews. Special equipment is needed, and there is always the possibility that the line will be poor.

My colleagues and I used qualitative telephone interviews for a study of social policy researchers (Sempik et al. 2007; Bryman et al. 2008). The interviews were designed to allow us to probe more deeply into researchers' views about research quality in the field of social policy following the use of an online questionnaire. We found that interviewees were quite expansive in their replies, and there were no significant recording problems. No comparison with in-person interviews of the kind conducted by Sturges and Hanrahan was carried out, but the comprehensive replies suggested that the method can generate detailed and considered replies of the kind typically sought by qualitative researchers. When the saving of time and travel costs is taken into account, given that the interviewees were widely dispersed in the UK, the method can certainly be regarded as highly efficient when viewed in relation to the large volume of data collected. A useful toolkit and examination of interviewing by telephone in qualitative research based in part on a comparison of her use of the two modes has been written by Irving and can be found at:

www.socialsciences.manchester.ac.uk/realities/resources/toolkits/phone-interviews/14-toolkit-phone-interviews.pdf (accessed 8 November 2010).

Life history and oral history interviewing

Two special forms of the kind of interview associated with qualitative research are the *life history* and *oral history* interviews. The former is generally associated with the **life history method**, where it is often combined with various kinds of personal documents such as diaries, photographs, and letters. This method is often referred to alternatively as the **biographical method**. A life history interview invites the subject to look back in detail across his or her entire life course. It has been depicted as documenting 'the inner experience of individuals, how they interpret, understand, and define the world around

them' (Faraday and Plummer 1979: 776). However, the life history method is very much associated with the life history interview, which is a kind of unstructured interview covering the totality of an individual's life. Thomas and Znaniecki, who are among the pioneers of the approach as a result of their early use of it in relation to Polish immigrants to the USA, regarded it as 'the *perfect* type of sociological material' (quoted in Plummer 1983: 64). Their use, in particular, of a solicited autobiography that was written for them by one Polish peasant is regarded as an exemplification of the method.

However, in spite of Thomas and Znaniecki's endorsement, while there was a trickle of studies using the approach over the years (a table in Plummer 1983 points to twenty-six life histories dating from Thomas and Znaniecki's research in the 1910s and the publication of Plummer's book), until the 1990s it was not a popular approach. It has tended to suffer because of an erroneous treatment of the life in question as a sample of one and hence of limited generalizability. However, it has certain clear strengths from the perspective of the qualitative researcher: its unambiguous emphasis on the point of view of the life in question and a clear commitment to the processual aspects of social life, showing how events unfold and interrelate in people's lives. The terms *life history* and *life story* are sometimes employed interchangeably, but R. L. Miller (2000: 19) suggests that the latter is an account someone gives about his or her life and that a life history dovetails a life story with other sources, such as diaries and letters (of the kind discussed in Chapter 23).

An example of the life history interview approach is provided by O. Lewis (1961: p. xxi) in the context of his research on the Sánchez family and their experiences of a Mexican slum:

In the course of our interviews I asked hundreds of questions of [the five members of the Sánchez family] . . . While I used a directive approach to the interviews, I encouraged free association, and I was a good listener. I attempted to cover systematically a wide range of subjects: their earliest memories, their dreams, their hopes, fears, joys, and sufferings; their jobs; their relationship with friends, relatives, employers; their sex life; their concepts of justice, religion, and politics; their knowledge of geography and history; in short, their total world view of the world. Many of my questions stimulated them to express themselves on subjects which they might otherwise never have thought about.

Miller (2000) distinguishes between certain aspects of life history interviews. One distinction has to do with age and life course effects. The former relates to the ageing process, in the sense of biological ageing and its effects and manifestations; life course effects are the patterned features associated with the stages of the life course. He also points to the need to distinguish cohort effects, which are the unique clusters of experiences associated with a specific generation.

An interesting use of the life history method is the research by Laub and Sampson (2004) in connection with the study referred to in Research in focus 3.13 (see also Research in focus 27.4). They approached their reconstruction of the lives of the fifty-two delinquents from the original study in two ways. First, they developed a form of life history calendar that provided their sample with a framework within which they could pinpoint major turning points in their lives, such as marriage, job change, and divorce. Second, they also conducted interviews that invited the fifty-two men to reflect on their life course. They write:

Of particular interest were the questions regarding the participant's assessment of his own life, specifically whether he saw improvement or a worsening since childhood, adolescence, or young adulthood and the self-evaluation of turning points in one's own life course and the relationship to criminal activity and various life course transitions (e.g., marriage, divorce, military service, residential change, and the like). . . . By drawing on the men's own words, narratives helped us unpack mechanisms that connect salient life events across the life course, especially regarding personal choice and situational context. (Laub and Sampson 2004: 93, 94)

Through the collection of these data, the researchers were able to enhance their understanding of the significance of turning points in an individual's life that influence the likelihood of continued involvement in or desistance from crime.

R. L. Miller (2000) suggests there has been a resurgence of interest in recent years and Chamberlayne et al. (2000) argue that there has been a recent 'turn to biographical methods'. To a large extent, the revival of the approach derives from a growth of interest in the role and significance of agency in social life. The revival is largely associated with the growing use of life story interviews and especially those that are often referred to as *narrative interviews*. Moreover, the growing use of such

interviews has come to be associated less and less with the study of a single life (or indeed just one or two lives) and increasingly with the study of several lives (see Research in focus 24.5).

Plummer (2001) draws a useful distinction between three types of life story:

1. *Naturalistic life stories*. These are life stories that occur whenever people reminisce or write autobiographies or diaries, or when job applicants write out letters of application and are interviewed.
2. *Researched life stories*. These are life stories that are solicited by researchers with a social scientific purpose in mind. Most research based on life history/story interviews, like that of Squire (2000), are of this kind.
3. *Reflexive and recursive life stories*. Such life stories recognize that the life story is always a construction in which the interviewer is implicated.

R. Atkinson (2004) observes that the length of the typical life story interview varies considerably but suggests that it usually comprises two or three sessions of between one hour and one-and-a-half hours each. He has provided a catalogue of questions that can be asked and divides these into groups. The following list of categories

and sample questions are taken from Atkinson (1998: 43–53):

- *Birth and family of origin*. For example: ‘How would you describe your parents?’
- *Cultural settings and traditions*. For example: ‘Was your family different from others in the neighbourhood?’
- *Social factors*. For example: ‘What were some of your struggles as a child?’
- *Education*. For example: ‘What are your best memories of school?’
- *Love and work*. For example: ‘How did you end up in the type of work you do or did?’
- *Historical events or periods*. For example: ‘Do you remember what you were doing on any of the really important days in our history?’
- *Retirement*. For example: ‘What is the worst part of being retired?’
- *Inner life and spiritual awareness*. For example: ‘What are the stresses of being an adult?’
- *Major life themes*. For example: ‘What are the crucial decisions in your life?’
- *Vision of the future*. For example: ‘Is your life fulfilled yet?’
- *Closure questions*. For example: ‘Do you feel that you have given a fair picture of yourself?’



Research in focus 20.8


Constructionism in a life history study of occupational careers

In an article on the concept of occupational career by Bosley, Arnold, and Cohen (2009), an explicitly constructionist stance was taken. Rather than viewing careers as a relatively fixed series of stages through which people progress, Bosley et al. researched careers as social constructions that are highly contingent on a series of experiences and on other individuals who influence the occupational directions that people take. As the authors put it: ‘career is seen as social practice, constituted by actors themselves in and through their relationships with others, and as they move through time and space. It is an iterative and on-going process’ (2009: 1498). The authors employed a life story method in which twenty-eight employees were interviewed (see Chapter 18 for a brief mention of the sampling method). The interviews ‘elicited participants’ accounts of their careers from school-leaving to present day. Describing encounters with helpers in the context of preceding and subsequent events enabled participants to recall and identify significant career helpers and the role played by helpers in shaping their careers’ (2009: 1499). For each interviewee, a narrative account was generated that portrayed each interviewee’s career in terms of contacts, relationships, and encounters that shaped his or her career direction. Out of these narratives, the authors forged a typology of career shaping roles: adviser, informant, witness, gatekeeper, and intermediary. Each role is associated with a different kind of impact on employees’ career trajectories and decision-making. The authors write: ‘shaping encounters served as a vehicle through which participants negotiated with and navigated through the structural environments in which they were situated’ (2009: 1515). The constructionism associated with this research lies in its emphasis on interviewees, and the events and people that were significant in the course and direction of their careers.

One final point to register about the life history interview is that, while it has been presented in this section as a stand-alone technique, the increased interest in its use cannot be detached from the growth of interest in and use of narrative analysis (see Chapter 24). Life history interviewing is often seen as one of the springboards for producing data that can be viewed through a narrative lens. **Narrative analysis** focuses attention on people's stories concerning sequences of events that permeate their lives. Life history interviewing can be a significant tool in eliciting such accounts. See Research in focus 20.8 for an example.

An **oral history interview** is usually somewhat more specific in tone in that the subject is asked to reflect upon specific events or periods in the past. The emphasis is less upon the individual and his or her life than on the particular events in the past. It too is sometimes combined

with other sources, such as documents. The chief problem with the oral history interview (which it shares with the life history interview) is the possibility of bias introduced by memory lapses and distortions (Grele 1998). On the other hand, oral history testimonies have allowed the voices to come through of groups that are typically marginalized in historical research (a point that also applies to life history interviews), either because of their lack of power or because they are typically regarded as unexceptional (Samuel 1976). Bloor (2002) has shown how oral history testimonies, collected in 1973 and 1974, of Welsh miners' experiences of pit life could be used to facilitate an understanding of how they sought collectively to make an impact on their health in the pits and to improve safety. Bloor draws lessons from these testimonies for social policies at the time he was writing.



Feminist research and interviewing in qualitative research

Unstructured and semi-structured interviewing have become extremely prominent methods of data gathering within a feminist research framework. In part, this is a reflection of the preference for qualitative research among feminist researchers, but it also reflects a view that the kind of interview with which qualitative research is associated allows many of the goals of feminist research to be realized. Indeed, the view has been expressed that, 'whilst several brave women in the 1980s defended quantitative methods, it is nonetheless still the case that not just qualitative methods, but the in-depth face-to-face interview has become the paradigmatic "feminist method"' (Kelly et al. 1994: 34). This comment is enlightening because it implies that it is not simply that qualitative research is seen by many writers and researchers as more consistent with a feminist position than quantitative research, but that, specifically, qualitative interviewing is seen as especially appropriate. The point that is being made here is not necessarily that such interviewing is somehow more in tune with feminist values than, say, ethnography (especially since it is often an ingredient of ethnographic research). Instead, it could be that the intensive and time-consuming nature of ethnography means that, although it has great potential as an approach to feminist research (see Chapter 19),

qualitative interviewing is often preferred because it is usually less invasive in these respects.

However, it is specifically interviewing of the kind conducted in qualitative research that is seen as having potential for a feminist approach, not the structured interview with which social survey research is associated. Why might one type of interview be consistent with a sensitivity to feminism and the other not? In a frequently cited article, Oakley outlines the following points about the standard survey interview.

- It is a one-way process—the interviewer extracts information or views from the interviewee.
- The interviewer offers nothing in return for the extraction of information. For example, interviewers using a structured interview do not offer information or their own views if asked. Indeed, they are typically advised not to do such things because of worries about contaminating their respondents' answers.
- The interviewer–interviewee relationship is a form of hierarchical or power relationship. Interviewers arrogate to themselves the right to ask questions, implicitly placing their interviewees in a position of subservience or inferiority.

- The element of power is also revealed by the fact that the structured interview seeks out information from the perspective of the researcher.
- Because of these points, the standard survey interview is inconsistent with feminism when women interview other women. This view arises because it is seen as indefensible for women to ‘use’ other women in these ways.

Instead of this framework for conducting interviews, feminist researchers advocate one that establishes:

- a high level of rapport between interviewer and interviewee;
- a high degree of reciprocity on the part of the interviewer;
- the perspective of the women being interviewed;
- a non-hierarchical relationship.

In connection with the reciprocity that she advocates, Oakley noted, for example, that, in her research on the transition to motherhood, she was frequently asked questions by her respondents. She argues that it was ethically indefensible for a feminist not to answer when faced with questions of a certain kind with which she was confronted (see page 229 for an illustration of this point). For Oakley, therefore, the qualitative interview was viewed as a means of resolving the dilemmas that she encountered as a feminist interviewing other women. However, as noted in previous chapters, while this broad

adherence to a set of principles for interviewing in feminist research continues, it has been tempered by a greater recognition of the possible value of quantitative research.

An interesting dilemma that is perhaps not so easily resolved is the question of what feminist researchers should do when their own ‘understandings and interpretations of women’s accounts would either not be shared by some of them [i.e. the research participants], and/or represent a form of challenge or threat to their perceptions, choices and coping strategies’ (Kelly et al. 1994: 37). It is the first type of situation that will be examined, at least in part, because, while it is of particular significance to feminist researchers, its implications are somewhat broader. It raises the tricky question of how far the commitment of seeing through the eyes of the people you study can and/or should be stretched. Two examples are relevant here. Reinharz (1992: 28–9) cites the case of an American study by Andersen (1981), who interviewed twenty ‘corporate wives’, who came across as happy with their lot and were supportive of feminism only in relation to employment discrimination. Andersen interpreted their responses to her questions as indicative of ‘false consciousness’—in other words, she did not really believe her interviewees. When Andersen wrote an article on her findings, the women wrote a letter rejecting her account, affirming that women can be fulfilled as wives and mothers. A similar situation confronted Millen (1997: 4.6) when she interviewed thirty-two British female scientists using ‘semi-structured, in-depth individual interviewing’. As she puts it:



Student experience

Feminism and the choice of semi-structured interviews

The potential of the semi-structured interview for feminist researchers as a means of allowing women’s voices to be heard and in their own words was important to Erin Sanders in the context of her research on sex workers in Thailand.

My feminist background influenced my decision to employ feminist research methods. I used in-depth, semi-structured interviews because I wanted the women I interviewed to be able to express their ideas and their thoughts in their own way—I wanted their voices and their stories to be heard, rather than my own words and ideas directing their thoughts.




To read more about Erin’s research experiences, go to the Online Resource Centre that accompanies this book at: www.oxfordtextbooks.co.uk/orc/brymansrm4e/

There was a tension between my interpretation of their reported experience as sex-based, and the meaning the participants themselves tended to attribute to their experience, since the majority of respondents did not analyse these experiences in terms of patriarchy or sex–gender systems, but considered them to be individualised, or as ‘just something that had to be coped with’. . . . From my external, academically privileged vantage point, it is clear that sexism pervades these professions, and that men are assumed from the start by other scientists to be competent scientists of status whilst women have to prove themselves, overcome the barrier of their difference before they are accepted. These women, on the other hand, did not generally view their interactions in terms of gendered social systems. There is therefore a tension between their characterisation of their experience and my interpretation of it . . . (Millen 1997: 5.6, 5.9)

Three interesting issues are thrown up by these two accounts. First, how can such a situation arise? This is an issue that pervades qualitative research that makes claims to reveal social reality as viewed by members of the setting in question. If researchers are genuinely seeing through others’ eyes, the ‘tension’ to which Millen

refers should not arise. However, it clearly can and does, and this strongly suggests that qualitative researchers are more affected by their own perspectives and research questions when collecting and analysing data than might be expected from textbook accounts of the research process. Second, there is the question of how to handle such a ‘tension’—that is, how do you reconcile the two accounts? Andersen’s (1981) solution to the tension she encountered was to reinterpret her findings in terms of the conditions that engender the contentment she uncovered. Third, given that feminist research is often concerned with wider political goals of emancipation, a tension between participants’ worldviews and the researcher’s position raises moral questions about the appropriateness of imposing an interpretation that is not shared by research participants themselves. Such an imposition could hardly be regarded as consistent with the principle of a non-hierarchical relationship in the interview situation.

Therefore, while qualitative interviewing has become a highly popular research method for feminist researchers because of its malleability into a form that can support the principles of feminism, interesting questions are raised in terms of the relationship between researchers’ and participants’ accounts. Such questions have a significance generally for the conduct of qualitative research.



Qualitative interviewing versus participant observation

The aim of this section is to compare the merits and limitations of interviewing in qualitative research with those of participant observation. These are probably the two most prominent methods of data collection in qualitative research, so there is some virtue in assessing their strengths, a debate that was first begun many years ago (Becker and Geer 1957; Trow 1957). In this section, interviewing is being compared to participant observation rather than ethnography, because the latter invariably entails a significant amount of interviewing. So too does participant observation, but in this discussion I will be following the principle that I outlined in Key concept 19.1—namely, that the term will be employed to refer to the specifically observational activities in which the participant observer engages. As noted in Key concept 19.1, the term ‘ethnography’ is being reserved for the wide range of data-collection activities in which ethnographers

engage—one of which is participant observation—along with the written account that is a product of those activities.

Advantages of participant observation in comparison to qualitative interviewing

The following is an examination of the ways in which participant observation exhibits advantages over qualitative interviewing.

Seeing through others’ eyes

As noted in Chapters 2 and 17, seeing through others’ eyes is one of the main tenets of qualitative research, but, on the face of it, the participant observer would seem to be better placed for gaining a foothold on social reality

in this way. The researcher's prolonged immersion in a social setting would seem to make him or her better equipped to see as others see. The participant observer is in much closer contact with people for a longer period of time; also, he or she participates in many of the same kinds of activity as the members of the social setting being studied. Research that relies on interviewing alone is likely to entail much more fleeting contacts, though in qualitative research interviews can last many hours, and re-interviewing is not unusual.

Learning the native language

Becker and Geer (1957) argued that the participant observer is in the same position as a social anthropologist visiting a distant land, in that in order to understand a culture the language must be learned. However, it is not simply the formal language that must be understood in the case of the kinds of social research in which a participant observer in a complex urban society engages. It is also very often the 'argot'—the special uses of words and slang—that is important to penetrate that culture. Such an understanding is arrived at through the observation of language use.

The taken for granted

The interview relies primarily on verbal behaviour, and, as such, matters that interviewees take for granted are less likely to surface than in participant observation, where such implicit features in social life are more likely to be revealed as a result of the observer's continued presence and because of the ability to observe behaviour rather than just rely on what is said.

Deviant and hidden activities

Much of what we know about criminal and deviant subcultures has been gleaned from participant observation. These are areas that insiders are likely to be reluctant to talk about in an interview context alone. Understanding is again likely to come through prolonged interaction. Many of the examples in Chapter 19 entailed participant observation of criminal or deviant worlds, such as drug taking, violent gangs, pilferage, illegal commerce, and hooliganism. Ethnographers conducting participant observation are more likely to place themselves in situations in which their continued involvement allows them gradually to infiltrate such social worlds and to insinuate themselves into the lives of people who might be sensitive to outsiders. For similar reasons, participant observers have found that they are able to gain access to areas like patterns of resistance at work or to groups of people who support a generally despised ideology, like the National Front.

Sensitivity to context

The participant observer's extensive contact with a social setting allows the context of people's behaviour to be mapped out fully. The participant observer interacts with people in a variety of different situations and possibly roles, so that the links between behaviour and context can be forged.

Encountering the unexpected and flexibility

It may be that, because of the unstructured nature of participant observation, it is more likely to uncover unexpected topics or issues. Except with the most unstructured forms of interview, the interview process is likely to entail some degree of closure as the interview guide is put together, which may blinker the researcher slightly. Also, participant observation may be more flexible because of the tendency for interviewers to instil an element of comparability (and hence a modicum of structure) in their questioning of different people. Ditton's (1977) decision at a very late stage in the data-collection process to focus on pilferage in the bakery in which he was a participant observer is an example of this feature (see Research in focus 19.1).

Naturalistic emphasis

Participant observation has the potential to come closer to a naturalistic emphasis, because the qualitative researcher confronts members of a social setting in their natural environments. Interviewing, because of its nature as a disruption of members' normal flow of events, even when it is at its most informal, is less amenable to this feature.

Advantages of qualitative interviewing in comparison to participant observation

The following is an examination of the ways in which qualitative interviewing exhibits advantages over participant observation.

Issues resistant to observation

It is likely that there is a wide range of issues that are simply not amenable to observation, so that asking people about them represents the only viable means of finding out about them within a qualitative research strategy. For example, consider Beardsworth and Keil's (1992) research on vegetarianism (see Research in focus 20.3). It is not really feasible for investigators to insinuate themselves into the lives of vegetarians in order to uncover issues like reasons for their conversion to this eating strategy. For most people, vegetarianism is a matter

that surfaces only at certain points, such as meals and shopping. It is not really sensible or feasible to carry out participant observation in relation to something like this, which is clearly highly episodic.

Reconstruction of events

Qualitative research frequently entails the reconstruction of events by asking interviewees to think back over how a certain series of events unfolded in relation to a current situation. Beardsworth and Keil (1992; see Research in focus 20.3) employed the symbolic interactionist notion of *career* to gain an understanding of how people came to be vegetarians. Similarly, for their

study of the impact of male unemployment, McKee and Bell (1985; see Thinking deeply 3.3, and the reference to this work in Chapter 17) asked husbands and their wives to reconstruct events following unemployment. Yet another example is Pettigrew's (1985) research on Imperial Chemical Industries (ICI), which entailed interviewing about contemporaneous events but also included 'retrospective interviewing', as Pettigrew (1985) calls it (see Research in focus 3.16). This reconstruction of events is something that cannot be accomplished through participant observation alone. See Research in focus 20.9 for a further example of the use of the interview to elicit a reconstruction of events.



Research in focus 20.9

Information through interviews: research on prostitution

McKeganey and Barnard (1996) have discussed their strategies for conducting research into prostitutes and their clients. Their research was based in a red light area in Glasgow. Their approach was largely that of Non-Participating Observer with Interaction (see Figure 19.2), in that their research was based primarily on interviews with prostitutes and their clients, as well as some (frequently accidental) observation of interactions and overheard conversations. The interviews they conducted were especially important in gaining information in relation to such areas as: how the prostitutes had moved into this line of work; permitted and prohibited sex acts; links with drug use; experience of violence; and the management of identity. In the following passage, a prostitute reconstructs her movement into prostitution:

I was 14 and I'd run away from home. I ended up down in London where I met a pimp. . . . He'd got me a place to stay, buying me things and everything and I ended up sleeping with him as well. . . . One night we got really drunk and stoned and he brought someone in. . . . [Then] after it happened I thought it was bad, I didn't like it but at least I was getting paid for it. I'd been abused by my granddad when I was 11 and it didn't seem a million miles from that anyway. (McKeganey and Barnard 1996: 25)

Ethical considerations

There are certain areas that could be observed—albeit indirectly through hidden hardware like a microphone—but that would raise ethical considerations. The research by McKeganey and Barnard (1996; see Research in focus 20.9) on prostitution furnishes an example of this. One of the areas they were especially interested in was negotiations between prostitutes and their clients over the use of condoms in the light of the spread of HIV/AIDS infection. It is not inconceivable that such transactions could have been observed with the aid of hidden hardware and it is possible that some prostitutes would have agreed to being wired up for this purpose. However, clients would

not have been party to such agreements, so that ethical principles of informed consent and invasion of privacy would have been transgressed (see Key concept 6.1). As a result, the researchers relied on interview accounts of such negotiations or of prostitutes' stances on the matter (see Research in focus 20.9), as well as the views of a small number of clients.

Reactive effects

The question of reactive effects is by no means a straightforward matter. As with structured observation (see Chapter 12), it might be anticipated that the presence of a participant observer would result in reactive effects

(see Key concept 12.4). People's knowledge of the fact that they are being observed may make them behave less naturally. However, participant observers, like researchers using structured observation, typically find that people become accustomed to their presence and begin to behave more naturally the longer they are around. Indeed, members of social settings sometimes express surprise when participant observers announce their imminent departure when they are on the verge of disengagement. Interviewers clearly do not suffer from the same kind of problem, but it could be argued that the unnatural character of the interview encounter can also be regarded as a context within which reactive effects may emerge. Participant observation also suffers from the related problem of observers disturbing the very situation being studied, because conversations and interactions will occur in conjunction with the observer that otherwise would not happen. This is by no means an easy issue to resolve and it seems likely that both participant observation and qualitative interviewing set in motion reactive effects but of different kinds.

Less intrusive in people's lives

Participant observation can be very intrusive in people's lives in that the observer is likely to take up a lot more of their time than in an interview. Interviews in qualitative research can sometimes be very long, and re-interviewing is not uncommon, but the impact on people's time will probably be less than having to take observers into account on a regular basis, though it is likely that this feature will vary from situation to situation. Participant observation is likely to be especially intrusive in terms of the amount of people's time taken up when it is in organizational settings. In work organizations, there is a risk that the rhythms of work lives will be disrupted.

Longitudinal research easier

One of the advantages of participant observation is that it is inherently longitudinal in character, because the observer is present in a social setting for a period of time. As a result, change and connections between events can be observed. However, there are limits to the amount of time that participant observers can devote to being away from their normal routines. Consequently, participant observation does not usually extend much beyond two to three years in duration. When participant observation is being conducted into an area of research that is episodic rather than requiring continued observation, a longer time period may be feasible. Armstrong's (1993) research on football hooliganism, which was referred to several times in Chapters 17 and 18, entailed six years of participant

observation, but, since football hooligans are not engaged full-time in this area of activity, the research did not require the researcher's continued absence from his work and other personal commitments. Interviewing can be carried out within a longitudinal research design somewhat more easily because repeat interviews may be easier to organize than repeat visits to participant observers' research settings, though the latter is not impossible (e.g. Burgess 1987, who revisited the comprehensive school in which he had conducted participant observation). Following up interviewees on several occasions is likely to be easier than returning to research sites on a regular basis.

Greater breadth of coverage

In participant observation, the researcher is invariably constrained in his or her interactions and observations to a fairly restricted range of people, incidents, and localities. Participant observation in a large organization, for example, is likely to mean that knowledge of that organization far beyond the confines of the department or section in which the observation is carried out is likely not to be very extensive. Interviewing can allow access to a wider variety of people and situations.

Specific focus

As noted in Chapter 17, qualitative research sometimes begins with a specific focus, and indeed Silverman (1993) has been critical of the notion that it should be regarded as an open-ended form of research. Qualitative interviewing would seem to be better suited to such a situation, since the interview can be directed at that focus and its associated research questions. Thus, the research by my colleagues and myself on the police had a very specific research focus in line with its Home Office funding—namely, conceptions of leadership among police officers (Bryman, Stephens, and A Campo 1996). The bulk of the data gathering was in two police forces and entailed the interviewing of police officers at all levels using a semi-structured interview guide. Because it had such a clear focus, it was more appropriate to conduct the research by interview rather than participant observation, since issues to do with leadership notions may not crop up on a regular basis, which would make observation a very extravagant method of data collection.

Overview

When Becker and Geer (1957: 28) proclaimed in the mid-twentieth century that the 'most complete form of the sociological datum . . . is the form in which the

participant observer gathers it', Trow (1957: 33) reprimanded them for making such a universal claim and argued that 'the problem under investigation properly dictates the methods of investigation'. The latter view is very much the one taken in this book. Research methods are appropriate to researching some issues and areas but not others. The discussion of the merits and limitations of participant observation and qualitative interviews is meant simply to draw attention to some of the considerations that might be taken into account if there is a genuine opportunity to use one or the other in a study.

Equally, and to repeat an earlier point, the comparison is a somewhat artificial exercise, because participant

observation is usually carried out as part of ethnographic research, and as such it is usually accompanied by interviewing as well as other methods. In other words, participant observers frequently buttress their observations with methods of data collection that allow them access to important areas that are not amenable to observation. However, the aim of the comparison was to provide a kind of balance sheet in considering the strengths and limitations of a reliance on either participant observation or qualitative interview alone. Its aim is to draw attention to some of the factors that might be taken into account in deciding how to plan a study and even how to evaluate existing research.



Checklist

Issues to consider for your qualitative interview

- Have you devised a clear and comprehensive/informative way of introducing the research to interviewees?
- Does your interview guide clearly relate to your research questions?
- Have you piloted the guide with some appropriate respondents?
- Have you thought about what you will do if your interviewee does not turn up for the interview?
- Does the guide contain a good mixture of different kinds of questions, such as probing, specifying, and direct questions?
- Have you ensured that interviews will allow novel or unexpected themes and issues to arise?
- Is your language in the questions clear, comprehensible, and free of unnecessary jargon?
- Are your questions relevant to the people you are proposing to interview?
- Does your interview guide include requests for information about the interviewee, such as his or her age, work experience, position in the firm?
- Have your questions been designed to elicit reflective discussions so that interviewees are not tempted to answer in 'yes' or 'no' terms?
- Do your questions offer a real prospect of seeing the world from your interviewees' point of view rather than imposing your own frame of reference on them?
- Are you familiar with the setting(s) in which the interviews will take place?
- Are you thoroughly familiar with and have you tested your recording equipment?
- Have you thought about how you will present yourself in the interview, such as how you will be dressed?
- Have you thought about how you will go about putting into operation the criteria of a good interviewer?



Key points

- Interviewing in qualitative research is typically of the unstructured or semi-structured kind.
- In qualitative research, interviewing may be the sole method in an investigation or may be used as part of an ethnographic study, or indeed in tandem with another qualitative method.
- Qualitative interviewing is meant to be flexible and to seek out the world views of research participants.
- If an interview guide is employed, it should not be too structured in its application and should allow some flexibility in the asking of questions.
- The qualitative interview should be recorded and then transcribed.
- Interviewing in qualitative research can exhibit a variety of forms, such as life history and oral history interviewing.
- The qualitative interview has become an extremely popular method of data collection in feminist studies.
- Whether to use participant observation or qualitative interviews depends in large part on their relative suitability to the research questions being addressed. However, it must also be borne in mind that participant observers invariably conduct some interviews in the course of their investigations.



Questions for review

- Outline the main types of interview employed by qualitative researchers.

Differences between the structured interview and the qualitative interview

- How does qualitative interviewing differ from structured interviewing?

Asking questions in the qualitative interview

- What are the differences between unstructured and semi-structured interviewing?
- Could semi-structured interviewing stand in the way of flexibility in qualitative research?
- What are the differences between life history and oral history interviews?
- What kinds of consideration need to be borne in mind when preparing an interview guide?
- What kinds of question might be asked in an interview guide?
- What kinds of skills does the interviewer need to develop in qualitative interviewing?
- Why is it important to record and transcribe qualitative interviews?
- What role might vignette questions play in qualitative interviewing?

Life and oral history interviewing

- What are the main kinds of life history interview and what are their respective uses?
- Why might the life history interview be significant for a researcher employing a narrative analysis approach?

Feminist research and interviewing in qualitative research

- Why has the qualitative interview become such a prominent research method for feminist researchers?
- What dilemmas might be posed for feminist researchers using qualitative interviewing?

Qualitative interviewing versus participant observation

- Outline the relative advantages and disadvantages of qualitative interviewing and participant observation.
- Does one method seem more in tune with the preoccupations of qualitative researchers than the other?

**Online Resource Centre**

www.oxfordtextbooks.co.uk/orc/brymansrm4e/


Visit the Online Resource Centre that accompanies this book to enrich your understanding of interviewing in qualitative research. Consult web links, test yourself using multiple choice questions, and gain further guidance and inspiration from the Student Researcher's Toolkit.

21

Focus groups

Chapter outline

Introduction	501
Uses of focus groups	503
Conducting focus groups	504
Recording and transcription	504
How many groups?	505
Size of groups	507
Level of moderator involvement	508
Selecting participants	509
Asking questions	511
Beginning and finishing	513
Group interaction in focus group sessions	513
Limitations of focus groups	516
<i>Checklist</i>	519
<i>Key points</i>	519
<i>Questions for review</i>	520





Chapter guide

The focus group method is an interview with several people on a specific topic or issue. It has been used extensively in market research but has only relatively recently made inroads into social research. This chapter explores:

- the possible reasons for preferring focus group interviews to individual interviews of the kind discussed in the previous chapter;
- how focus groups should be conducted in terms of such features as the need for recording, the number and size of groups, how participants can be selected, and how direct the questioning should be;
- the significance of interaction between participants in focus group discussions;
- some practical difficulties with focus group sessions, such as the possible loss of control over proceedings and the potential for unwanted group effects.

Introduction

We are used to thinking of the interview as something that involves an interviewer and one interviewee. Most textbooks reinforce this perception by concentrating on individual interviews. The **focus group** technique is a method of interviewing that involves more than one, usually at least four, interviewees. Essentially it is a group interview. Some authors draw a distinction between the focus group and the group interview techniques. Three reasons are sometimes put forward to suggest a distinction.

- Focus groups typically emphasize a specific theme or topic that is explored in depth, whereas group interviews often span very widely.
- Sometimes group interviews are carried out so that the researcher is able to save time and money by carrying out interviews with a number of individuals simultaneously. However, focus groups are not carried out for this reason.
- The focus group practitioner is invariably interested in the ways in which individuals discuss a certain issue *as members of a group*, rather than simply as individuals. In other words, with a focus group the researcher will be interested in such things as how people respond to each other's views and build up a view out of the interaction that takes place within the group.

However, the distinction between the focus group method and the group interview is by no means clear cut, and the two terms are frequently employed interchangeably. Nonetheless, the definition proposed in Key concept 21.1 provides a starting point.

Most focus group researchers undertake their work within the traditions of qualitative research. This means that they are explicitly concerned to reveal how the group participants view the issues with which they are confronted; therefore, the researcher will aim to provide a fairly unstructured setting for the extraction of their views and perspectives. The person who runs the focus groups session is usually called the **moderator** or **facilitator**, and he or she will be expected to guide each session but not to be too intrusive.

Another general point about the focus group method is that, while it has been gaining in popularity since the 1980s, it is by no means a new technique. It has been used for many years in market research, where it is employed for such purposes as testing responses to new products and advertising initiatives (see Thinking deeply 21.1 for an example). In fact, there is a large literature within market research to do with the practices that are associated with focus group research and their implementation (e.g. Calder 1977).



Key concept 21.1

What is the focus group method?

The focus group method is a form of group interview in which: there are several participants (in addition to the moderator/facilitator); there is an emphasis in the questioning on a particular fairly tightly defined topic; and the accent is upon interaction within the group and the joint construction of meaning. As such, the focus group contains elements of two methods: the group interview, in which several people discuss a number of topics; and what has been called a focused interview, in which interviewees are selected because they 'are known to have been involved in a particular situation' (Merton et al. 1956: 3) and are asked about that involvement. The focused interview may be administered to individuals or to groups. Thus, the focus group method appends to the focused interview the element of interaction within groups as an area of interest and is more focused than the group interview.



Thinking deeply 21.1


The real and the unreal thing: focus groups in market research

On 23 April 1985 a product was launched that proved to be one of the greatest marketing blunders in business history. On that day, the Coca-Cola company not only launched what it called its New Coke, but it removed from sale the old one, on which the massive corporation had been built. New Coke was a flop, and the public clamoured for the return of its predecessor, in spite of assurances from the company that people would get used to the new formula and get to like it better. Yet close attention to data drawn from focus group research that the company had commissioned in the lead-up to the launch of New Coke might have prevented the disaster from happening. In 1982 and 1983 focus group research was conducted across the USA. At one point in each session, local consumers were presented with a scenario in which they were told that a new formula for a certain product had been introduced and that the response to it was very favourable. The participants were then asked how *they* would feel when that product came to their town and replaced the traditional one. The response to the prospect of new, improved Budweiser beer and of Hershey chocolate bars being replaced was positive. However, when the replacement of Coke was being considered, the consumers became vehemently antagonistic to the idea. Taste tests had shown that consumers liked New Coke, but they had not been asked how they would feel if traditional Coke was taken off supermarket shelves. The focus groups made it clear how they would feel, but Coca-Cola's chief executive officer was determined to plough ahead, and his assistant, who liaised with the firm conducting the focus groups, chose to follow his boss's lead.

Sources: Pendergrast (1993) and Greising (1998).

One final general point to register is that there is growing interest in the use of online focus groups, which will be covered in the context of Internet-based research methods in Chapter 28. There is evidence that, although they tend to be shorter than comparable face-to-face focus groups, they can generate a considerable amount

of relevant data for the researcher (Reid and Reid 2005). When this is viewed in relation to the saving in time travelling and cost for both researchers and participants, it is clear that this is a form of the method that is likely to be used more and more in the future.




Uses of focus groups

What are the uses of the focus group method? In many ways its uses are bound up with the uses of qualitative research in general, but, over and above these, the following points can be registered.

- The original idea for the focus group—the focused interview—was that people who were known to have had a certain experience could be interviewed in a relatively unstructured way about that experience. The bulk of the discussion by Merton et al. (1956) of the notion of the focused interview was in terms of individual interviews, but their book also considered the extension of the method into group interview contexts. Subsequently, the focus group has become a popular method for researchers examining the ways in which people in conjunction with one another construe the general topics in which the researcher is interested. One of the best-known studies using the method in the context of a social scientific topic is Morgan and Spanish's (1985) study of the ways in which people organize knowledge about health issues. Their special interest was the question of people's knowledge about who has heart attacks and why they have them. Thus, the emphasis was on how focus group participants make sense of the causation of heart attacks in terms of the knowledge they have picked up over the years. However, a major impetus for the growing use of focus groups in social research has been their intensive use in the field of media and cultural studies. The growing emphasis in these fields is on what is known as 'audience reception'—how audiences respond to television and radio programmes, films, newspaper articles, and so on (McGuigan 1992; Fenton et al. 1998: ch. 1). An influential study in this context was Morley's (1980) research on *Nationwide*, a British news programme shown in the early evening that was popular in the 1970s. Morley organized focus groups made up of specific categories of people (for example, managers, trade unionists, students) and showed them recordings of the programme. He found that the different groups arrived at somewhat divergent interpretations of the programmes they had watched, implying that meaning does not reside solely in the programmes but also in the ways in which they are watched and interpreted. This research and the increasing attention paid to audience reception set in motion a growth of interest in the use of the focus group method for the study of audience interpretations of cultural and media **texts**.
- The technique allows the researcher to develop an understanding about *why* people feel the way they do. In a normal individual interview the interviewee is often asked about his or her reasons for holding a particular view, but the focus group approach offers the opportunity of allowing people to probe each other's reasons for holding a certain view. This can be more interesting than the sometimes predictable question-followed-by-answer approach of normal interviews. For one thing, an individual may answer in a certain way during a focus group, but, as he or she listens to others' answers, he or she may want to qualify or modify a view; or alternatively may want to voice agreement to something that he or she probably would not have thought of without the opportunity of hearing the views of others. These possibilities mean that focus groups may also be very helpful in the elicitation of a wide variety of different views in relation to a particular issue.
- In focus groups participants are able to bring to the fore issues in relation to a topic that they deem to be important and significant. This is clearly an aim of individual interviews too, but, because the moderator has to relinquish a certain amount of control to the participants, the issues that concern them can surface. This is clearly an important consideration in the context of qualitative research, since the viewpoints of the people being studied are an important point of departure.
- In conventional one-to-one interviewing, interviewees are rarely challenged; they might say things that are inconsistent with earlier replies or that patently could not be true, but we are often reluctant to point out such deficiencies. In the context of a focus group, individuals will often argue with each other and challenge each other's views. This process of arguing means that the researcher may stand a chance of ending up with more realistic accounts of what people think, because they are forced to think about and possibly revise their views.

- The focus group offers the researcher the opportunity to study the ways in which individuals collectively make sense of a phenomenon and construct meanings around it. It is a central tenet of theoretical positions like symbolic interactionism that the process of coming to terms with (that is, understanding) social phenomena is not undertaken by individuals in isolation from each other. Instead, it is something that occurs in interaction and discussion with others. In this sense, therefore, focus groups reflect the processes through which meaning is constructed in everyday life and to that extent can be regarded as more naturalistic (see Key concept 3.4 on the idea of naturalism) than individual interviews (S. Wilkinson 1998).
- The use of focus groups by feminist researchers has grown considerably in recent years, and S. Wilkinson (1998, 1999b) has argued that it has great potential in this regard. Its appeal to feminist researchers is its compatibility with the ethics and politics of feminism.

As we have seen in previous chapters, feminist researchers are suspicious of research methods that are exploitative and create a power relationship between the female researcher and the female respondent. Wilkinson observes that the risk of this occurring is greatly reduced because focus group participants are able to take over much of the direction of the session from the moderator. Indeed, they may even subvert the goals of the session in ways that could be of considerable interest to the moderator. As a result, participants' points of view are much more likely to be revealed than in a traditional interview. This kind of argument has been extended to suggest focus groups may have a further role in allowing the voices of highly marginalized groups of women to surface. Madriz (2000: 843) argues that, for a group like lower-socio-economic-class women of colour, focus groups constitute a relatively rare opportunity for them to 'empower themselves by making sense of their experience of vulnerability and subjugation'.



Conducting focus groups

There are a number of practical aspects of the conduct of focus group research that require some discussion.

Recording and transcription

As with interviewing for qualitative research, the focus group session will work best if it is recorded and subsequently transcribed. The following reasons are often used to explain this preference.

- One reason is the simple difficulty of writing down not only exactly what people say but also who says it. In an individual interview you might be able to ask the respondent to hold on while you write something down, but to do this in the context of an interview involving several people would be extremely disruptive.
- The researcher will be interested in who expresses views within the group, such as whether certain individuals seem to act as opinion leaders or dominate the discussion. This also means that there is an interest in ranges of opinions within groups; for example, in a session, does most of the range of opinion derive from just one or two people or from most of the people in the group?
- A major reason for conducting focus group research is the fact that it is possible to study the processes whereby meaning is collectively constructed within each session (see above). It would be very difficult to do this by taking notes, because of the need to keep track of *who* says what (see also previous point). If this element is lost, the dynamics of the focus group session would also be lost, and a major rationale for doing focus group interviews rather than individual ones would be undermined.
- Like all qualitative researchers, the focus group practitioner will be interested in not just what people say but *how* they say it—for example, the particular language that they employ. There is every chance that the nuances of language will be lost if the researcher has to rely exclusively on notes.

It should be borne in mind that transcribing focus group sessions is more complicated and hence more time-consuming than transcribing traditional interview recordings. This is because you need to take account of *who* is talking in the session, as well as what is said. This is sometimes difficult, since people's voices are not always easy to distinguish. Also, people sometimes talk over each other, which can make transcription even more



Tips and skills

Transcription of a focus group interview

In Tips and skills 'Transcribing sections of an interview' (see Chapter 20), I pointed out that it may not always be desirable or feasible to transcribe the whole of the interview. The same applies to focus group research, which is often more difficult and time-consuming to transcribe than personal interview recordings because of the number of speakers who are involved. The suggestions I made in Chapter 18 in relation to transcribing sections of an interview therefore apply equally well to focus group recordings.

difficult. In addition, it is extremely important to ensure that you equip yourself with a very high-quality microphone, which is capable of picking up voices, some of which may be quite faint, from many directions. Focus group transcripts always seem to have more missing bits because of lack of audibility than transcripts from conventional interviews.

How many groups?

How many groups do you need? Table 21.1 provides data on the number of groups and other aspects of the composition of focus groups in several studies based on this method and follows a similar table in Deacon, Pickering, Golding, and Murdock (1999) in taking the view that this is a helpful way of providing basic information on this issue. As Table 21.1 suggests, there is a good deal of variation in the numbers of groups used in the studies referred to, with a range from eight to fifty-two. However, there does seem to be a tendency for the range to be mainly from ten to fifteen.

Clearly, it is unlikely that just one group will suffice the needs of the researcher, since there is always the possibility that the responses are particular to that one group. Obviously, time and resources will be a factor, but there are strong arguments for saying that too many groups will be a waste of time. Calder (1977) proposes that, when the moderator reaches the point that he or she is able to anticipate fairly accurately what the next group is going to say, then there are probably enough groups already. This notion is very similar to the theoretical saturation criterion that was introduced in Key concept 18.4. In other words, once your major analytic categories have been saturated, there seems little point in continuing, and so it would be appropriate to bring data collection to a halt. For their study of audience discussion programmes, Livingstone and Lunt (1994: 181) used saturation as a criterion: 'The number of focus groups

was determined by continuing until comments and patterns began to repeat and little new material was generated.' When this point of saturation is reached, as an alternative to terminating data collection, there may be a case for moving on to an extension of the issues that have been raised in the focus group sessions that have been carried out.

One factor that may affect the number of groups is whether the researcher feels that the kinds and range of views are likely to be affected by socio-demographic factors such as age, gender, class, and so on. Many focus group researchers like to use stratifying criteria like these to ensure that groups with a wide range of features will be included. If so, a larger number of groups may be required to reflect the criteria. In connection with the research described in Research in focus 21.1, Kitzinger (1994) writes that a large number of groups was preferred, not because of concerns about the representativeness of the views gleaned during the sessions, but in order to capture as much diversity in perspectives as possible. However, it may be that high levels of diversity are not anticipated in connection with some topics, in which case a large number of groups could represent an unnecessary expense.

One further point to bear in mind when considering the number of groups is that more groups will increase the complexity of your analysis. For example, Schlesinger et al. (1992: 29; see Table 21.1) report that the fourteen tape-recorded sessions they organized produced over 1,400 pages of transcription. This pile of paper was accumulated from discussions in each group of an average of one hour for each of the four screenings of violence that session participants were shown. Although this means that the sessions were longer than is normally the case, it does demonstrate that the amount of data to analyse can be very large, even though a total of fourteen sessions may not sound a lot to someone unfamiliar with the workings of the method.

Table 21.1

Composition of groups in focus group research									
Authors	Morgan and Spanish (1985)	Schlesinger et al. (1992)	Kitzinger (1993, 1994)	Lupton (1996)	Macnaghten and Jacobs (1997)	Fenton et al. (1998)	Livingstone and Bober (2003); Livingstone (2006)	Warr (2005)	Silva and Wright (2005); Silva et al. (2009); Bennett et al. (2009)
Area of research	Lay health beliefs concerning heart attacks	The responses of women to watching violence	Audience responses to media messages about AIDS	Responses to controversies concerning diet and health	Public understanding of and identification with sustainable development	Audience responses to reporting of social science research	Children's use and experience of using the Internet	Expectations regarding intimate relationships in socio-economically disadvantaged contexts	Cultural tastes and activities. Each focus group was allocated a pair of topics specific to that group.
Number of groups	9	14	52	12	8 (each group had 2 sessions)	14	14	8	25
Size range of groups	4–5	5–9	Not specified but appears to be 3–9 or 3–10	3–5	6–10	4–6	Not specified	4–9	2–8
Average (mean) size of groups	4.4	6.6	6.75	4.1	Approximately 8	5	4	Not clear	5.7
Stratifying criteria (if any)	None mentioned, but all participants needed to be aged 35–50 and those who had experienced a heart attack were excluded	Experience of violence, Scottish/English ethnicity, social class	None, but groups made up of specific groups (e.g. civil engineers, retirement club members, male prostitutes)	Gender	Age, ethnicity, gender, occupation/retired, rural/urban location	Gender, education, occupation (private/public sector)	Age, gender, and school	Gender	Gender; urban/rural; occupation; ethnicity; age; employed/unemployed
Natural groups?	No, but all participants were mature university students	Some	Yes	Yes	No	Some	Yes, but picked at random by teachers	Most	No



Research in focus 21.1

Focus group in action: AIDS in the Media Research Project

Focus group research on the representation of AIDS in the mass media was part of a larger project on this topic. The focus groups were concerned with the examination of the ways in which 'media messages are explored by audiences and how understandings of AIDS are constructed. We were interested not solely in what people thought but in *how* they thought and *why* they thought as they did' (Kitzinger 1994: 104).

Details of the groups are in Table 21.1. Since one goal of the research was to emphasize the role of interaction in the construction of meaning, it was important to provide a platform for enhancing this feature. Accordingly, 'instead of working with isolated individuals, or collections of individuals drawn together simply for the purposes of the research, we elected to work with pre-existing groups—people who already lived, worked or socialized together' (Kitzinger 1993: 272).

As a result, the groups were made up of such collections of people as a team of civil engineers working on the same site, six members of a retirement club, intravenous drug-users, and so on. The sessions themselves are described as having been 'conducted in a relaxed fashion with minimal intervention from the facilitator—at least at first' (Kitzinger 1994: 106). Each session lasted approximately two hours and was tape-recorded.

Size of groups

How large should groups be? Morgan (1998a) suggests that the typical group size is six to ten members, although the numbers in the groups cited in Table 21.1, which admittedly are not randomly selected and include mainly British studies, imply that this calculation is

slightly high in terms of both the range and the mean. One major problem faced by focus group practitioners is people who agree to participate but who do not turn up on the day. It is almost impossible to control for 'no-shows' other than consciously over-recruiting, a strategy that is sometimes recommended (e.g. S. Wilkinson 1999a: 188).



Tips and skills

Number of focus groups

Focus groups take a long time to arrange, and it takes a long time to transcribe the recordings that are made. It is likely that students will not be able to include as many focus group sessions for projects or dissertations as the studies cited in this chapter. You will, therefore, need to make do with a smaller number of groups in most instances. Make sure you are able to justify the number of groups you have chosen and why your data are still significant.

The question of 'no-shows' aside (which almost certainly accounts for the figures at the low end of the size ranges in Table 21.1), Morgan (1998a) recommends smaller groups when participants are likely to have a lot to say on the research topic. This is likely to occur when participants are very involved in or emotionally preoccupied with the topic. He also suggests smaller groups when topics are controversial or complex and when gleaning participants' personal accounts is a major goal. Morgan (1998a: 75) recommends larger groups when involvement with a topic is likely to be low or when the researcher wants 'to hear numerous brief sugges-

tions'. However, I am not convinced that larger groups are necessarily superior for topics in which participants have little involvement, since it may be more difficult to stimulate discussion in such a context. Larger groups may make it even more difficult if people are rather reticent about talking about a topic about which they know little or have little experience. A topic like media representations of social science research, which most people are unlikely to have much interest in or even to have thought about, could easily have resulted in a wall of silence in large groups (Fenton et al. 1998; see Table 21.1). Barbour (2007) proposes a maximum of eight for most purposes.

She argues that larger groups will be less suited to the interest among most social researchers in participants' interpretations and the ways in which views are constructed in the course of focus group sessions. Also, she suggests that larger groups can be a challenge for moderators in terms of responding to participants' remarks in the course of sessions and also at the analysis stage because of practical difficulties like recognizing the different voices in audio-recordings of the sessions. Peek and Fothergill (2009) provide confirmation of the likelihood that, in many contexts, smaller groups will be preferable (see Research in focus 21.4 for more on this research). They report that those focus groups that included between three and five participants 'ran more smoothly than the larger group interviews that we conducted' (Peek and Fothergill 2009: 37). By contrast, they found that the management of larger focus groups that varied between six and fifteen members was considerably more taxing. In particular, they found it hard to entice more reticent members to speak up. Also, in the smaller groups, there seemed to be greater opportunity for disagreement and diversity of opinion, perhaps because there was less of a tendency for one person to dominate proceedings.

Level of moderator involvement

How involved should the moderator/facilitator be? In qualitative research, the aim is to get at the perspectives

of those being studied. Consequently, the approach should not be intrusive and structured. Therefore, there is a tendency for researchers to use a fairly small number of very general questions to guide the focus group session. Moreover, there is a further tendency for moderators to allow quite a lot of latitude to participants, so that the discussion can range fairly widely. Obviously, if the discussion goes off at a total tangent it may be necessary to refocus the participants' attention, but even then it may be necessary to be careful, because what may appear to be digressions may in fact reveal something of interest to the group participants. The advantage of allowing a fairly free rein to the discussion is that the researcher stands a better chance of getting access to what individuals see as important or interesting. On the other hand, too much totally irrelevant discussion may prove too unproductive, especially in the commercial environment of market research. It is not surprising, therefore, that, as S. Wilkinson (1999a) observes, some writers on focus groups perceive the possibility that participants come to take over the running of a session from the moderator as a problem and offer advice on how to reassert control (e.g. Krueger 1988).

One way in which the moderator may need to be involved is in responding to specific points that are of potential interest to the research questions but that are not picked up by other participants. In the extract in Research in focus 21.2 from the study of the reception of



Research in focus 21.2

Extract from a focus group showing no moderator involvement

In the following extract, three focus group participants engage in a discussion with no intervention or involvement on the part of the moderator. The participants are discussing how people view media reporting of social science research.

- R1 Essentially with the pure sciences I get an end result. Whereas with the social sciences it's pretty vague because it's very, very subjective.
- R2 I suppose for me the pure sciences seem to have more control of what they are looking at because they keep control of more. Because with social sciences there are many different aspects that could have an impact and you can't necessarily control them. So it seems more difficult to pin down and therefore to some extent controversial.
- R3 Pure science is more credible because you've got control over test environments, you've got an ability to test and control factually the outcome and then establish relationships between different agents or whatever. I think in social science it's always subject to interpretation. . . . I think if you want to create an easy life and be unaccountable to anybody, to obtain funding and spend your time in a stress-free way then one of the best things to do is to work in funded research and one of the best areas to do it in is in social science. (Fenton et al. 1998: 127)

media representations of social science research from Fenton et al. (1998), a group of men who have been in higher education and are in private-sector employment begin to talk about the differences between the natural and the social sciences.

It is interesting to see the way in which a consensus about the social sciences is built up in this discussion with a particular emphasis on the lack of control in social research and on the supposed subjectivity of interpretation when compared to the 'pure' sciences. On other

occasions, a little nudge from the moderator may be required when a particularly interesting point is not followed up by other participants. An example of this is provided in Research in focus 21.3, which is from the same research, but this time the focus group is made up of women in private-sector employment and whose education is up to GCSE level. They are talking about a news item reporting research on victims of crime but that includes a number of detailed case studies of individual experiences of being a victim.



Research in focus 21.3

Extract from a focus group showing some moderator involvement

In the following extract, three focus group participants engage in a discussion with only a little intervention or involvement on the part of the moderator. The participants are discussing how people view media reporting of social science research.

R1 That was easy and interesting.

[Moderator] Why interesting? Why easy?

R2 Because it affects all of us.

R1 It was actually reading about what had happened to people. It wasn't all facts and figures. I know it was, but it has in the first sentence, where it says 'I turned the key and experienced a sinking feeling'. You can relate to that straight away. It's how you'd feel.

R3 She's in a flat and she hears noises—it's something that everyone does. Being on their own and they hear a noise. (Fenton et al. 1998: 129)

On this occasion, the moderator's intervention usefully allows the discussion to bring out the kinds of attributes that make for an easy and interesting media item on this topic. In particular, the participants feel that they can appreciate the media representation of social science research when it is something they can relate to and that an important way of doing this is the ability to use people's personal experiences as a lens through which the research can be viewed.

Clearly, the moderator has to straddle two positions: allowing the discussion to flow freely and intervening to bring out especially salient issues, particularly when group participants do not do so. This is not an easy conundrum to resolve, and each tactic—intervention and non-intervention—carries risks. The best advice is to err on the side of minimal intervention—other than to start the group on a fresh set of issues—but to intervene when the group is struggling in its discussions or when it has not alighted on something that is said in the course of the session that appears significant for the research topic.

The role of moderator is not just to do with the asking of questions and ensuring as far as possible that the discussion flows well. It is also to do with controlling events in the discussion. If participants begin to talk at the same time, as often happens when a discussion really 'takes off', it will make the audio-recording of the session impossible to decipher. The moderator has an important role in reminding participants to talk one at a time (see Research in focus 21.7 for an example). Also, it is well known that some participants have a tendency to monopolize discussions and that some participants are very reticent about talking. The moderator can have an important role in encouraging the latter to speak, perhaps by asking whether those who have not said much would like to take the opportunity to contribute.

Selecting participants

Who can participate? Anyone for whom the topic is relevant can logically be an appropriate participant.

Sometimes, certain topics do not require participants of a particular kind, so that there is little if any restriction on who might be appropriate. This is a fairly unusual situation and normally some restriction is required. For example, for their research on the organization of knowledge about heart attacks, Morgan and Spanish (1985: 257) recruited people in the 35–50 age range, since they ‘would be likely to have more experience with informal discussions of our chosen topic’, but they excluded anyone who had had a heart attack or who was uneasy about discussing the topic.

More often, as Table 21.1 suggests and as previously noted, a wide range of people is required, but they are organized into separate groups in terms of stratifying criteria, such as age, gender, education, occupation, and having or not having had a certain experience. Participants for each group can then be selected randomly or through some kind of snowball sampling method. The aim is to establish whether there is any systematic variation in the ways in which different groups discuss a matter. For example, in his research on the *Nationwide* news programme, Morley (1980) found that groups of managers interpreted the programmes they were shown in ways that were broadly consistent with the intentions of the programme producers, but that groups of trade unionists derived interpretations that were in opposition to those intentions. Such an inference can be derived only when focus group participation has been organized in terms of such stratifying criteria. Similarly, drawing on findings from their research into the responses of women to viewing violence, Schlesinger et al. (1992) derived a similar kind of conclusion. They showed their fourteen groups (see Table 21.1) four items: an episode of *Crimewatch UK* featuring some violence; an episode of *EastEnders* in which violence was incidental; a television drama, *Closing Ranks*, featuring marital violence; and the Hollywood movie *The Accused*, which contains an extremely vivid rape scene. Drawing on their findings concerning the groups’ responses to these showings, the authors concluded:

in general, the salience in any particular programme of ethnicity, class, or gender or a lived experience such as violence is greatest for those *most directly involved* and diminishes in importance with social distance. Having a particular experience or a particular background does significantly affect the interpretation of a given text. The four programmes screened are obviously open to various readings. However, on the evidence, *how they are read* is fundamentally affected by various socio-cultural factors and by lived experience. (Schlesinger et al. 1992: 168; emphases in original)

A slight variation on this approach can be seen in Kitzinger’s (1994) study of reactions to media representations of AIDS (see Research in focus 21.1 and Table 21.1). Her groups were made up of people in a variety of different situations. Some of these were what she calls ‘general population groups’ (for example, a team of civil engineers working on the same site), but others were made up of groups that might have a special interest in AIDS (for example, male prostitutes, intravenous drug users). However, the general point is that increasingly focus group practitioners try to discern patterns of variation by putting together groups with particular attributes or clusters of attributes.

A further issue in relation to the selection of group participants is whether to select people who are unknown to each other or to use natural groupings (for example, friends, co-workers, students on the same course). Some researchers prefer to exclude people who know each other on the grounds that pre-existing styles of interaction or status differences may contaminate the session. Not all writers accept this rule of thumb. Some prefer to select natural groups whenever possible. Kitzinger (1994; Research in focus 21.1 and Table 21.1) used groups made up of people who knew each other. The reason was that she wanted the discussions to be as natural as possible, and she felt that this quality would be enhanced through the use of members of what she calls ‘pre-existing groups’. Holbrook and Jackson (1996) report that, for their research on shopping centres, they initially tried to secure participants who did not know each other, but this strategy did not result in anybody coming forward. They then sought out participants from various clubs and social centres in the vicinity of the two North London shopping centres in which they were interested. They argue that, in view of their interest in research questions concerning shopping in relation to the construction of identity and how it relates to people’s sense of place, recruiting people who knew each other was a highly appropriate strategy.

However, opting for a strategy of recruiting people entirely from natural groups is not always feasible, because of difficulties of securing participation. Fenton et al. (1998: 121), in the context of their research on the representation of social science research (Table 21.1), report that they preferred to recruit ‘naturally occurring groups’ but that ‘this was not always achievable’. Morgan (1998a) suggests that one problem with using natural groups is that people who know each other well are likely to operate with taken-for-granted assumptions that they feel do not need to be brought to the fore. He suggests that, if it is important for the researcher to bring out such assumptions, groups of strangers are likely to work better.



Research in focus 21.4

Recruiting focus group participants

Peek and Fothergill (2009) have outlined the strategies they used in recruiting participants for focus groups studies in three North American contexts: with parents, children, and teachers in two urban day-care centres; with Muslim Americans following 9/11; and experiences of children and young people after the Hurricane Katrina flooding of New Orleans. They used three approaches:

- What they call *researcher-driven recruitment*, whereby the researcher with the support of an organization with an interest in the research uses email, letters, flyers, and telephone calls to solicit interest in participation.
- *Key informant recruitment*, which entails stakeholder organizations actively assisting in the recruitment of participants. For example, in the Hurricane Katrina study, a schoolteacher smoothed the path for the researchers to make contact with 'middle school students'.
- *Spontaneous recruitment*, which arises when individuals volunteer to participate having heard about the research through others. An example is when people see someone being interviewed and ask to join in.

Similar strategies seem to have been at work in the focus groups that formed part of the CCSE research on cultural tastes and activities (Research in focus 2.9, 21.6, and 21.7). The authors write that 'group formation involved a variety of processes of access negotiation, via community groups, businesses, professional organisations, and drew on established personal and professional networks' (Silva and Wright 2005: 3). For example, to recruit the Pakistani groups, a community centre was approached, and, to secure working-class pensioners, a church acted as a source. At the same time, relevant businesses were approached for employment- or work-related groups.

Asking questions

An issue that is close to the question of the degree of involvement on the part of the moderator is the matter of how far there should be a set of questions that must be addressed. This issue is very similar to the considerations about how unstructured an interview should be in qualitative interviewing (see Chapter 20). Some researchers prefer to use just one or two very general questions to stimulate discussion, with the moderator intervening as necessary along the lines outlined above. For example, in their research on knowledge about heart attacks, Morgan and Spanish (1985) asked participants to discuss just two topics. One topic was 'who has heart attacks and why?'; here participants were encouraged to talk about people they knew who had had attacks. The second topic was 'what causes and what prevents heart attacks?'

However, other researchers prefer to inject somewhat more structure into the organization of the focus group sessions. An example of this is the research on the viewing of violence by women by Schlesinger et al. (1992; see Table 21.1). For example, in relation to the movie *The Accused*, the reactions of the audiences were gleaned through 'guiding questions' under five main headings, the first three of which had several more specific elements.

- Initially, the participants were given the opportunity to discuss the film in terms of such issues as: perceived purpose of the film; gratifications from the film; and realism and storyline.
- The questioning then moved on to reactions to the characters such as: Sarah Tobias (the woman who is raped); the three rapists; the female lawyer; and the male lawyers.
- Participants were then asked about their reactions to scenes, such as: the rape; the female lawyer's decision to change from not supporting Sarah Tobias's case to supporting it; and the winning of the case.
- Participants were asked about their reactions to the inclusion of the rape scene.
- Finally, they were asked about how they perceived the film's value, in particular whether the fact that it is American made a difference to their reactions.

While the research by Schlesinger et al. (1992) clearly contained quite a lot of specific questions to be addressed, the questions themselves were fairly general and were designed to ensure that there was some comparability between the focus group sessions in terms of gauging participants' reactions to each of the four programmes that were shown. Moreover, there was ample opportunity

for moderators to react to points made in the course of the sessions. The authors write that ‘due allowance was made for specific issues raised within a given group’ (Schlesinger et al. 1992: 28). Moreover, the early questions were designed to generate initial reactions in a relatively open-ended way. Such a general approach to questioning, which is fairly common in focus group research, allows the researcher to navigate the channel between, on the one side, addressing the research questions and ensuring comparability between sessions, and, on the other side, allowing participants to raise issues they see as significant and in their own terms.

Clearly, there are different questioning strategies and approaches to moderating focus group sessions. Most seem to approximate to the research by Fenton et al. described in Research in focus 21.3, which lies in between the rather open-ended approach employed by Morgan and Spanish (1985) and the somewhat more structured one used by Schlesinger et al. (1992). Similarly, Macnaghten and Jacobs (1997; see Table 21.1) employed a ‘topic guide’ and grouped the topics to be covered into areas of discussion. Their middle-of-the-road approach in terms of the degree to which the questioning was structured can be seen in the following passage, in which a group of working women reveal a cynicism about governments and experts regarding the reality of environmental problems, a tendency that could also be seen in most of the other groups, which similarly preferred to rely on their own sensory experience (in this passage ‘F’ is ‘female’):

- F* They only tell us what they want us to know. And that’s just the end of that, so we are left with a fog in your brain, so you just think—what have I to worry about? I don’t know what they’re on about.
- Mod* So why do Government only tell us what they want us to hear?
- F* To keep your confidence going. (All together)
- Mod* So if someone provides an indicator which says the economy is improving you won’t believe it?
- F* They’ve been saying it for about ten years, but where? I can’t see anything!
- F* Every time there’s an election they say the economy is improving. (Macnaghten and Jacobs 1997: 18)

In this passage, we see an emphasis on the topic to be addressed but a capacity to pick up on what the group says. A rather structured approach to focus group questioning was used in a cross-national study of young Europeans’ ‘orientations to the present and future, with respect to their “careers” as partners, parents and workers’ (Smithson and Brannen 2002: 14). The countries involved were Ireland, Norway, Portugal, Sweden, and the UK. Three hundred and twelve people participated in the research, but the number of groups and the number of participants in them varied considerably by country. The somewhat more structured approach to questioning can be seen in the fact that there were nineteen topic areas, each of which had several questions. For example, for the topic of ‘jobs’:

- What do you want from a job?
- What is important when you look for a job?
- Do you think it is important to support yourself?
- How do you expect to do that (job/state/spouse/other way)?
- Do you think it is different for women and men of your age?
- Do you expect to be in paid employment in five years’ time/ten years’ time? (Brannen et al. 2002: 190)

The more structured approach to questioning that seems to have occurred with these groups may have been the result of the demands of ensuring comparability between the sessions conducted in the different nations.

There is probably no one best way, and the style of questioning and moderating is likely to be affected by various factors, such as the nature of the research topic (for example, is it one that the researcher already knows a lot about, in which case a modicum of structure is feasible) and levels of interest and/or knowledge among participants in the research (for example, a low level of participant interest may require a somewhat more structured approach). The sensitivity of the topic may be a further consideration where several open-ended questions may be needed to act as ‘ice breakers’ (see Research in focus 21.5). Whichever strategy of questioning is employed, the focus group researcher should generally be prepared to allow at least some discussion that departs from the interview guide, since such debate may provide new and unexpected insights. A more structured approach to questioning might inhibit such spontaneity, but it is unlikely to remove it altogether.



Research in focus 21.5

Questioning in a focus group

Warr's (2005) study was concerned with notions of intimacy among predominantly socio-economically disadvantaged people in New Zealand. Most of her participants were aged between 18 and 29 years. Her questioning strategy was to begin with what she calls an 'icebreaker', which entailed asking participants about a popular movie that was on release at the time. Such an opening can be useful in stimulating initial thoughts on issues of intimacy, given the frequency with which relationships are emphasized in movies. This icebreaker was followed by the following questions:

'How do you know when you've in love?' 'How do you know when someone is in love with you?' 'In getting to know people, who makes the first move?' and 'How do you learn about sex and love?' To conclude, I would request participants to imagine the future in terms of whether they expected to settle down with someone, get married, or have children. The theme list posed very broad questions for discussion so there was plenty of scope for participants to pursue the topics in undirected ways and to introduce other issues as required. (Warr 2005: 156)


This approach clearly entailed using broad questions or topics as a means of stimulating discussion.

Beginning and finishing

It is recommended that focus group sessions begin with an introduction, whereby the moderators thank people for coming and introduce themselves, the goals of the research are briefly outlined, the reasons for recording the session are given, and the format of the focus group session is sketched out. It is also important to present some of the conventions of focus group participation, such as: only one person should speak at a time (perhaps explaining the problems that occur with recordings when people speak over each other); that all data will be treated confidentially and anonymized; that the session is open, and everyone's views are important; and

the amount of time that will be taken up. During the introduction phase, focus group researchers also often ask participants to fill in forms providing basic socio-demographic information about themselves, such as age, gender, occupation, and where resident. Participants should then be encouraged to introduce themselves and to write out their first names on a card placed in front of them, so that everyone's name is known.

At the end, moderators should thank the group members for their participation and explain very briefly what will happen to the data they have supplied. If a further session is to be arranged, steps should be taken to coordinate this.



Group interaction in focus group sessions

Kitzinger (1994) has observed that reports of focus group research frequently do not take into account interaction within the group. This is surprising, because it is precisely the operation of social interaction and its forms and impact that would seem to distinguish the focus group session from the individual interview. Yet, as Kitzinger observes, very few publications based on focus group research cite or draw inferences from patterns of interaction within the group. Wilkinson reviewed

over 200 studies based on focus groups and published between 1946 and 1996. She concluded: 'Focus group data is most commonly presented as if it were one-to-one interview data, with interactions between group participants rarely reported, let alone analysed' (S. Wilkinson 1998: 112).

In the context of her research on AIDS in the mass media, Kitzinger (1994) drew attention to two types of interaction in focus groups: complementary and

argumentative interactions. The former bring out the elements of the social world that provide participants' own frameworks of understanding. The discussion in Research in focus 21.2 brings out the agreement that emerges about the differences between the natural and the social sciences in people's minds. The discussion demonstrates broad agreement between the participants concerning such issues as the lack of control and the subjective nature of interpretation. Such a view is an emergent product of the interaction, with each participant building on the preceding remark. A similar sequence can be discerned in the following passage, which is taken from Morgan and Spanish's (1985: 414) research on heart attack victims:

- No. 1 But I think maybe what we're saying here is that there's no one cause of heart attacks, there's no one type of person, there's probably umpteen different types of heart attacks and causes coming from maybe smoking, maybe obesity, maybe stress, maybe design fault, hereditary, overwork, change in life style. Any of these things in themselves could be . . .
- No. 2 And when you start putting them in combination [unclear] be speeding up on yourself.
- No. 3 Yeah, you may be really magnifying each one of these particular things.
- No. 2 Yeah, and depending on how, and in each person that magnification is different. Some people can take a little stress without doing any damage, some people can take a little smoking, a little drinking, a little obesity, without doing any damage. But you take a little of each of these and put them together and you're starting to increase the chances of damage. And any one of these that takes a magnitude leap increases the chances.

This sequence from the transcript helpfully brings out the consensus that emerges around the question of who has heart attacks and why. No. 1 summarizes several factors that have been discussed; No. 2 then introduces the possible significance of some of these factors existing in combination; No. 3 agrees about the importance of combinations of factors; and No. 2 summarizes the position of the group on the salience of combinations of factors, raising at the same time the possibility that for each person there are unique combinations of factors that may be responsible for heart attacks.

Munday (2006) suggests that the capacity of focus group research to bring out the emergence of a consensus as well as the mechanics of that consensus makes it a potent tool for research into collective identity. She gives the example of her research on social movements and in particular a focus group with members of a Women's Institute (WI). For example, she asked the group about the movie *Calendar Girls*, based on the nude calendar made by Rylestone WI members some years previously. Munday writes that she asked the question because she felt it might encourage them to discuss the traditional image of WIs as staid and stuffy. Instead, the women chose to discuss the Rylestone WI and its members, such as the impact that the calendar's notoriety had on its members. At a later stage, the following interaction ensued:

- Alice It might appeal more to the younger ones than perhaps the older members don't you think? . . . Although I suppose they were middle-aged ladies themselves.
- Jane Oh yes.
- Mar Oh yes they were yes.
- Jane They weren't slim and what have you.
- Mary Oh no no.
- Jane ()
- Mary No they were quite well . . .
- Jane They were.
- Mary Weren't they?
- Jane I mean it was very well done because you never saw anything you wouldn't want to. (Munday 2006: 100)

Munday argues that the discussion of the movie did not revolve around dispelling the traditional image of WIs, but instead on dispelling a traditional image of older women, while at the same time recognizing that the women's respectability was not compromised. Thus, a sense of collective identity surrounding gender emerged that was somewhat different from how the researcher had anticipated the discussion would develop.

However, as Kitinger (1994) suggests, arguments in focus groups can be equally revealing. She suggests that moderators can play an important role in identifying differences of opinion and exploring with participants the factors that may lie behind them. Disagreement can provide participants with the opportunity to revise their

opinions or to think more about the reasons why they hold the view that they do. By way of illustration, a passage from Schlesinger et al. (1992; see Table 21.1) is presented. The group is made up of English Afro-Caribbean women with no experience of violence. The debate is concerned with the rape scene in *The Accused* and reveals a misgiving that its inclusion may actually be exploiting sexual violence:

Speaker 1 I think . . . that they could've explained it. They could easily leave that rape scene.

Speaker 2 But it's like that other film we watched. You don't realise the full impact, like, the one we were watching, the first one [*Crimewatch*], until you've got the reconstruction.

Speaker 3 Yeah, but I think with that sort of film, it would cause more damage than it would good, I mean, if someone had been raped, would you like to have [to] sit through that again? (Schlesinger et al. 1992: 151–2)

The debate then continues to consider the significance of the scene for men:

Speaker 1 But you wouldn't miss anything, would you? What would you? All right, if you didn't watch that particular part, would you miss anything? You could still grasp it couldn't you?

Speaker 2 You could still grasp it but the enormous effect that it's had on us at the moment, it wouldn't be as drastic . . . without those.

Speaker 1 Yeah, but I'm thinking how would men see it? . . .

Speaker 3 That's what I'm saying, how would they view that scene?

Speaker 4 They couldn't believe it either, I mean, they didn't—they didn't think they were doing any wrong.

Speaker 1 Men would sit down and think, 'Well, she asked for it. She was enjoying it and look, the men around enjoyed it.' (Schlesinger et al. 1992: 152)

One factor, then, that seems to be behind the unease of some of the women about the inclusion of the vivid rape

scene is that it may be enjoyed by men, rather than being found repulsive, and that they would identify with the onlookers in the film. This account has come about because of the discussion that is stimulated by disagreement within the group and allows a rounded account of women's reactions to the scene to be forged. As Kitziinger (1994) argues, drawing attention to patterns of interaction within focus groups allows the researcher to determine how group participants view the issues with which they are confronted in their own terms. The posing of questions by and agreement and disagreement among participants helps to bring out their own stances on these issues. The resolution of disagreements also helps to force participants to express the grounds on which they hold particular views.

As Warr's (2005) research on intimacy found, focus groups frequently reveal a mixture of agreement and disagreement among participants (see Table 21.1 and Research in focus 21.5 for more on this research as well as Research in focus 21.6 for an example of a disagreement in a focus group). This feature allows the researcher to draw out the tensions associated with people's private beliefs in relation to wider public debates and expectations. This was of particular significance for Warr's interest in intimacy, because of the difficulties involved in resolving disagreements about what is and is not appropriate in matters of love and sex. Warr argues that focusing on areas of agreement and disagreement in focus groups can be a useful starting point for the interpretation and analysis of the qualitative data that derive from them.

While interaction and disagreements represent distinctive features of the focus group compared to individual interviews in qualitative research, it is also the case that they add a layer of complexity to the analysis of the ensuing qualitative data. Most of the principles and approaches that will be identified in Chapter 24 can and should be usefully followed. In addition, Barbour (2007) recommends seeking out patterns within focus group data—for example, showing how particular interpretations are associated with individuals in different positions or with certain social characteristics. This might involve seeking out intra-group or inter-group patterns, depending on whether each group is made up of similar individuals or different ones or a mixture of both.

Morgan (2010) has argued that focus group data that emphasize group interaction are not necessarily superior to those that do not. This is clearly a different position from that proposed by Kitziinger (1994). He argues that it all depends on what the researcher wishes to demonstrate. Sometimes, quoting what individuals have said



Research in focus 21.6

Disagreement in a focus group

In the following extract, three focus group participants engage in a discussion with no intervention or involvement on the part of the moderator, David, after his initial question. The participants are discussing Tupac Shakur, a rap singer.

David Who would be more kind of modern artists you would listen to . . . ?

Yousuf Tupac. Tupac Shakur. I'm not into that Hindi or nothing. R&B and Hip Hop unless you recommend to me it like to me it's Tupac.

Moin I think Tupac, the way he sings his songs and jumps around is a thug and I don't really appreciate him.

Kamran Who?

Moin Tupac Shakur, Machiavelli he calls himself. You see a lot of women jumping up and down, flashy cars, he is singing about his life experience, no that doesn't do anything for me. I would rather listen to some Bollywood songs. (Silva and Wright 2005: 10)

On the face of it, this exchange from a focus group of Pakistani working-class participants may seem unexceptional, but Silva and Wright report that Yousuf played very little further part in the session after the suggestion that he proffered had been undermined by Moin and to some extent by Kamran claiming not to have heard of Tupac. This is one of the risks of focus groups—namely, that, although they can capitalize on diversity of perspectives, sometimes disagreement may be difficult to deal with and may be offputting to some participants. Should the moderator, David, have intervened to quell the disagreement? Probably not: disagreements about taste are common in everyday life, and he could not really have anticipated Yousuf's unusual response.

can be more effective than passages of interaction, if what the researcher wants to show is an often repeated position. Quoting sequences of interaction might be less effective in making the point and also uses up far more words, which may be a consideration when there is a tight word limit. One situation that he refers to as almost

always warranting emphasizing interaction is when a new topic is introduced and this very rapidly stimulates a series of responses from a variety of focus group participants. The emerging consensus or dispute in this situation is clearly very significant to participants and warrants being quoted in detail.



Limitations of focus groups

Focus groups clearly have considerable potential for research questions in which the processes through which meaning is jointly constructed is likely to be of particular interest. Indeed, it may be that, even when this is not a prominent emphasis, the use of the focus group method may be appropriate and even advantageous, since it allows participants' perspectives—an important feature

of much qualitative research (see Chapter 17)—to be revealed in ways that are different from individual interviews (for example, through discussion, participants' questions, arguments, and so on). It also offers considerable potential for feminist researchers. What, then, might be its chief limitations?



Student experience

The challenges of focus groups

For her research around the topic of childhood obesity with mothers of young children, Samantha Vandermark conducted two focus groups of six people per group. She clearly found moderating the groups challenging:

Organisation of the focus groups was a primary difficulty, not only in terms of getting the right demographic for my samples but getting all of the mothers in one place at one time to conduct the focus group. My skills as an interviewer and moderator were tested as the mothers often tended to lose focus on the questions and shift conversation onto broader topics; I had to ensure that I used my initiative to adapt the questions according to the flow of conversation, keeping the questions relevant and the respondents interested.

This experience demonstrates that it is important to remain very active in a focus group session so that you do not lose control over the proceedings.



To read more about Samantha's research experiences, go to the Online Resource Centre that accompanies this book at: www.oxfordtextbooks.co.uk/orc/brymansrm4e/

- The researcher probably has less control over proceedings than with the individual interview. As we have seen, by no means all writers on focus groups perceive this as a disadvantage, and indeed feminist researchers often see it as an advantage. Kamberelis and Dimitriadis (2005) note that there is a tradition among some focus group researchers to value the method because it provides greater opportunity than most other methods for research participants to have some 'ownership' of the interview and the research process more generally. However, the question of control raises issues for researchers of how far they can allow a focus group to 'take over' the running of proceedings. There is clearly a delicate balance to be taken into account over how involved moderators should be and how far a set of prompts or questions should influence the conduct of a focus group, as some of the earlier discussions have suggested. What is not clear is the degree to which it is appropriate to surrender control of a focus group to its participants, especially when there is a reasonably explicit set of research questions to be answered, as is commonly the case, for example, in funded research.
- The data are difficult to analyse. A huge amount of data can be very quickly produced. Developing a strategy of analysis that incorporates both themes in what people say and patterns of interaction is not easy. Also, as previously pointed out, focus group recordings are particularly prone to inaudible elements, which affects transcription. However, studies like those of Morgan and Spanish (1985) and Kitzinger (1994) demonstrate that the examination of group interaction can be used to show how issues of thematic interest arise in the course of discussion.
- They are difficult to organize. Not only do you have to secure the agreement of people to participate in your study; you also need to persuade them to turn up at a particular time. Small payments, such as book or store tokens, are sometimes made to induce participation, but nonetheless it is common for people not to turn up. As a result, it is a common practice in focus group circles to over-recruit for each session on the grounds that at least one or two people will not turn up.
- The recordings are probably more time-consuming to transcribe than equivalent recordings of individual interviews, because of variations in voice pitch and the need to take account of who says what. For example, Bloor et al. (2001) suggest that a focus group session lasting one hour can take up to eight hours to transcribe, which is somewhat longer than would be likely in connection with an equivalent personal interview.
- There are problems with focus groups that are not encountered in individual interviews, most notably the tendency for two or more participants to speak at the same time. It is usually very difficult and often impossible to make sense of and therefore transcribe the portions of recordings where this has occurred. Of course, moderators can ask participants not to speak at the same time, but in my experience it is difficult to prevent this from occurring in spite of constant warnings (see Research in focus 21.7 for an example).
- There are possible problems of group effects. This includes the obvious problem of dealing with reticent



Research in focus 21.7

Speaking at the same time in a focus group

Like Research in focus 21.6, this extract is taken from one of the twenty-five focus groups that were part of the CCSE project (see Research in focus 2.9). This is a group of unskilled and semi-skilled workers discussing museum visiting:

[All talking at once]

Stephanie Please, please, I know I'm being like a schoolteacher . . .

Bill No, no, we're all ears 'Miss'!

[General laughter]

Stephanie Will you all shut up!

Tel I don't think I would go to the [museum] in Swansea because it wouldn't be as good as the one in London. And please 'Miss' I need to piss.

Stephanie All right then but no running in the corridors and make sure you wash your hands afterwards.

[General laughter] (Silva and Wright 2005: 7)

The moderator, Stephanie, has clearly had problems stopping this group talking at the same time. She very cleverly turns it into a joke by likening herself to a schoolteacher, even telling them to shut up. The group seems to enter into the spirit of the joke but whether she was able to stop participants from talking over each other, thereby making audio-recording more or less impossible, is another question.

speakers and with those who hog the stage! In this respect, they are a bit like tutorials. Krueger (1998: 59) suggests in relation to the problem of overly prominent participants that the moderator should make clear to the speaker and other group participants that other people's views are definitely required; for example, he suggests saying something like 'That's one point of view. Does anyone have another point of view?' As for those who do not speak very much, it is recommended that they are actively encouraged to say something. Also, as the well-known Asch experiments showed, an emerging group view may mean that a perfectly legitimate perspective held by just one individual may be suppressed (Asch 1951). There is also evidence that, as a group comes to share a certain point of view, group members come to think uncritically about it and to develop almost irrational attachments to it (Janis 1982). It is not known how far such group effects have an adverse impact on focus group findings, but it is clear that they cannot be entirely ignored. In this context, it would be interesting to know how far agreement among focus group participants is more frequently encountered than disagreement (I have a hunch that it is), since the effects to which both Asch and Janis referred would lead us to expect more agreement than disagreement in focus group discussions.

- Related to this last issue is the fact that, in group contexts, participants may be more prone to expressing culturally expected views than in individual interviews. Morgan (2002) cites the case of a study in which group interviews with boys discussing relationships with girls were compared with individual interviews with them on the same topic. In the latter they expressed a degree of sensitivity that was not present in the group context, where more macho views tended to be forthcoming. This suggests that, in the group interviews, the boys were seeking to impress others and were being influenced by the norms of their peer group. However, this does not render the group interview data questionable, because it may be precisely the gulf between privately and publicly held views that is of interest.
- Madriz (2000) proposes that there are circumstances when focus groups may not be appropriate, because of their potential for causing discomfort among participants. When such discomfort might arise, individual interviews are likely to be preferable. Situations in which unease might be occasioned are: when intimate details of private lives need to be revealed; when participants may not be comfortable in each other's presence (for example, bringing together people in a hierarchical relationship to each other); and when participants are likely to disagree profoundly with each other.



Checklist

Issues to consider for your focus group

- Have you devised a clear and comprehensive way of introducing the research to participants?
- Do the questions or topics you have devised allow you to answer all your research questions?
- Have you piloted the guide with some appropriate respondents?
- Have you devised a strategy for encouraging respondents to turn up for the focus group meeting?
- Have you thought about what you will do if some participants do not turn up for the session?
- Have you ensured that sessions will allow novel or unexpected themes and issues to arise?
- Is your language in the questions clear and comprehensible?
- Are your questions relevant to the people who are participating in the focus groups?
- Have your questions been designed to elicit reflective discussions so that participants are not tempted to answer in 'yes' or 'no' terms?
- Have your questions been designed to encourage group interaction and discussion?
- Do your questions offer a real prospect of seeing the world from your interviewees' point of view rather than imposing your own frame of reference on them?
- Are you familiar with the setting(s) in which the session will take place?
- Are you thoroughly familiar with and have you tested your recording or audio-visual equipment?
- Have you thought about how you will present yourself in the session, such as how you will be dressed?
- Have you devised a strategy for dealing with silences?
- Have you devised a strategy for dealing with participants who are reluctant to speak?
- Have you devised a strategy for dealing with participants who speak too much and hog the discussion?
- Do you have a strategy for how far you are going to intervene in the focus group discussion?
- Do you have a strategy for dealing with the focus group if the discussion goes off in a tangent?
- Have you tested out any aids that you are going to present to focus group participants (for example, visual aids, segments of film, case studies)?



Key points

- The focus group is a group interview that is concerned with exploring a certain topic.
- The moderator generally tries to provide a relatively free rein to the discussion. However, there may be contexts in which it is necessary to ask fairly specific questions, especially when cross-group comparability is an issue.
- There is concern with the joint production of meaning among focus group participants.
- Focus group discussions need to be recorded and transcribed.
- There are several issues concerning the recruitment of focus group participants—in particular, whether to use natural groupings and whether to employ stratifying criteria.

- Group interaction is an important component of discussions.
- Some writers view focus groups as well suited to a feminist standpoint.



Questions for review

- Why might it be useful to distinguish between a focus group and a group interview?

Uses of focus groups

- What advantages might the focus group method offer in contrast to an individual qualitative interview?
- Evaluate the argument that the focus group can be viewed as a feminist method.

Conducting focus groups

- How involved should the moderator be?
- Why is it necessary to record and transcribe focus group sessions?
- Are there any circumstances in which it might be a good idea to select participants who know each other?
- What might be the advantages and disadvantages of using an interview guide in focus group sessions?

Group interaction in focus group sessions

- Why might it be important to treat group interaction as an important issue when analysing focus group data?

Limitations of focus groups

- Does the potential for the loss of control over proceedings and for group effects damage the potential utility of the focus group as a method?
 - How far do the greater problems of transcription and difficulty of analysis undermine the potential of focus groups?
 - To what extent are focus groups a naturalistic approach to data collection?
-



Online Resource Centre

www.oxfordtextbooks.co.uk/orc/brymansrm4e/


Visit the Online Resource Centre that accompanies this book to enrich your understanding of focus groups. Consult web links, test yourself using multiple choice questions, and gain further guidance and inspiration from the Student Researcher's Toolkit.

22

Language in qualitative research

Chapter outline

Introduction	522
Conversation analysis	522
Assumptions of conversation analysis	523
Transcription and attention to detail	525
Some basic tools of conversation analysis	525
Overview	527
Discourse analysis	528
Uncovering interpretative repertoires	531
Producing facts	533
Critical discourse analysis	536
Overview	538
<i>Key points</i>	540
<i>Questions for review</i>	540





Chapter guide

This chapter is concerned with two approaches to the examination of language: conversation analysis and discourse analysis. For the practitioners of both approaches, language is an object of interest in its own right and not simply a resource through which research participants communicate with researchers. The chapter explores:

- the roots of conversation analysis in ethnomethodology;
- some of its rules and principles;
- the assumptions of discourse analysis;
- some of its analytic strategies;
- points of difference between the two approaches.

Introduction

Language is bound to be of importance for social researchers. It is, after all, through language that we ask people questions in interviews and through which the questions are answered. Understanding language categories has been an important component of research involving participant observation, because knowing how words are used and the meanings of specific terms in the local vernacular (often called ‘argot’) is frequently viewed as crucial to an appreciation of how the social world being studied is viewed by its members.

In this chapter, however, two approaches will be examined that treat language as their central focal points. They are called **conversation analysis** (CA) and **discourse analysis** (DA). What is crucial about these

approaches is that, unlike traditional views of the role of language in social research, they treat language as a topic rather than as a resource (admittedly a clichéd phrase). This means that language is treated as significantly more than a medium through which the business of social research is conducted (such as asking questions in interviews). It becomes a focus of attention in its own right. While CA and DA do not exhaust the range of possibilities for studying language as a topic, they do represent two of the most prominent approaches. Each has developed a technical vocabulary and set of techniques. This chapter will outline some of the basic elements of each of them and draw attention to some contrasting features.



Conversation analysis

Conversation analysis (CA) is the fine-grained analysis of talk as it occurs in interaction in naturally occurring situations. The talk is recorded and transcribed so that the detailed analyses can be carried out. These analyses are concerned with uncovering the underlying structures of talk in interaction and as such with the achievement of order through interaction. The roots of CA lie in **ethnomethodology**, a sociological position developed in the USA under the general tutelage of Harold Garfinkel and Harvey Sacks, though it is the latter with whom CA is most associated. Ethnomethodology takes as its basic

focus of attention ‘practical, common-sense reasoning’ in everyday life and as such is fundamentally concerned with the notion of social life as an accomplishment. Social order is seen not as a pre-existing force constraining individual action, but as something that is worked at and accomplished through interaction. Contrary to what its name implies, ethnomethodology is *not* a research methodology; it is the study of the methods employed in everyday life through which social order is accomplished. As Garfinkel (1967: p. vii) put it in his inimitable style:

in contrast to certain versions of Durkheim that teach that the objective reality of social facts is sociology's fundamental principle, the lesson is taken instead, and used as a study policy, that the objective reality of social facts *as* an ongoing accomplishment of the concerted activities of daily life, with the ordinary, artful ways of that accomplishment being by members known, used, and taken for granted, is, for members doing sociology, a fundamental phenomenon.

Two ideas are particularly central to ethnomethodology and find clear expression in CA: indexicality and reflexivity. The former means that the meaning of an act, which in CA essentially means spoken words or utterances including pauses and sounds, depends upon the context in which it is used. Reflexivity means that spoken words are constitutive of the social world in which they are located; in other words, the principle of reflexivity in ethnomethodology means that talk is not a 'mere' representation of the social world, so that it does much more than just stand for something else. In these ways, ethnomethodology fits fairly squarely with two aspects of qualitative research—the predilection for a contextual understanding of action (see Chapter 17) and an ontological position associated with constructionism (see Chapter 2).

In the years following its initial introduction into sociology, ethnomethodological research split into two camps. One entailed drawing on traditional social research methods, albeit in perhaps a somewhat altered form, and on ethnography in particular (e.g. Cicourel 1968). The other, which is mainly associated with Sacks and his co-workers (e.g. Sacks et al. 1974), sought to conduct fine-grained analyses of talk in naturally occurring situations. Moreover, it is not just talk in itself that is the object of interest but talk as it occurs in and through social interaction. CA concerns itself with the organization of such talk in the context of interaction. In order to conduct such investigations, a premium was placed on the recording of naturally occurring conversations and their transcription for the purpose of intensive analysis of the sequences of interaction revealed in the subsequent transcripts. As such, CA is a multifaceted approach—part theory, part method of data acquisition, part method of analysis. The predilection for the analysis of talk gleaned from naturally occurring situations suggests that CA chimes with another preoccupation among qualitative researchers—namely, a commitment to naturalism (see Key concept 3.4).

As the above definition and discussion of CA suggest, CA takes from ethnomethodology a concern with the production of social order through and in the course of social interaction but takes conversation as the basic form through which that social order is achieved. The element of indexicality is also evident, in that practitioners of CA argue that the meaning of words is contextually grounded, while the commitment to reflexivity is revealed in the view that talk is constitutive of the social context in which it occurs.

Conversation analysts have developed a variety of procedures for the study of talk in interaction. Psathas (1995: 1) has described them as 'rigorous, systematic procedures' that can 'provide reproducible results'. Such a framework smacks of the commitment to the codification of procedures that generate valid, reliable, and replicable findings that are a feature of quantitative research. It is not surprising, therefore, that CA is sometimes described as having a positivist orientation. Thus, a cluster of features that are broadly in tune with qualitative research (contextual, naturalistic, studying the social world in its own terms and without prior theoretical commitments) are married to traits that are resonant of quantitative research. However, the emphasis on context in CA is somewhat at variance with the way in which contextual understanding is normally conceptualized in qualitative research. For CA practitioners, context refers to the specific here-and-now context of immediately preceding talk, whereas for most qualitative researchers it has a much wider set of resonances, which has to do with an appreciation of such things as the culture of the group within which action occurs. In other words, for most qualitative researchers action is to be understood in terms of the values, beliefs, and typical modes of behaviour of that group. This is precisely the kind of attribution from which CA practitioners are keen to refrain. It is no wonder, therefore, that writers like Silverman (1993) find it difficult to fit CA into broad descriptions of the nature of qualitative research.

Assumptions of conversation analysis

An initial route into CA often begins with the analyst noticing something significant in or striking about the way that a speaker says something. This recognition then generates an emphasis on what that turn of phrase or whatever might be 'doing'—that is, what functions it serves. Clayman and Gill (2004) give the example, which was first noticed by Harvey Sacks, of the way in which children often begin a question by saying 'You know what, daddy [or whoever]?' when among adults. Their

question invariably produces the reply ‘What?’ and thereby allows the child to find a slot in a sequence of conversation or to inaugurate such a sequence. The use of this strategy reflects children’s desire to insinuate themselves in conversations as legitimate participants

and indeed to be able to initiate sequences of the talk.

Once such a focus has been identified, conversation analysts typically follow certain basic assumptions. Heritage (1984, 1987) has proposed three such assumptions:



Research in focus 22.1

Conversation analysis in action showing a question and answer adjacency pair

Silverman (1994: 72) provides the following extract from a conversation between an HIV counsellor (C) at a clinic and a patient (P) (note that this extract includes notation, which is explained in the section on ‘Transcription and attention to detail’ below):

1. C Can I just briefly ask why: you thought about having
2. an HIV test done:
3. P .hh We:ll I mean it’s something that you have these
4. I mean that you have to think about these da: ys, and
5. I just uh: m felt (0.8) you—you have had sex with
6. several people and you just don’t want to go on (.)
7. not knowing.



Tips and skills

Basic notational symbols in Conversation Analysis

.hh	h’s preceded by a dot indicate an intake of breath. If no dot is present, it means breathing out.
We:ll	A colon indicates that the sound that occurs directly before the colon is prolonged. More than one colon means further prolongation (e.g. :: :).
(0.8)	A figure in parentheses indicates the length of a period of silence, usually measured in tenths of one second. Thus, (0.8) signals eight-tenths of a second of silence.
<u>you</u> and <u>k</u> nowing	An underline indicates an emphasis in the speaker’s talk.
(.)	Indicates a very slight pause.
↑↓	Indicates a change of pitch in an upwards (↑) or downwards (↓) direction.

A full list of CA notation can be found at:

www.liso.ucsb.edu/Jefferson/Transcript.pdf (accessed 27 January 2011).

1. *Talk is structured.* Talk comprises invariant patterns—that is, it is structured. Participants are implicitly aware of the rules that underpin these patterns. As a result, conversation analysts eschew attempts to infer the motivations of speakers from what they say or to

ascribe their talk to personal characteristics. Such information is unnecessary, since the conversation analyst is oriented to the underlying structures of action, as revealed in talk.

2. *Talk is forged contextually.* Action is revealed in talk and as such talk must be analysed in terms of its context. This means that we must seek to understand what someone says in terms of the talk that has preceded it and that therefore talk is viewed as exhibiting patterned sequences.
3. *Analysis is grounded in data.* Conversation analysts shun prior theoretical schemes and instead argue that characteristics of talk and of the constitutive nature of social order in each empirical instance must be induced out of data.

Heritage (1987: 258) has written: 'it is assumed that social actions work *in detail* and hence that the specific details of interaction cannot simply be ignored as insignificant without damaging the prospects for coherent and effective analyses.' This assumption represents a manifesto for the emphasis on fine-grained details (including length of pauses, prolongation of sounds, and so on) that is the hallmark of CA.

Transcription and attention to detail

As the third of the three assumptions associated with CA indicates, the approach requires the analyst to produce detailed transcripts of natural conversation. Consider the portion of transcript in Research in focus 22.1, which contains some of the basic notational symbols employed in CA (see Tips and skills 'Basic notational symbols in Conversation Analysis' for an explanation of some of these).

The attention to detail in the sequence in Research in focus 22.1 is very striking and represents a clear difference from the way in which talk is normally treated by social researchers—for example, in their transcription conventions when analysing qualitative interviews. But what is significant in this sequence of talk?

Silverman (1994) draws two main inferences from the sequence in Research in focus 22.1. First, *P* initially tries to deflect any suggestion that there might be a special reason that she needs a test. As a result, the disclosure that she has been engaging in potentially risky behaviour

is delayed. Second, *P*'s use of 'you' depersonalizes her behaviour. Silverman (1994: 75) argues that sequences like these show how 'people receiving HIV counselling skilfully manage their talk about delicate topics'. The hesitations are designed by patients to establish that issues like these are not the subject of normal conversation; the rather general replies to questions are meant to indicate that the speaker is not the kind of person who will immediately launch into a discussion about difficult sexual matters with a stranger. Silverman (1994: 76) suggests that the notion that the hesitancy and depersonalization on the part of *P* is to do with her embarrassment about talking about sex is 'severely limited' and that instead we find that 'the production and management of delicate topics is skilfully and co-operatively organized between professionals and clients'.

This analysis shows how attention to fine details is an essential ingredient of CA work. Pauses and emphases are not to be regarded as incidental or of little significance in terms of what the speaker is trying to achieve; instead, they are part of 'the specific details of interaction [that] cannot simply be ignored as insignificant', as Heritage put it in the quotation above.

Some basic tools of conversation analysis

The gradual accumulation of detailed analyses of talk in interaction has resulted in a recognition that there are recurring features of the ways in which that talk is organized. These features can be regarded as tools that can be applied to sequences of conversation. The following tools are presented merely to provide a flavour of the ways in which CA proceeds.

Turn-taking

One of the most basic ideas in CA is the notion that one of the ways in which order is achieved in everyday conversation is through **turn-taking**. This is a particularly important tool of conversation analysis, because it illustrates that talk depends on shared codes. If such codes did not exist, there would not be smooth transitions



Tips and skills

Don't collect too much data

If you are doing a project based on CA, do not be tempted to collect too much data. The real work of CA goes into the painstaking analysis that its underlying theoretical stance requires. It may be that just one or two portions of transcribed text will allow you to address your research questions using the technique.

in conversation. In other words, there must be codes for indicating the ends of utterances.

Hutchby and Wooffitt (1998: 47) summarize this model as indicating that: '(1) turn-taking occurs; (2) one speaker tends to talk at a time; and (3) turns are taken with as little gap or overlap between them as possible'. This is not to say that turn-taking 'errors' do not occur. They manifestly do, as the discussion of *repair mechanisms* below suggests. One of the ways in which turn-taking is revealed is through the examination of **adjacency pairs**, which are the focus of the next section.

Adjacency pairs

The idea of the adjacency pair draws attention to the well-attested tendency for some kinds of activity as revealed in talk to involve two linked phases: a question followed by an answer, as in Research in focus 22.1; an invitation followed by a response (accept/decline); or a greeting followed by a returned greeting. The first phase invariably implies that the other part of the adjacency pair will be forthcoming—for example, that an invitation will be responded to. The second phase is of interest to the conversation analyst not just because it becomes a springboard for a response in its own right but because compliance with the putative normative structure of the pairing indicates an appreciation of how one is supposed to respond to the initial phase. In this way, 'intersubjective understandings' are continuously reinforced (Heritage 1987: 259–60). This is not to imply that the second phase will *always* follow the first; indeed, the response to a failure to comply with the expected response has itself been the focus of attention by conversation analysts.

Preference organization

While it is true to say that the second phase in an adjacency pair is always anticipated, some responses are clearly preferential to others. An example is that, when an invitation or a request is proffered, acceptance does not have to be justified, whereas a refusal does have to be justified. A further example is that, when an attempt to be self-deprecating is provided, it will be met with disagreement rather than agreement. In each case, the former (acceptance, disagreement) is the *preferred response* and the latter (refusal, agreement) is the *dispreferred response*. Therefore, the preference structure is discovered by the conversation analyst through the response to an initial statement.

Speakers' awareness of the preference organization of such pairings has implications for the structure of a conversation. For example, Potter (1996: 59) contrasts a sequence in which an offer is met with a straightforward preferred response of acceptance—'thank you'—with the sequence in Research in focus 22.2, in which an invitation is declined (the dispreferred response).

Potter argues that this kind of response by A is fairly typical of acceptance rejections, which are, of course, dispreferred responses. Potter draws attention to several features that contrast strikingly with the unequivocal 'thank you' associated with the case of acceptance. For example, A delays the start of his or her response and fills it with 'hehh'. Also, the rejection is 'softened' by A saying that he or she does not 'think' he or she can make it and is accompanied by an explanation for failing to provide the preferred response. Moreover, Potter follows the admonition not to make inferences about speakers' motivations by observing that the notion of a preference



Research in focus 22.2

Conversation analysis in action: a dispreferred response

1. B: Uh if you'd care to come over and visit a little while
2. this morning I'll give you a cup of coffee.
3. A: hehh
4. Well
5. that's awfully sweet of you,
6. I don't think I can make it this morning. hh uhm
7. I'm running an ad in the paper and—and uh I have to
8. stay near the phone (Atkinson and Drew 1979: 58; quoted in Potter 1996: 59)

structure is a feature of the talk not the motivations of the participants. After all, *A* may actually have preferred to accept the invitation but was prevented from doing so by a prior commitment. The key point is that the participants recognize the preference structure of this kind of adjacency pairing, and this affects the form of their response (that is, hesitancy, acknowledgement of the invitation, and providing an explanation) in the case of declining the offer or an unelaborated (or barely elaborated) response in the case of acceptance.

Accounts

A feature of the sequence in Research in focus 22.2 is that from line 7 onwards *A* formulates an account of why it is that the invitation cannot be accepted. As Potter observes, the account does two things: it establishes a reason for declining the invitation and depicts *A* as constrained by circumstances. The important feature to note in the treatment of accounts in CA is that they are analysed in context—that is, the form that they assume is handled as being occasioned by what precedes it (an invitation). Unlike the traditional view of accounts in sociology, a CA view of *A*'s account is to stress the importance of depicting it as allowing the invitation to be construed in a positive light even though it cannot be accepted, thereby allowing the relationship between the two parties not to be jeopardized. Moreover, in CA, accounts are not unusual phenomena to be deployed when things go wrong but are intrinsic to talk in a variety of situations. What is also striking about this sequence as an account is that it is in essence simply a description of a state of affairs (having an advertisement in the paper and as a result needing to stay close to the telephone in case there are calls). The factual nature of the account further allows the relationship between the two parties to be unharmed by *A*'s dispreferred response.

Repair mechanisms

Of course, things do go wrong in conversations, as occurs when turn-taking conventions are not followed so that there is overlapping of people talking. Silverman (1993: 132) notes several repair mechanisms, such as:

- when someone starts to speak before someone else has finished, the initial speaker stops talking before completing his or her turn;
- when a turn transfer does not occur at an appropriate point (for example, when someone does not respond to a question), the speaker may speak again, perhaps reinforcing the need for the other person to speak (for example, by reinforcing the question).

The crucial point to note about such repair mechanisms is that they allow the rules of turn-taking to be maintained in spite of the fact that they have been breached.

Overview


This review of CA can only scratch the surface of an approach that has developed a highly sophisticated way of studying talk in interaction. It has sometimes been suggested that it fails to capture body movements, but in recent times the use of video recordings has supplemented its tool kit of methods (e.g. Heath et al. 2010). Also, there has been a growing use of CA in connection with the examination of talk in institutional settings such as organizations and mediation sessions. CA can sometimes look as though its practitioners take an arbitrary piece of talk and theorize about it or that they 'cherry-pick' a sequence to fit a point they wish to make. However, as Wilkinson and Kitzinger (2008) make clear, there are several steps involved in the process: becoming aware of a feature of conversations that appears striking; bringing together possible exemplars of that conversational feature; uncovering the most striking of these exemplars; subjecting the clearest examples to a detailed analysis; examining those cases that are less clear; and conducting an analysis of deviant conversational cases. In other words, the examples of talk that appear in a publication based on CA and the points made about them are actually the end point of a rigorous process of analysis.

The insistence of conversation analysts that it is important to locate understanding in terms of sequences of talk, and therefore to avoid making extraneous inferences about the meanings of that talk, marks CA as representing a somewhat different approach from much qualitative research. As we have seen in previous chapters, qualitative researchers often claim (perhaps erroneously from the perspective of CA) that they seek to achieve understanding from the perspective of those being studied. Conversation analysts claim to do this only in so far as that understanding can be revealed in the specific contexts of talk. To import elements that are not specifically grounded in the here and now of what has just been said during a conversation risks the implanting of understanding that is not grounded in participants' own terms (Schegloff 1997).

Two points seem relevant here. First, this is a somewhat limiting stance, in that it means that the attribution of motives and meanings as a result of an in-depth understanding of a culture is illegitimate. While an interpretative understanding of social action carries the risk of misunderstanding, an approach that prohibits such

speculation is potentially restrictive. Second, CA is contextual in that it locates understanding in the sequences of talk. However, for the participants of an exchange, much of their talk is informed by their mutual knowledge of contexts. The analyst is restricted from taking those additional components of the context into account if they are not specifically part of the organization of talk. Again, this admonition seems to restrict the analyst more than is

desirable in many circumstances and to consign CA to a range of research questions that are amenable solely to the location of meaning in talk alone. On the other hand, CA reduces the risk about making unwarranted speculations about what is happening in social interaction and has contributed much to our understanding of the accomplishment of social order, which is one of the classic concerns of social theory.



Discourse analysis

Unlike CA, DA is an approach to language that can be applied to forms of communication other than talk. As such, it can be and has been applied to forms like texts, such as newspaper articles, and is in this respect more flexible than CA. Moreover, in DA there is much less of an emphasis on naturally occurring talk, so that talk in research interviews can be a legitimate target for analysis. However, DA should not be treated totally in opposition or contradistinction to CA, since it incorporates insights from it. In addition, DA incorporates insights from the work of continental philosophers like Michel Foucault (1926–84), for whom discourse was a term that denoted the way in which a particular set of linguistic categories relating to an object and the ways of depicting it frame the way we comprehend that object. The discourse forms a version of it. Moreover, the version of an object comes to *constitute* it. For example, a certain discourse concerning mental illness comes to make up our concepts of what mentally ill persons are like, the nature of their illness, how they should be treated, and who is legitimately entitled to treat them. The discourse then becomes a

framework for the justification for the power of practitioners concerned with the mentally ill and for their treatment regimes. In this way, a discourse is much more than language as such: it is constitutive of the social world that is a focus of interest or concern. Foucault's approach was to take a broad-brush historical approach to the study of discourse. Discourse analysts, in integrating insights from CA, results in a much more fine-grained analysis of talk and texts than was a feature of Foucault's approach.

Unlike CA, which by and large reveals a uniformity based on an orthodoxy associated with certain classic statements concerning its core practices (e.g. Sacks et al. 1974), there are several different approaches that are labelled as DA (Potter 1997). The version to be discussed in this section is one that has been of special interest to social researchers and is associated with such writers as Gilbert and Mulkey (1984); Potter and Wetherell (1987, 1994); Billig (1992), and Potter (1997). This version of DA (see Key concept 22.1) has been described as exhibiting two distinctive features at the level of **epistemology** and **ontology** (Potter 1997).



Key concept 22.1 What is discourse analysis?

There is no one version of discourse analysis (DA). The version described in the main body of this section is one that has been of particular interest to social scientists and that can be applied to both naturally occurring and contrived forms of talk and to texts. According to Potter (1997: 146), DA 'emphasizes the way versions of the world, of society, events and inner psychological worlds are produced in discourse'. Language is depicted in discourse analysis as constituting or producing the social world; it is not simply a means of understanding that world, as it is in most quantitative and qualitative research methods.

In the next section, a variant of discourse analysis—**critical discourse analysis**—will be discussed. Critical discourse analysis, which is very influenced by the work of Michel Foucault, seeks to link language and its modes of use to the significance of power and social difference in society.

1. It is *anti-realist*; in other words, it denies that there is an external reality awaiting a definitive portrayal by the researcher and it therefore disavows the notion that any researcher can arrive at a privileged account of the aspect of the social world being investigated. Some discourse analysts, however, adopt a stance that is closer to a realist position, but most seem to be anti-realist in orientation.
2. It is *constructionist*; in other words, the emphasis is placed on the versions of reality propounded by members of the social setting being investigated and on the fashioning of that reality through their renditions of it (see Key concept 2.6). More specifically, the constructionist emphasis implies a recognition that discourse entails a selection from many viable renditions and that in the process a particular depiction of reality is built up.

Thus, discourse is not simply a neutral device for imparting meaning. People seek to accomplish things when they talk or when they write; DA is concerned with the strategies they employ in trying to create different kinds of effect. This version of DA is therefore action-oriented—that is, a way of getting things done. This is revealed in three basic discourse-analytic questions:

1. What is this discourse doing?
2. How is this discourse constructed to make this happen?
3. What resources are available to perform this activity? (Potter 2004: 609)

Research questions in DA tend to be fairly open-ended at least initially and then narrowed down. Writing about their research on mealtimes among families and how food was discursively constructed during and in relation to those occasions, Wiggins and Potter (2008) say that, following initial scrutiny of transcripts, they decided to focus on evaluation during mealtimes, such as:

1. (0.8)
 2. Simon: mm↑mm: (0.2) that's
 3. ↑lovely
 4. (0.6)
- (Wiggins and Potter 2008: 84)

This narrowed focus led them to be guided by research questions such as: 'how are food evaluations used by

speakers in mealtime interaction?' and 'what are the different forms of food evaluations and what actions are they involved with?' (Wiggins and Potter 2008: 80).

The action orientation of DA (what is the discourse doing?) is usefully revealed in a study of the first few moments of telephone calls to a National Society for the Prevention of Cruelty to Children (NSPCC) helpline. Through an analysis of these call openings, Potter and Hepburn (2004) show that these first few moments perform certain actions:

- They are the springboard for the caller specifying the details of his or her concerns.
- They seek to establish that the child protection officer who receives the call is someone who, as an expert, can verify the caller's concerns.
- The caller makes it clear that he or she is concerned but not so concerned or certain about the status of the situation as to contact the police.
- The child protection officer is able to treat the report as serious without having to presuppose the truth or seriousness of the report.

Thus, through an analysis of these brief moments of conversation, the flow of discourse achieves a number of objectives for both parties and is therefore action. Similarly, Wiggins and Potter (2008) note that the 'mmm' that appears in the brief sequence of four lines in the context of their research on mealtimes appeared quite frequently in their transcripts. They depict these 'mmm's as: expressions of gustatory delight that occur within sequences of verbal interaction; as evaluations of food that occur within verbal interaction; and as expressions of embodiment within verbal interaction. In other words, the simple and recurring 'mmm' accomplishes several tasks within verbal interaction.

In addition, DA shares with CA a preference for locating contextual understanding in terms of the situational specifics of talk. As Potter (1997: 158) puts it, discourse analysts prefer to avoid making reference in their analyses to what he refers to as 'ethnographic particulars' and argues that instead they prefer 'to see things as things that are worked up, attended to and made relevant in interaction rather than being external determinants'. However, some DA practitioners are less wedded to this principle than conversation analysts, in that the former sometimes show a greater preparedness to make reference to 'ethnographic particulars'. However, in the case of the study by Wiggins and Potter (2008) of conversations during mealtimes, there is a close link with the preferences of CA practitioners to keep the analysis located

within ongoing conversational sequences, and indeed it employs CA notation to present the material examined.

Discourse analysts resist the idea of codifying their practices and indeed argue that such a codification is probably impossible. Instead, they prefer to see their style of research as an ‘analytic mentality’ and as ‘a craft skill, more like bike riding or chicken sexing than following the recipe for a mild chicken rogan josh’ (Potter 1997: 147–8). One useful point of departure for DA research that has been suggested by Gill (1996) following Widdicombe (1993) is to treat the way that something is said as being ‘a solution to a problem’ (Widdicombe 1993: 97; quoted in Gill 1996: 146). She also suggests adopting a posture of ‘sceptical reading’ (Gill 2000).

This means searching for a purpose lurking behind the ways that something is said or presented. Gill has also proposed that DA can be usefully thought of as comprising four main themes, which are outlined in Thinking deeply 22.1.

The bulk of the exposition of DA that follows is based on two studies: research on scientists’ discourse and the use of numbers in a television programme on cancer. In the case of the former, we will see that attention to scientists’ discourse is a solution to problems of how to represent their practices in formal and informal settings; the study of the television programme demonstrates that the examination of discourse reveals how claims about facts can be boosted or undermined through the use of



Tips and skills

Using existing material

As some of the examples of DA show, you may well be able to employ the technique to illuminate issues of interest to you on materials that are in the public domain, such as speeches. In many cases, these will be available in electronic form. This means that you do not have to put a lot of effort into the collection of data, though it will still be necessary to seek out the materials. Instead, you can give greater emphasis to analysing the materials using the DA approach. See Research in focus 22.3 for an example.



Thinking deeply 22.1

Four themes in discourse analysis

Gill (2000) has drawn attention to four prominent themes in DA.

1. *Discourse is a topic.* This means that discourse is a focus of enquiry itself and not just a means of gaining access to aspects of social reality that lie behind it. This view contrasts with a traditional research interview in which language is a way of revealing what interviewees think about a topic or their behaviour and the reasons for that behaviour.
2. *Language is constructive.* This means that discourse is a way of constituting a particular view of social reality. Moreover, in rendering that view, choices are made regarding the most appropriate way of presenting it, and these will reflect the disposition of the person responsible for devising it.
3. *Discourse is a form of action.* As Gill (2000: 175) puts it, language is viewed ‘as a practice in its own right’. Language is a way of accomplishing acts, such as attributing blame, presenting oneself in a particular way, or getting an argument across. Moreover, a person’s discourse is affected by the context that he or she is confronting. Thus, your account of your reasons for wanting a job may vary according to whether you are addressing interviewees in a job interview, members of your family, or friends. See Research in focus 22.3 for an example.
4. *Discourse is rhetorically organized.* This means that DA practitioners recognize that discourse is concerned with ‘establishing one version of the world in the face of competing versions’ (Gill 2000: 176). In other words, there is a recognition that we want to persuade others when we present a version of events or whatever.

a language of quantification. A further element to be sensitive to is that, as Gill (1996), following Billig (1991), suggests, what is said is always a way of *not* saying something else. In other words, either total silence on a topic, or formulating an argument in a conversation or article in one way rather than in another way, is a crucial component of seeing discourse as a solution to a problem. As

we will see, the silences about aspects of their procedures in the scientists' published papers are crucial to conveying a sense of the fixed, neutral nature of their findings; in the case of the television programme, conveying a quantitative argument in one way rather than in another way is crucial to undermining the credibility of claims about success in the treatment of cancer.



Research in focus 22.3

Discourse as action

On several occasions, it has been noted that, for DA practitioners, discourse is a form of action. Discourse is performative—it does things. An example is provided by a DA-informed examination by O'Reilly et al. (2009) of the decision letters written by representatives of Research Ethics Committees (RECs) to researchers who apply for ethical clearance to conduct health-related research. The authors write: 'We argue that RECs use texts not only to do their own accountability, using a range of discursive devices to display the quality of their own work and the resulting decisions, but also to establish the accountability of applicants for the quality of their applications' (O'Reilly et al. 2009: 248). They note four ways in which accountability is performed in the letters:

1. Referring to the *process behind the decision*. The letters often draw attention to the rigorous discussion and thought that went into the REC's decision, referring to things like 'considered carefully' and 'discussed the protocol at great length'.
2. *Holding the applicants accountable*. This tactic entails the decision letter making it clear that, when ethical issues are raised about the application, it is the applicant who is accountable for the REC's decision, not the REC. This justifies the REC's decision and the demands for revision that it makes.
3. Reference to the REC's *specialist expertise*. Requests or instructions for revision of applications or for declining applications often draw attention to the specific expertise of particular REC members.
4. Invoking *external authorities*. Here, a decision is legitimated by reference to an applicant's failure to conform to official guidelines. An example is the following statement concerning an application that was given a provisional outcome but that was later accepted: 'For the storage of samples, patient information sheets and consent forms should conform to the current MRC publication on Human Tissue and Biological Samples for use in Research – Operational and Ethical guidelines. These are available from the MRC website, www.mrc.ac.uk' (quoted in O'Reilly et al. 2009: 256).

This study shows that accountability is performed first in the obvious sense that the REC accounts for its decision but also in the sense that it deflects blame for what are disappointing decisions for applicants onto the applicants themselves.

Potter and Wetherell (1994) suggest that there are two tendencies within the kind of DA work being discussed in this chapter, although they acknowledge that the distinction is somewhat artificial. One is the identification of 'the general resources that are used to construct discourse and enable the performance of particular actions' (1994: 48–9), which is concerned with identifying **interpretative repertoires**. The other is concerned to identify 'the detailed procedures through which versions are constructed and made to look factual' (1994: 49). We will now explore these two strands of DA.

Uncovering interpretative repertoires

In order to illustrate the idea of an interpretative repertoire, an influential study of scientists by Gilbert and Mulkay (1984) will be employed. This research is outlined in some detail in Research in focus 22.4. Gilbert and Mulkay noticed a distinct difference between the ways in which the scientists presented their work in formal contexts, most notably the scientific paper, and in informal contexts, such as in the interviews with the researchers. Such differences went far beyond rather

predictable differences in tone of presentation, in that they also related to such areas as the depiction of the ways in which the findings emerged. For example, Gilbert and Mulkey noted an instance in which a scientific paper portrayed a model as emerging out of the data, whereas in the research interview the rendition is one of reinterpreting the model, which in turn suggested seeing the existing data from a different perspective, which in turn suggested a new series of experiments. Similarly, Gilbert

and Mulkey found that the sections of the scientific papers that described the experimental methodology portrayed the procedures in terms that suggested they were neutral operations that were largely independent of the scientist and could be replicated by anyone. In the research interviews, however, the scientists emphasized the operation of practical skills that are the product of experience and developing a 'feel' for experimental work. As one scientist put it:



Research in focus 22.4

Discourse analysis in action: the study of interpretative repertoires in scientists' discourse

Gilbert and Mulkey's (1984) research on scientists' discourse is concerned with the field of bioenergetics and in particular with the process whereby scientists working in this area come to understand a mechanism dubbed by them 'oxidative phosphorylation'. The main source of Gilbert and Mulkey's data derives from interviews with thirty-four researchers in this field. The interviews lasted between two-and-a-half and three hours on average. The authors describe the process of analysing the resulting data as follows:

The interviews were tape-recorded and transcribed in full. We then read through the transcripts and copied those pages which included material relating to the topics which interested us. The passages from the interviews concerning each topic were placed together in 'topic files', so that we had convenient access to all the material on, for instance, consensus or diagrams and pictorial representations. We aimed to make each file as inclusive as possible so that no passage which could be read as dealing with a particular topic was omitted from its file. (Gilbert and Mulkey 1984: 19)

In addition, the authors drew on further sources, such as: privately circulated letters written by leading authorities in the field; the main articles in the field; and copies of the chief textbooks in the field. Through an examination of the ways in which textbooks and articles on the one hand explained the research process and accounts of how research was done provided by the scientists themselves, Gilbert and Mulkey were able to build up a picture of the differences between the empiricist repertoire and the contingent repertoire.

How could you write it up? It would be like trying to write a description of how to beat an egg. Or like trying to read a book on how to ski. You'd just get the wrong idea altogether. You've got to go and watch it, see it, do it. There's no substitute for it. These are *practical skills*. We all know that practical skills are not well taught by bits of paper. (Quoted in Gilbert and Mulkey 1984: 53)

Gilbert and Mulkey argue that in the formal context of the scientific paper an *empiricist repertoire* prevailed. This concept was derived from 'the observation that the texts of experimental papers display certain recurrent stylistic, grammatical, and lexical features which appear to be coherently related' (1984: 55–6). The empiricist

repertoire was revealed in such features as: an emphasis on procedural routines in the conduct of experiments, such that the findings appear as an inevitable, logical outcome; no mention of theoretical commitments on the part of authors; and an impersonal writing style with little or no mention of the authors' role in the production of the findings. By contrast, in the informal milieu of the research interview, a *contingent repertoire* was in operation. In this context, 'scientists presented their actions and beliefs as heavily dependent on speculative insights, prior intellectual commitments, personal characteristics, indescribable skills, social ties and group membership' (1984: 56). In other words, when describing their research within a contingent repertoire, scientists were much less likely to present their findings as the inevitable

outcome of their experimental engagement with natural phenomena and were therefore far more likely to recognize their own role in the production of scientific findings. Gilbert and Mulkey then go on to show that, when scientists disagree with the positions of other scientists, they describe their own work within an empiricist repertoire, in which their own findings take on the character of natural inevitability through the following of proper procedure, but of other scientists the work is described within a contingent repertoire, which shows up their competitors' errors as the product of prejudices, theoretical commitments, bias, and so on.

The notion of the interpretative repertoire is interesting because it brings out the idea that belief and action take place within templates that guide and influence the writer or speaker. The two repertoires discussed by Gilbert and Mulkey by no means exhaust the range of possibilities: Potter and Wetherell (1987), for example, suggest that a community repertoire was used in the context of a riot in Bristol in 1980 to cast light on events and beliefs. In the process, the police were cast in the role of *agents provocateurs* rather than as keepers of the peace. What is particularly striking about Gilbert and Mulkey's research, however, is that the two repertoires are employed by scientists but in different contexts (in formal or informal contexts, and whether describing their own or competitors' procedures). In a similar vein, Billig's (1992: 149) research on the ways in which people talk about the royal family suggested that, when referring to the role of newspapers in providing information about its members, two positions were frequently held and deployed on different occasions: 'the papers as the sources of lies and the papers as the source of knowledge'. Such a recognition of

the almost simultaneous use of different repertoires brings to the fore the 'dilemmatic' nature of thinking in these and other environments (Billig et al. 1988).

Producing facts

As with the exposition of interpretative repertoires in DA, in this section a study will be employed as a lens through which to view the practice of discourse analytic research. On this occasion, the emphasis is upon the resources that are employed in conveying allegedly factual knowledge. The researchers were especially interested in the role of what they call *quantification rhetoric*, by which is meant the ways in which numerical and non-numerical statements are made to support or refute arguments. The interest in this issue lies in part in the importance of quantification in everyday life and in part in the tendency for many social scientists to make use of this strategy themselves (John 1992). The specific focus of the research was upon a study of a television programme shown on Channel 4 in April 1988 and entitled *Cancer: Your Money or your Life* (Potter et al. 1991; Potter and Wetherell 1994). Among other things, the programme claimed to show that the huge amounts of money donated by the public to cancer charities are doing little to 'cure' the disease. The details of the materials used in the research and an outline of the process of analysis are provided in Research in focus 22.5. Research in focus 22.6 provides a key part of the transcript of the television programme itself.

In proceeding with an analysis of their data, such as the portions of transcript in Research in focus 22.6, Potter and Wetherell employed several devices.



Research in focus 22.5

Discourse analysis in action: producing facts through quantification rhetoric

The study of the representation of facts in the television programme *Cancer: Your Money or your Life* (Potter et al. 1991; Potter and Wetherell 1994) used a variety of different sources:

- a video recording of the programme;
- the observations of one of the members of the team making the programme, who acted as a participant observer while it was being made;
- drafts of the script, shooting schedules, and recordings of editing sessions;
- the entire interviews with the various people interviewed for the programme (such as cancer research specialists and heads of charities);
- research interviews with some of the latter people;
- research interviews with some of the people involved in making the programme.

One of the phases of the analysis entailed the ‘coding’ of the various sources that had been collected. The authors tell us:

We made a list of about a dozen keywords and phrases that related to the sequence—percentage, cure rates, death rates, 1 per cent, etc.—and then ran through each of the interview and interaction files, looking for them with a standard word-processor . . . Whenever we got a ‘hit’ we would read the surrounding text to see if it had relevance to our target sequence. When it did we would copy it across to an already opened coding file . . . noting the transcript page numbers at the same time. If we were not sure if the sequence was relevant we copied it anyway, for, unlike the sorts of coding that take place in traditional content analysis, the coding is not the analysis itself but a preliminary to make the task of analysis manageable. (Potter and Wetherell 1994: 52)

A prominent sequence used in the research is provided in Research in focus 22.6.



Research in focus 22.6

Sequence from the study of the television programme *Cancer: Your Money or your Life*

The following sequence occurred roughly halfway through the television programme *Cancer: Your Money or Your Life*, following interviews with cancer scientists who cast doubt on whether their research, much of it funded by charities, results in successful treatment:

Commentary The message from these scientists is clear—exactly like the public—they hope their basic research will lead to cures in the future—although at the moment they can’t say how this will happen. In the meantime, their aim is to increase scientific knowledge on a broad front and they’re certainly achieving this. But do their results justify them getting so much of the money that has been given to help fight cancer? When faced with this challenge the first thing the charities point to are the small number of cancers which are now effectively curable.

[on screen: DR NIGEL KEMP CANCER RESEARCH CAMPAIGN]

Kemp The outlook for individuals suffering from a number of types of cancer has been totally revolutionized. I mean for example—children suffering from acute leukaemia—in old days if they lived six months they were lucky—now more than half the children with leukaemia are cured. And the same applies to a number of other cancers—Hodgkin’s Disease in young people, testicular tumours in young men, and we all know about Bob Champion’s success [Champion was a prominent jockey who contracted testicular cancer, made a much-heralded recovery, won the Grand National, and even had a movie made about him]. (Potter and Wetherell 1994: 52–3)

At this point a table showing the annual incidence of thirty-four types of cancer begins to scroll on the screen. The total incidence is 243,000 and the individual incidences range from placenta (20) to lung (41,400). The three forms of cancer mentioned by Kemp and their levels of incidence are highlighted in yellow: childhood leukaemia (350), testis (1,000), and Hodgkin’s Disease (1,400). The programme continues while the table is scrolling.

Commentary But those three curable types are amongst the rarest cancers—they represent around 1 per cent of a quarter of a million cases of cancers diagnosed each year. Most deaths are caused by a small number of very common cancers.

Kemp We are well aware of the fact that erm once people develop lung cancer or stomach cancer or cancer of the bowel sometimes—the outlook is very bad and aaa obviously one is frustrated by the sss relatively slow rate of progress on the one hand but equally I think there are a lot of real opportunities and and positive signs that advances can be made—even in the more intractable cancers. (Potter and Wetherell 1994: 53)

Looking for rhetorical detail

Attention to rhetorical detail entails a sensitivity to the ways in which arguments are constructed. Thus, during the editing of the film, the programme-makers' discourse suggested they were looking for ways to provide a convincing argument for their case that cancer remains largely intractable in spite of the money spent on it. The programme-makers very consciously devised the strategy outlined in the section on 'Using variation as a lever' below of playing down the numerical significance of those cancers that are amenable to treatment. Moreover, Potter et al. (1991) point out that one element of their argumentative strategy is to employ a tactic they call a 'preformulation', whereby a possible counter-argument is discounted in the course of presenting an argument, as when the commentary informs us: 'When faced with this challenge the first thing the charities point to are the small number of cancers which are now effectively

curable.' Research in focus 22.7 examines a further rhetorical device that is employed in making a persuasive argument.

Rhetorical analysis is a mode of analysis that is often used in its own right. Researchers interested in rhetorical analysis emphasize the ways in which arguments are constructed either in speech or in written texts and the role that various linguistic devices (such as metaphor, analogy, and irony) play in the formulation of arguments. In their study of the decision letters produced by RECs (see Research in focus 22.3), O'Reilly et al. (2009) noted several rhetorical constructions in the letters. They noted the use of third-person terms (for example, 'the Committee'), which were employed to give a sense of an authoritative and official judgment. The authors also note that the letters are rhetorically organized to negate alternative versions of ethical practice, thereby privileging the REC rendering.



Research in focus 22.7

The extreme case formulation: the social construction of the asylum-seeker

Discourse analysts have examined a variety of different rhetorical strategies through which arguments are formulated. One interesting form is known as the *extreme case formulation*. Potter (1996: 187) gives the example of someone who returns an item of clothing to a dry cleaner claiming that it has damaged the clothing might emphasize the significance of the claim by suggesting that the item is not simply new but 'brand new'. An interesting use of the concept can be found in connection with a study of letters to newspapers written by members of the general public in connection with 'asylum-seekers', who were the focus of considerable controversy during the period the letters were written (March to September 2001). The researchers point to a 'striking predominance' of two rhetorical strategies in the discourse surrounding asylum-seekers, of which the extreme case formulation was one (Lynn and Lea 2003: 446). Examples, with the extreme case formulation elements underlined, are:

Perhaps if they learned to say no now and again instead of accepting every freebie that comes their way any resentment would melt away. (*Sun*)

Asylum-seekers who are genuine should have no qualms about being held in a reception centre. (*Daily Mail*)

A solution to the problem of dispersing asylum-seekers is staring us in the face—namely, billet them free of charge on white liberals. That would have the advantage of both dispersing asylum-seekers widely and to areas with no social deprivation. White liberals will, of course, be only too happy to welcome them into their homes. Indeed it is most odd that they have not been queuing up to offer their services. (*Independent*)

The extreme case formulation allows the writer to convey a position that is hostile to asylum-seekers that simultaneously justifies that position. In essence, it acknowledges that a possibly extreme position is being presented that is unsympathetic to asylum-seekers and that might even be viewed as racist, but uses the extreme case formulation in order to legitimize the position. It forms an important ingredient in the social construction of the asylum-seeker as someone who is unfairly advantaged relative to UK citizens and who is a possible threat to the social order.

Using variation as a lever

The authors draw attention to the phrase ‘1 per cent of a quarter of a million’ (see Research in focus 22.6), because it incorporates two quantitative expressions: a relative expression (a percentage) and an absolute frequency (quarter of a million). The change of the register of quantification is important, because it allows the programme-makers to make their case about the low cure levels (just 1 per cent) compared with the large number of new cases of cancer. They could have pointed to the absolute number of people who are cured, but the impact would have been less. Also, the 1 per cent is not being contrasted with 243,000 but with quarter of a million. Not only does this citation allow the figure to grow by 7,000; a quarter of a million sounds larger.

Reading the detail

Discourse analysts incorporate the CA preference for attention to the details of discourse. For example, Potter and Wetherell suggest that the description of the three ‘curable cancers’ as ‘amongst the rarest cancers’ is deployed to imply that these are atypical cancers, so that it is unwise to generalize to all cancers from experiences with them.

Looking for accountability

Discourse analysts draw on CA practitioners’ interest in and approach to accounts. The programme-makers were concerned to be accountable for the position they took,

and Potter and Wetherell’s (1994: 61) transcript of an editing session suggests they were keen to ensure they could defend their inference about the 1 per cent. From the point of view of both CA and DA, the extracts presented in Research in focus 22.5 can and should be regarded as accounts. The editing session notes suggest that it is the credibility of the account that was of concern to the programme-makers. For DA practitioners, the search for accountability entails attending to the details through which accounts are constructed.

Cross-referencing discourse studies

Potter and Wetherell suggest that reading other discourse studies is itself an important activity. First, it helps to sharpen the analytic mentality at the heart of DA. Second, other studies often provide insights that are suggestive for one’s own data. They indicate that they were influenced by a study of market traders by Pinch and Clark (1986). This research showed that a kind of quantification rhetoric was often being used by the traders (though Pinch and Clark did not use this term) in order to convey a sense of value (such as selling a pen with a pencil). It appeared that something similar was occurring when the table was being scrolled whereby the large number of cancers and the long list of types were being contrasted with the small number (three) of curable ones. Similarly, the ‘extreme case formulation’ in the context of asylum-seekers discussed in Research in focus 22.7 could be compared to uses of this rhetorical device in other contexts and studies.



Critical discourse analysis

Critical discourse analysis (CDA) emphasizes the role of language as a power resource that is related to ideology and socio-cultural change. It draws in particular on the theories and approaches of Foucault (e.g. 1977), who sought to uncover the representational properties of discourse as a vehicle for the exercise of power through the construction of disciplinary practices, such as individual subjectivity and the operation of rules and procedures that enabled the construction of disciplinary practices that enable the construction of the self-disciplining subject. The notion of discourse is therefore defined more broadly than in fine-grained approaches, as this summary by Phillips and Hardy (2002: 3) illustrates:

We define a discourse as an interrelated set of texts, and the practices of their production, dissemination, and reception, that brings an object into being . . . In other words, social reality is produced and made real through discourses, and social interactions cannot be fully understood without reference to the discourses that give them meaning. As discourse analysts, then, our task is to explore the relationship between discourse and reality.

As the final part of this quotation indicates, CDA practitioners are more receptive than discourse analysts to



Thinking deeply 22.2

Critical realism and the discourse of organization

Fairclough (2005) argues that a version of CDA based on critical realism (see Key concept 2.3) is of particular value to organization studies, especially in relation to the study of organizational change. Fairclough (2005: 917) is sceptical of the anti-realist assumptions of some discourse analysts who reject objectivist conceptions of organization as social structure in favour of seeing it as 'an interactive accomplishment', according to a constructionist perspective (see Chapter 2). He quotes Mumby and Clair (1997: 181) as typical of the latter position when they say 'we suggest that organizations exist only in so far as their members create them through discourse'.

Instead, Fairclough recommends an approach that centres on the tension between organizational discourse and organizational structure. Therefore, a critical realist approach to discourse analysis involves analysing not just the discourse *per se* but also its relationship to non-discursive elements. This is particularly important in relation to the study of organizational change because, 'while change in discourse is a part of organizational change, and organizational change can often be understood partly in terms of the constructive effects of discourse on organizations, organizational change is not simply change in discourse' (Fairclough 2005: 931). Fairclough identifies four sets of organizational research issues that a critical realist approach to discourse analysis can address:

1. *emergence*: founded on the notion that 'new' organizational discourses emerge 'through "reweaving" relations between existing discourses' (2005: 932);
2. *hegemony*: focusing on how particular discourses become hegemonic in particular organizations and on 'how discourse figures within the strategies pursued by groups of social agents to change organizations in particular directions' (2005: 933);
3. *recontextualization*: involving identification of the principles through which 'external' discourses are internalized within particular organizations;
4. *operationalization*: focusing on how discourses are operationalized, transformed into new ways of acting and interacting, inculcated into new ways of being, or materialized, within organizations.

the idea of a pre-existing material reality that constrains individual agency, and in particular to the epistemology of critical realism (see Key concept 2.3), arguing that discourses should be examined in relation to social structures, including the power relationships that are responsible for occasioning them (Reed 2000). Discourse is thus conceived as a 'generative mechanism' rather than as a self-referential sphere in which nothing of significance exists outside it, as Thinking deeply 22.2 explains.

In an organizational context, one of the things that CDA practitioners seek to trace is how discourses are constructed and maintained in relation to certain phenomena, such as globalization (see Research in focus 22.8). Analysis seeks to reveal the meaning of a particular phenomenon by exploring how:

- the discourse draws on and influences other discourses;
- the discourse is constructed through texts (such as academic articles or journalistic writing);
- the discourse gives meaning to social life and makes certain activities possible, desirable, or inevitable;
- particular actors draw on the discourse to legitimate their positions and actions.

This list of analytic devices in CDA is based on Phillips and Hardy (2002: 8).

As the second point in the above list indicates, discourses are conceived of as drawing on and influencing other discourses; so, for example, the discourse of globalization might affect discourses on new technology, free trade and liberalism, or corporate social responsibility. However, this is not always a complementary process, as in some cases discourses compete with each other for dominance in what is termed *dialogical struggle* (Keenoy et al. 1997). An example of how the temporal evolution

- the discourse came to have a particular meaning today when 40 or 50 years ago it may have had none or a quite different meaning;

of discourses can be traced analytically is provided in Research in focus 22.8 in relation to globalization. Critical discourse analysis thus involves exploring why some meanings become privileged or taken for granted and others become marginalized. In other words, discourse does not just provide an account of what goes on in society; it is also a process whereby meaning is created. This involves asking ‘who uses language, how, why and when’ (van Dijk 1997: 2).

Analysis of a particular *discursive event* is usually carried out according to a ‘three-dimensional’ framework, which proceeds as follows:

- examination of the actual content, structure, and meaning of the text under scrutiny (*the text dimension*);
- examination of the form of discursive interaction used to communicate meaning and beliefs (*the discursive practice dimension*);
- consideration of the social context in which the discursive event is taking place (*the social practice dimension*) (Grant et al. 2004: 11).

A further key concept within CDA is the notion of *intertextuality*. This draws attention to the notion of discourse as existing beyond the level of any particular discursive event on which analysis is focused. The notion of intertextuality thus enables a focus on the social and historical context in which discourse is embedded. Further examples of the use of CDA can be found in Research in focus 23.7 and 23.8.



Research in focus 22.8

A critical analysis of globalization discourses

Fairclough and Thomas (2004) examine the discourse of globalization in relation to the process of organizing. Outlining various debates between commentators on globalization, the authors argue that ‘we should not be asking what globalization is, but why certain versions of it seem to dominate our thinking in relation to the issue of organization. At the same time we need to be sensitive to the changeability of discourse and to the diverse ways in which the discourse develops. In short, we should consider the potential diversity of the discourse, but also seek to explain why this potential is not necessarily realized’ (2004: 380). Using key texts in the literature on globalization, the authors analyse the consultancy-led ‘hyperglobalist’ discourse, which positions globalization as a positive force that represents a valuable opportunity for managers of corporations. They also analyse prescriptive texts that tell managers how to handle the challenges of globalization in a variety of respects and contexts and review the tendency for the globalization to be constructed as a reified object rather than a process within the discourse. However, they also note that ‘discourses that appear to be dominant and hegemonic may not be so’ (2004: 394). Instead they inevitably contain weaknesses that can be exploited, giving rise to counter-discourses.



Overview

As the discussion of DA has emphasized on several occasions, DA draws on insights from CA. Particularly when analysing strings of talk, DA draws on conversation analytic insights into the ways in which interaction is realized in and through talk in interaction. The CA injunction to focus on the talk itself and the ways in which intersubjective meaning is accomplished in sequences of talk is also incorporated into DA. This is not easy to achieve, and, when one reads articles based on DA, it sometimes

seems as though the practitioners come perilously close to invoking speculations that do not seem to be directly discernible in the sequences being analysed—that is, speculations about ‘ethnographic particulars’ and hence about motives.

Sometimes, there is a more explicit recognition of the potential contribution of an appreciation of the ethnographic context. Edley and Wetherell (1997) report findings relating to a study conducted within a DA framework.

The data were gathered from discussions held in three-person groups with 17–18-year-old boys in a UK school. The focus of the article was upon the construction of masculinity as it emerged in the course of the group discussions. However, one of the authors carried out observations within the school. This ethnographic research 'led to the identification of divisions within friendship groups in the sixth form as a major participant concern connected with formulations of masculinity within the school' (Edley and Wetherell 1997: 207). One of the key components of the friendship structure was the division between rugby players and the rest. Edley and Wetherell show that an important component of the construction of masculinity during talk among the non-players is their antipathy towards the rugby players. In other words, they defined their masculinity in contradistinction to the concepts of masculinity associated with the rugby players. However, the key point is that it is clear that the periods of ethnographic observation at least in part informed the discourse analytic interpretation of the sequences of talk that had been recorded. Such research suggests that the proscription concerning the recourse to ethnographic particulars is honoured more by some discourse analysts than others. It is easy to see why: attention to ethnographic details may alert the analyst to nuances and understandings that are not directly entrenched in the flow of discourse.

DA is in certain respects a more flexible approach to language in social research than CA, because it is not solely concerned with the analysis of naturally occurring talk, since practitioners also use various kinds of documents and research interviews in their work. Also, it permits the intrusion of understandings of what is going on that are not specific to the immediacy of previous utterances. It is precisely this to which conversation analysts object, as when Schegloff (1997: 183) writes about DA: 'Discourse is too often made subservient to contexts not of its participants' making, but of its analysts' insistence.' For their part, discourse analysts object to the restriction that this injunction imposes, because it means that conversation analysts 'rarely raise their eyes from the next turn in the conversation, and, further, this is not an entire conversation or sizeable slice of social life but usually a tiny fragment' (Wetherell 1998: 402). Thus, for discourse analysts, phenomena like interpretative repertoires are very much part of the context within which talk occurs, whereas in CA they are inadmissible evidence. But it is here that we see the dilemma for the discourse analyst, for, in seeking to admit a broader sense of context (such as attention to interpretative repertoires in operation) while wanting to stick close to the conversation

analysts' distaste for ethnographic particulars, they are faced with the uncertainty of just how far to go in allowing the inclusion of conversationally extraneous factors.

The anti-realist inclination of many DA practitioners has been a source of controversy, because the emphasis on representational practices through discourses sidelines any notion of a pre-existing material reality that can constrain individual agency. Reality becomes little more than that which is constituted in and through discourse. This lack of attention to a material reality that lies behind and underpins discourse has proved too abstracted for some social researchers and theorists. For example, writing from a critical realist position (see Key concept 2.3), Reed (2000) has argued that discourses should be examined in relation to social structures, such as power relationships, that are responsible for the occasioning of those discourses. Attention would additionally be focused on the ways in which discourses then work through existing structures. Discourse is thereby conceived as a 'generative mechanism' rather than as a self-referential sphere in which nothing of significance exists outside it. Reed (2000: 529) provides an interesting example of such an alternative view:

Discourses—such as the quantitatively based discourses of financial audit, quality control and risk management—are now seen as the generative mechanisms through which new regulatory regimes 'carried out' by rising expert groups—such as accountants, engineers and scientists—become established and legitimated in modern societies. What they represent is less important than what they do in facilitating a radical re-ordering of pre-existing institutional structures in favour of social groups who benefit from the upward mobility which such innovative regulatory regimes facilitate . . . (Reed 2000: 529)

As this passage suggests, while many DA practitioners are anti-realist, an alternative, realist position in relation to discourse is feasible. Such an alternative position is perhaps closer to the classic concerns of the social sciences than an anti-realist stance.

Many of these studies refer to their analysis of language using the term 'discourse'. However, the extensive use of this term brings its own problems, because what different researchers understand the term 'discourse' to mean varies considerably, and so does their approach to analysis. There is thus a danger, noted by Alvesson and

Kärreman (2000), that the term 'discourse analysis' is too broad to be meaningful, authors treating the term as though it has a clear, broadly agreed-upon meaning that, just from reading this chapter, you will be able to see it does not. Hence 'discourse sometimes comes close to standing for everything, and thus nothing' (Alvesson and

Kärreman 2000: 1128). However, the important thing to remember is that understanding how language is used is viewed by some researchers as crucial to understanding the social world, and the approaches examined in this chapter provide some tools through which language can be explored as a focus of attention in its own right.



Key points

- CA and DA approaches take the position that language is itself a focus of interest and not just a medium through which research participants communicate with researchers.
- CA is a systematic approach to conversation that locates action in talk.
- In CA, talk is deemed to be structured in the sense of following rules.
- Practitioners of CA seek to make inferences about talk that are not grounded in contextual details that are extraneous to talk.
- DA shares many features with CA but there are several different versions of it.
- DA can be applied to a wider variety of phenomena than CA, which is concerned just with naturally occurring talk.
- Discourse is conceived of as a means of conveying meaning.
- DA practitioners display a greater inclination to relate meaning in talk to contextual factors.



Questions for review

- In what ways does the role of language in conversation and discourse analysis differ from that which is typical in most other research methods?

Conversation analysis

- In what ways is CA fundamentally about the production of social order in interaction? Why are audio-recording and transcription crucial in CA?
- What is meant by each of the following: turn-taking; adjacency pair; preference organization; account; repair mechanism?
- How do the terms in the previous question relate to the production of social order?
- Evaluate Schegloff's (1997) argument that CA obviates the need to make potentially unwarranted assumptions about participants' motives.

Discourse analysis

- What is the significance of saying that DA is anti-realist and constructionist?
- What is an interpretative repertoire?
- What techniques are available to the discourse analyst when trying to understand the ways in which facts are presented through discourse?
- What are the chief points of difference between CA and DA?

Critical discourse analysis

- What is distinctive about critical DA?
 - What key questions might a CDA practitioner ask in seeking to reveal the meaning of globalization discourses?
 - Why is the notion of intertextuality important to CDA practitioners?
-

**Online Resource Centre**

www.oxfordtextbooks.co.uk/orc/brymansrm4e/

Visit the Online Resource Centre that accompanies this book to enrich your understanding of language in qualitative research. Consult web links, test yourself using multiple choice questions, and gain further guidance and inspiration from the Student Researcher's Toolkit.


.....

23

Documents as sources of data

Chapter outline

Introduction	543
Personal documents	544
Diaries, letters, and autobiographies	544
Visual objects	546
Official documents deriving from the state	549
Official documents deriving from private sources	550
Mass-media outputs	552
Virtual documents	554
The reality of documents	554
Interpreting documents	556
Qualitative content analysis	557
Semiotics	559
Hermeneutics	560
Checklist	561
Key points	562
Questions for review	562





Chapter guide

The term 'documents' covers a very wide range of different kinds of source. This chapter aims to reflect that variability by examining a wide range of different documentary sources that have been or can be used in qualitative research. In addition, the chapter touches on approaches to the analysis of such sources. The chapter explores:

- personal documents in both written form (such as diaries and letters) and visual form (such as photographs);
- official documents deriving from the state (such as public inquiries);
- official documents deriving from private sources (such as documents produced by organizations);
- mass-media outputs;
- virtual outputs, such as Internet resources;
- the criteria for evaluating each of the above sources;
- three approaches to the analysis of documents: qualitative content analysis; semiotics; and hermeneutics.

Introduction

This chapter will be concerned with a fairly heterogeneous set of sources of data, such as letters, diaries, autobiographies, newspapers, magazines, and photographs. The emphasis is placed on documents that have not been produced at the request of a social researcher—instead, the objects that are the focus of this chapter are simply 'out there' waiting to be assembled and analysed. However, this is not to suggest that the fact that documents are available for the social researcher to work on renders them somehow less time-consuming or easier to deal with than primary data that need to be collected or even that documents are unproblematic. On the contrary, the search for documents relevant to your research can often be a frustrating and highly protracted process. Moreover, once they are collected, considerable interpretative skill is required to ascertain the meaning of the materials that have been uncovered. Further, documents themselves are often implicated in chains of action that are a potential focus of attention in their own right.

Documents of the kind referred to in this chapter are materials that:

- can be read (though the term 'read' has to be understood in a somewhat looser fashion than is normally the case when we come to visual materials, like photographs);
- have not been produced specifically for the purpose of social research;
- are preserved so that they become available for analysis; and
- are relevant to the concerns of the social researcher.


Documents have already been encountered in this book, albeit in a variety of contexts or guises. For example, the kinds of source upon which content analysis is often carried out are documents, such as newspaper articles. However, the emphasis in this chapter will be upon the use of documents in qualitative research. A further way in which documents have previously surfaced was in the brief discussion in Key concept 14.3, which noted that archive materials are one form of unobtrusive method. Indeed, this points to an often-noted advantage of using documents of the kind discussed in this chapter—namely, they are non-reactive. This means that, because they have not been created specifically for the purposes of social research, the possibility of a reactive effect can be largely discounted as a limitation on the validity of data.

In discussing the different kinds of documents used in the social sciences, J. Scott (1990) has usefully distinguished between personal documents and official

documents and has further classified the latter in terms of private as opposed to state documents. These distinctions will be employed in much of the discussion that follows. A further set of important distinctions made by Scott relate to the criteria for assessing the quality of documents. He suggests (J. Scott 1990: 6) four criteria.

1. *Authenticity*. Is the evidence genuine and of unquestionable origin?
2. *Credibility*. Is the evidence free from error and distortion?
3. *Representativeness*. Is the evidence typical of its kind, and, if not, is the extent of its untypicality known?
4. *Meaning*. Is the evidence clear and comprehensible?

This is an extremely rigorous set of criteria against which documents might be assessed, and frequent reference to them will be made in the following discussion.



Personal documents

This section discusses the nature of and issues involved in using a variety of kinds of personal documents that individuals produce and that are often used in social research.

Diaries, letters, and autobiographies

Diaries and letters have been used a great deal by historians but have not been given a great deal of attention by social researchers. The latter have tended to employ these as sources when they have been specifically elicited from their authors. The researcher-driven diary has been

used as a method of data collection in both quantitative and qualitative research. A similar approach can be employed in relation to letters: for example, Ang (1985) placed an advertisement in a Dutch women's magazine asking readers to write to her about their reactions to and feelings about the American television series *Dallas*. She received forty-two letters in response to this advertisement. However, the kinds of diary and letter that are the focus of attention here are ones that have not been solicited by a researcher. Research in focus 23.1 and 23.2 provide examples of the use of personal documents in social research in both historical and more contemporary contexts.



Research in focus 23.1

Using historical personal documents: the case of Augustus Lamb

Dickinson (1993) provides an interesting account of the use of historical personal documents in the case of Augustus Lamb (1807–36), who was the only child of Lady Caroline Lamb and William Lamb, the second Viscount Melbourne. It is possible that Augustus suffered throughout his short life from epilepsy, though he seems to have suffered from other complaints as well. Dickinson was drawn to him because of her interest in nineteenth-century reactions to people with mental handicaps who were not institutionalized. In fact, Dickinson doubts whether the term 'mental handicap' is applicable to Augustus and suggests the somewhat milder description of having learning difficulties. The chief sources of data are 'letters from family and friends; letters to, about and (rarely) from Augustus' (Dickinson 1993: 122). These letters were found in collections at the Hertfordshire County Office, the British Museum, and Southampton University Library. Other sources used include the record of the post-mortem examination of Augustus and extracts from the diary of Augustus' resident tutor and physician for the years 1817–23. Dickinson employs these materials to demonstrate the difficulty of arriving at a definitive portrayal of what Augustus was like. At the same time, she shows the difficulties that people around him experienced in coming to terms with his conditions, in large part because of the difficulty they experienced in finding a vocabulary that was consistent with his high social status.

It is likely that the potential of letters in historical and social research is or will be fairly limited to a certain time period. As J. Scott (1990) observes, letter writing became a significant activity only after the introduction of an official postal service and in particular after the penny post in 1840. The emergence of the telephone as a prevalent form of communication may have limited the use of letter writing, and it is likely that the emergence of email communication, especially in so far as emails are not kept in electronic or printed form, is likely to mean that the role of letters has been declining for some time and may continue to do so. On the other hand, there is growing interest in emails in their own right among social researchers. For example, Sharf (1999) has reported how, while conducting research into rhetoric about breast cancer, she joined a listserv (a managed list of email addresses around a specific theme) on breast cancer and gradually realized that electronic communications had

considerable potential for her research. Research involving the study of emails and other forms of Internet-based communication are examined further in Chapter 28.

Whereas letters are a form of communication with other people, diarists invariably write for themselves, but, when written for wider consumption, diaries are difficult to distinguish from another kind of personal document—the autobiography. Like letters and diaries, autobiographies can be written at the behest of the researcher, particularly in connection with life history studies (see Chapter 20). When used in relation to the life history or biographical method, letters, diaries, and autobiographies (whether solicited or unsolicited) either can be the primary source of data or may be used as adjuncts to another source of data, such as life history or life story interviews. However, it is with extant documents that have not been produced for the purposes of research that this chapter is primarily concerned.



Research in focus 23.2

Using contemporary personal documents

Jacobs (1967) analysed 112 suicide notes written by adults and adolescents in the Los Angeles area who had successfully committed suicide. The notes were acquired in the course of a study of attempts by adolescents to commit suicide. The author writes that he was impressed with the ‘rational and coherent character’ of the notes (1967: 62) and attempts what he describes as a ‘phenomenological’ analysis of them. This analysis entailed attending to ‘the conscious deliberations that take place before the individual is able to consider and execute the act of suicide’ (1967: 64). Jacobs found that the notes fell into six groups, such as notes referring to an illness, a category that in turn was of two types: those in which the writers begged for forgiveness and those in which they did not.

The widespread distinction between biographies and autobiographies can sometimes break down. Walt Disney provides a case in point. As I have shown, Disney provided, in short articles he authored and in articles written by others, many snippets about his life (Bryman 1995). The first biography of Disney, written by his daughter, Diane Disney Miller (1956), would almost certainly have been fed information by its subject. Moreover, several writers have noted the ‘sameness’ about subsequent biographies. This feature can be attributed to the tight control by the Disney Archive, which is itself controlled by the Walt Disney Corporation. It is from the primary materials of this archive (letters, notes of meetings, and so on) that biographies would be fashioned. As a result, while Walt Disney never wrote an autobiography in the conventional meaning of the term, his hand and subsequently that of the company can be seen in the biographies that have been written.

When we evaluate personal documents, the *authenticity* criterion is clearly of considerable importance. Is the purported author of the letter or diary the real author? In the case of autobiographies, this has become a growing problem in recent years as a result of the increasing use of ‘ghost’ writers by the famous. But the same is potentially true of other documents. For example, in the case of Augustus Lamb (Research in focus 23.1), Dickinson (1993: 126–7) notes that there are ‘only three letters existing from Augustus himself (which we cannot be certain were written in Augustus’s own hand, since the use of amanuenses was not uncommon)’. This remark raises the question of how far Augustus was in fact the author of the entirety of the letters, especially in the light of his apparent learning difficulties. Turning to the issue of *credibility*, J. Scott (1990) observes that there are at least two major concerns with respect to personal documents: the factual accuracy of reports and whether they

do in fact report the true feelings of the writer. The case of Augustus Lamb, in which clear differences were found in views about him and his condition, suggests that the notion that there might be a definitive factually accurate account is at the very least problematic. Scott recommends a strategy of healthy scepticism regarding the sincerity with which the writer reports his or her true feelings. Famous people may be fully aware that their letters or diaries will be of considerable interest to others and may, therefore, have one eye firmly fixed on the degree to which they really reveal themselves in their writings, or alternatively ensure that they convey a 'front' that they want to project.

Letters have to be treated with similar caution, since they can frequently be exercises in reputation building. In the case of the suicide notes analysed by Jacobs (1967) (see Research in focus 23.2), although the notes themselves were found to be rational and coherent, it is possible that the individuals themselves were in a highly distressed state, so that it is not clear how far their true feelings were being revealed.

Representativeness is clearly a major concern for these materials. Since literacy was far lower in earlier times, letters, diaries, and autobiographies are likely to be the preserve of the literate and by and large the middle class. Moreover, since boys were often more likely to receive an education than girls, the voices of women tend to be under-represented in these documents. Women were also less likely to have had the self-confidence to write diaries and autobiographies. Therefore, such historical documents are likely to be biased in terms of authorship. A further problem is the selective survival of documents like letters. Why do any survive at all and what proportion are damaged, lost, or thrown away? We do not know, for example, how representative the 112 suicide notes analysed by Jacobs (1967; see Research in focus 23.2) are. Quite aside from the fact that only a relatively small percentage of suicide victims leave notes, it may be that notes are sometimes destroyed by family members. The question of *meaning* is often rendered problematic by such things as damage to letters and diaries and the use by authors of abbreviations or codes that are difficult to decipher. Also, as J. Scott (1990) observes, letter-writers may leave much unsaid in their communications, because they share with their recipients common values and assumptions that are not revealed.

Visual objects

There is a growing interest in the visual in social research, a point that was highlighted in Chapter 19. The photo-

graph is the most obvious manifestation of this trend, in that, rather than being thought of as incidental to the research process, photographs are becoming objects of interest in their own right (see Thinking deeply 23.1). Once again, there is a distinction between photographs and other visual objects that are produced as part of fieldwork and that were discussed in Chapter 19 and those that are extant (which are the focus of attention here). One of the main ways in which photographs may be of interest to social research is in terms of what they reveal about families. As J. Scott (1990) observes, many family photographs are taken as a record of ceremonial occasions (weddings, christenings) and of recurring events such as Christmas, annual holidays, and wearing a new uniform at the start of the new school year. Scott refers to a distinction between three types of home photograph: *idealization*, which is a formal pose—for example, the wedding photograph or a photograph of the family in its finery; *natural portrayal*, which entails capturing actions as they happen, though there may be a contrived component to the photograph; and *demythification*, which entails capturing an image of the subject in an untypical (and often embarrassing) situation. Scott suggests that it is necessary to be aware of these different types in order not to be exclusively concerned with the superficial appearance of the images and so that we can probe beneath that surface. He writes:

There is a great deal that photographs do not tell us about their world. Hirsch [1981: 42] argues, for example, that 'The prim poses and solemn faces which we associate with Victorian photography conceal the reality of child labour, women factory workers, whose long hours often brought about the neglect of their infants, nannies sedating their charges with rum, and mistresses diverting middle class fathers.' (J. Scott 1990: 195)

As Scott argues, this means not only that the photograph must not be taken at its face value when used as a research source; it is also necessary to have considerable additional knowledge of the social context to probe beneath the surface. In fact, one might wonder whether the photograph in such a situation can be of any use to a researcher at all. The researcher does not need the photograph to uncover the ills that formed the underbelly of Victorian society; its only purpose seems to be to suggest that there is a gap between the photographic image and the underlying reality. A similar kind of point is made by Sutton in Research in focus 23.3.



Thinking deeply 23.1

What are the roles of photographs in social research?

Photographs may have a variety of roles in relation to social research. While Chapter 19 and the present chapter discuss them in relation to qualitative research, there is no reason why they cannot be employed in quantitative research, and some researchers have employed them in this connection. For example, photographs could be the focus of content analysis or might be employed as prompts in connection with structured interviewing or an experiment. However, the growing interest in photographs and visual materials more generally has tended to come from qualitative researchers. There is an important distinction between the use of *extant* photographs that have not been produced for the research and *research-generated* photographs that have been produced by the researcher or at the researcher's behest. Three prominent roles have been:

1. *Illustrative.* Photographs may have a role whereby they do little more than illustrate points and therefore enliven what might otherwise be a rather dry discussion of findings. In some classic reports of their findings by anthropologists, photographs seemed to have such a limited role. Gradually, some anthropologists began to experiment with forms of ethnography in which photographs had a more prominent position.
2. *As data.* Photographs may be viewed as data in their own right. When based on research-generated photographs, they become essentially part of the researcher's field notes (see Research in focus 19.10 for an example). When based on extant photographs, they become the main source of data about the field in which the researcher is interested. The examples in the text of this section by Sutton (1992; Research in focus 23.3) and Blaikie (2001) are examples of this kind of use.
3. *As prompts.* Photographs may be used as prompts to entice people to talk about what is represented in them. Both research-driven photographs (see Research in focus 19.10) and extant photographs may be used in this way. Sometimes, research participants may volunteer the use of their photographs for this kind of use. For example, Riches and Dawson (1998) found that, in interviews with bereaved parents, unsolicited photographs with their deceased children were often shown. These photographs were frequently shown by the parents to others, so that their use in interviews merged with their existing practices for handling their grief. In this case, the photographs were extant ones. Research in focus 19.9 provides an illustration of the use of photographs of the research-generated kind, in that they were taken at the instigation of the researchers who were interested in the experience of homelessness.

Scott sees the issue of *representativeness* as a particular problem for the analyst of photographs. As he suggests, the photographs that survive the passage of time—for example, in archives—are very unlikely to be representative. They are likely to have been subject to all sorts of hazards, such as damage and selective retention. The example provided in Research in focus 23.3 of photographs of visits to Disney theme parks suggests that the process of discarding photographs may be systematic. The other problem relates to the issue of what is *not* photographed, as suggested by the quotation by Hirsch, and Sutton's suggestion that unhappy events at Disney theme parks may not be photographed at all. A sensitivity to what is not photographed can reveal the 'mentality' of the person(s) behind the camera. This is the point that Sutton is making: the absence of photographs depicting less happy experiences at the parks suggests something

about how the prospect of a visit to a Disney theme park is viewed and therefore tells us something about the reach of an influential corporation in the culture industry. What is clear is that the question of representativeness is much more fundamental than the issue of what survives, because it points to the way in which the selective survival of photographs may be constitutive of a reality that family members (or others) seek to fashion. As in Sutton's example, that very manufactured reality may then become a focus of interest for the social researcher in its own right.

The real problem for the user of photographs is that of recognizing the different ways in which the image may be comprehended. Blaikie (2001) found some fascinating photographs in the local museums of the Northern Isles of Orkney and Shetland. These photographs derived from the work of local photographers and donated family



Research in focus 23.3

Photographs of the Magic Kingdom

Sutton (1992) has noted a paradox about people's visits to Disney theme parks. On the one hand, the Magic Kingdom is supposed to be 'the happiest place on Earth', with employees ('cast members') being trained to enhance the experience. However, it is clear that some people do not enjoy themselves while visiting a park. The time spent in queues, in particular, was a gripe for Sutton, as it often is for other visitors ('guests') (Bryman 1995). Nonetheless, people expect their visit to be momentous and therefore take along their cameras (and increasingly camcorders, though Sutton does not make this point). Sutton argues that photographs distort people's memories of their visit. They take pictures that support their anticipation that the Disney theme parks are happy places, and, when they return home, they 'discard photographs that remind them of unpleasant experiences and keep photographs that remind them of pleasant experiences' (Sutton 1992: 283). In other words, positive feelings are a post-visit reconstruction that are substantially aided by one's photographs. As a result, Sutton argues, the photographs provide not accurate recollections of a visit but distorted ones.

albums. As Blaikie (2001: 347) observes, in the images themselves and the ways in which they are represented by the museums, the 'apparently raw "reality" of island culture has already been appropriated and ordered'. The problem for the researcher is then one of coming to terms with the image and what it can be taken to mean. As he notes, is the image of a crofter standing by his home suggestive of respectability or of poverty? Also, however the image is construed, should it be seen as having had the function for the photographer of providing a social commentary, or of depicting a disappearing way of life, or of merely providing an image with no obvious sub-text? Any or a combination of these different narratives may be applicable, so does this mean that the photograph is a highly limited form of document for the social researcher? While acknowledging the diversity of interpretations that can be bestowed on the images he examined, Blaikie argues that, in his case, they provide a perspective on the emergence of modernity and the sense of loss of a past life, especially in terms of the ways in which they were organized by the museums. Coming to this kind of understanding requires a sensitivity to the contextual nature of images and the variety of interpretations that can be attributed to them.

A related issue concerns the tendency in everyday discourse to give photographs special credibility and to presume that their meaning is transparent. Sayings like 'a picture is worth a thousand words' or 'the camera never lies' are examples of a tendency to valorize images in this way. An illustration of the way in which such views can be misleading can be seen in relation to the photograph in Plate 23.1 taken on 9 July 1937 outside Lord's cricket ground on the opening day of the Eton–Harrow annual

match. This image is widely viewed as a capsule statement of Britain's divided class system. It is known as 'toffs and toughs' and is presumed to show two Etonian boys in uniform standing outside Lord's being looked upon with some bemusement by three working-class 'toughs'. However, a discussion of this photograph by Ian Jack, a *Guardian* journalist, shows that this widely held view is extremely misleading. Quite aside from the fact that the two public school boys were from Harrow, not Eton, they had dressed for a special party that the parents of one of them was putting on following the cricket match that the boys were attending. This was not standard uniform. The boys were waiting for a car to arrive to take them to the party and it was late, possibly accounting for the boys apparently ignoring the 'toughs' and staring into the distance because they were looking out for their transport. Further, the two boys were not 'toffs'—the father of one of them was a professional soldier. Nor were the three boys 'toughs'. They attended a local Church of England school and had been to the dentist that day. They had decided to hang around at Lord's in order to make some money by carrying bags or opening car doors and were indeed successful in that respect. Also, as Jack notes, the boys are not unkempt—they are simply wearing open-necked shirts and informal clothes typical of working-class boys of their day. By contrast, the two Harrow pupils were in special garb rather than what was typical of public-school boys of their day. This fascinating story provides some insight into the reasons why an unquestioning stance on photographs is something that should be discouraged. Ian Jack's article can be found at:

www.guardian.co.uk/society/2010/mar/23/ian-jack-photograph (accessed 8 November 2010).

Plate 23.1

Toffs and toughs



Copyright: Jimmy Sime/Hulton Archive Getty Images.



Official documents deriving from the state

The state is the source of a great deal of information of potential significance for social researchers. It produces a great deal of statistical information, some of which was touched on in Chapter 14. In addition to such quantitative data, the state is the source of a great deal of textual material of potential interest, such as Acts of Parliament and official reports.

An interesting use of official documents is Turner's (1994) employment of the reports of public inquiries into three disasters, one of which—the fire at the Summerland Leisure Centre, Douglas, Isle of Man, in 1973—is a particular emphasis in his discussion. The report was

published in 1974. Turner was primarily interested in the preconditions of the fire—the factors that were deemed by the inquiry to have led to the fire itself and to the way in which the handling of the incident produced such disastrous consequences (fifty deaths). In his initial analysis, which was based on a grounded theory approach, Turner aimed to produce a theoretical account of the fire's preconditions. Turner describes the process for this and the other two public inquiry reports he examined as one of slowly going through the details of the report. He describes the process as follows:


I asked, for each paragraph, what names or 'labels for ideas' I needed in order to identify those elements, events or notions which were of interest to me in my broad and initially very unfocused concern to develop a theory of disaster preconditions. I then recorded each name or concept label on the top of a 5 inch by 8 inch card, together with a note of the source paragraph, and added further paragraph references to the card as I encountered additional instances of the concept identified. (Turner 1994: 198)

He ended up with 182 of these cards, which provided the raw materials for building his theoretical model. Similar sources were employed by Weick (1990) in his study of the Tenerife plane crash in 1977, in that he used an official report of the Spanish Ministry of Transport and Communication and a further report by the US-based Airline Pilots Association.

Similar kinds of materials but in a different context were employed by Abraham (1994) in connection with his research on the medical drug Opren. The research was concerned with the role of interests and values in scientists' evaluations of the safety of medicines. The author describes his sources as 'publicly available transcripts of the testimonies of scientists, including many employed in the manufacture of Opren, Parliamentary debates, questions and answers in *Hansard*, and leaflets, letters, consultation papers and other documentation disposed by the British regulatory authority in respect of its duties under the 1968 British Medicines

Act' (Abraham 1994: 720). Abraham's research shows that there were inconsistencies in the scientists' testimonies, suggesting that interests play an important role in such situations. He also uses his findings to infer that the notion of a scientific ethos, which has been influential in the sociology of science, has limited applicability in areas of controversy in which interests come to the surface.

In terms of J. Scott's (1990) four criteria, such materials can certainly be seen as authentic and as having meaning (in the sense of being clear and comprehensible to the researcher), but the two other standards require somewhat greater consideration. The question of credibility raises the issue of whether the documentary source is biased. This is exactly the point of Abraham's (1994) research. In other words, such documents can be interesting precisely because of the biases they reveal. Equally, this point suggests that caution is necessary in attempting to treat them as depictions of reality. The issue of representativeness is complicated in that materials like these are in a sense unique, and it is precisely their official or quasi-official character that makes them interesting in their own right. There is also, of course, the question of whether the case itself is representative, but in the context of qualitative research this is not a meaningful question, because no case can be representative in a statistical sense. The issue is one of establishing a cogent theoretical account and possibly examining that account in other contexts. Turner (1994) in fact examined three disasters and noted many common factors that were associated with behaviour in crisis situations.



Official documents deriving from private sources

This is a very heterogeneous group of sources, but one type that has been used a great deal is company documents. Companies (and indeed organizations generally) produce many documents. Some of these are in the public domain, such as annual reports, mission statements, press releases, advertisements, and public relations material in printed form and on the World Wide Web. Other documents are not (or may not be) in the public domain, such as company newsletters, organizational charts, minutes of meetings, memos, internal and external correspondence, manuals for new recruits, and so on. Such

materials are often used by organizational ethnographers as part of their investigations, but the difficulty of gaining access to some organizations means that many researchers have to rely on public-domain documents alone. Even if the researcher is an insider who has gained access to an organization, it may well be that certain documents that are not in the public domain will not be available to him or her. For his study of ICI, Pettigrew (1985; see Research in focus 3.16) was allowed access to company archives, so that, in addition to interviewing, he was allowed to examine 'materials on company strategy and personnel

policy, documents relating to the birth and development of various company OD [organizational development] groups, files documenting the natural history of key organizational changes, and information on the recruitment and training of internal OD consultants, and the use made of external OD consultants' (Pettigrew 1985: 41).

Such information can be very important for researchers conducting case studies of organizations using such methods as participant observation or (as in Pettigrew's case) qualitative interviews. Other writers have relied more or less exclusively on documents. The study of the film director Alfred Hitchcock by Kapsis (1989) employed a combination of personal documents (notably correspondence) and official documents, such as production notes and publicity files (Research in focus 23.4).

Such documents need to be evaluated using Scott's four criteria. As with the materials considered in the previous section, documents deriving from private sources like companies are likely to be authentic and meaningful (in the sense of being clear and comprehensible to the researcher), though this is not to suggest that the analyst of documents should be complacent. Issues of credibility and representativeness are likely to exercise the analyst of documents somewhat more.

People who write documents are likely to have a particular point of view that they want to get across. An interesting illustration of this simple observation is provided by a study of company documentation by Forster (1994). In the course of a study of career development issues in a major British retail company (referred to pseudonymously as TC), Forster carried out an extensive analysis of company documentation relating primarily to human resource management issues, as well as interviews and a questionnaire survey. Because he was able to interview many of the authors of the documents about what they had written, 'both the accuracy of the documents and their authorship could be validated by the individuals who had produced them' (Forster 1994: 155). In other words, the authenticity of the documents was confirmed, and it would seem that credibility was verified as well. However, Forster also tells us that the documents showed up divergent interpretations among different groupings of key events and processes:

One of the clearest themes to emerge was the apparently incompatible interpretations of the same events and processes amongst the three sub-groups within the company—senior executives, HQ personnel staff and regional personnel managers. . . . These documents were not produced deliberately to distort or obscure events or processes being described, but their effect was to do precisely this. (Forster 1994: 160)

In other words, members of the different groupings expressed through the documents certain perspectives that reflected their positions in the organization. Consequently, although authors of the documents could confirm the content of those documents, the latter could not be regarded as 'free from error and distortion', as J. Scott (1990: 6) puts it. Therefore, documents cannot be regarded as providing objective accounts of a state of affairs. They have to be interrogated and examined in the context of other sources of data. As Forster's case suggests, the different stances that are taken up by the authors of documents can be used as a platform for developing insights into the processes and factors that lie behind divergence. In this instance, the documents are interesting in bringing out the role and significance of subcultures within the organization.

Issues of representativeness are likely to loom large in most contexts of this kind. Did Forster have access to a totally comprehensive set of documents? It could be that some had been destroyed or that he was not allowed access to certain documents that were regarded as sensitive. The case of the documents relating to Alfred Hitchcock is particularly interesting in this regard (see Research in focus 23.4). Hitchcock or possibly others may not have deposited documents that were less than favourable to his image. Since Kapsis's article is concerned with reputation building and particularly with the active part played by Hitchcock and others in the construction of his reputation as a significant film-maker, the part played by documents that might have been less than supportive of this reputation would be of considerable importance. This is not to say that such documents necessarily exist but that doubts are bound to surface whenever there is uncertainty about the representativeness of sources.



Research in focus 23.4

Constructing Alfred Hitchcock: personal and official documents

The focus of Kapsis's (1989) study of Alfred Hitchcock is the way in which a reputation is fashioned in popular culture. In particular, he emphasizes the way in which Hitchcock's reputation as a director changed in the 1960s and beyond from that of a popular entertainer to that of a celebrated maker of highly significant films. Kapsis's analysis emphasizes the importance of sponsors, such as the influential French director François Truffaut, in the process of re-evaluation of his work, as well as the part played by Hitchcock himself. The main source was the director's personal files, which had been lodged with the Academy of Motion Picture Arts and Sciences. This collection is made up of materials that could be described as both personal and official documents, as well as other sources:

- scripts, production notes, and publicity files;
- correspondence, especially between Hitchcock and Truffaut and with various arts organizations;
- fifty-two hours of taped interviews with Truffaut;
- speeches delivered between 1960 and 1975;
- newspaper and magazine clippings, especially reviews;
- interviews by Kapsis with various people associated with Hitchcock.



Mass-media outputs

Newspapers, magazines, television programmes, films, and other mass media are potential sources for social scientific analysis. Of course, we have encountered these kinds of source before when exploring content analysis in Chapter 13. In addition to mass-media outputs being explored using a quantitative form of data analysis like content analysis, such sources can also be examined so that their qualitative nature is preserved. Typically, such analysis entails searching for themes in the sources that are examined, but see the discussion on analysing documents below for a more detailed examination of this issue.

In Chapter 13, Beharrell's (1993) content analysis of AIDS/HIV in the British press was cited on several occasions as an illustration of different aspects of content analysis. However, in this particular publication, the content analysis served mainly as a backcloth to a detailed investigation of themes in media representations of the risk of heterosexual transmission of HIV. During the period of press coverage that Beharrell investigated, a key component of the British government's health education strategy concerning HIV transmission was

to demonstrate the risks associated with heterosexual transmission and especially the heightened risks of unprotected sex. Beharrell shows through an examination of such sources as editorials and articles by specialist medical reporters that three newspapers—the *Sun*, the *Daily Mail*, and the *Daily Express*—were consistently opposed to the government's campaign. For example, the *Daily Mail*'s editorials criticized the strategy on the grounds that it did not target sufficiently the high-risk groups—homosexuals and intravenous drug-users. By contrast, the *Daily Mirror* was broadly supportive of the campaign. For example, a feature article on the occasion of World AIDS Day in 1988 proclaimed: 'And what we must never forget is that there is still no cure or vaccine for AIDS. So the way to stop its spread is through information, education and changes in human behaviour. Only then will there be any hope of controlling this deadly scourge' (*Daily Mirror*, 1 Dec. 1988; quoted in Beharrell 1993: 226). The broadsheet newspapers, such as *The Times*, the *Independent*, and the *Guardian*, were, like the *Daily Mirror*, broadly supportive of the government's strategy of a general educational programme.

However, Beharrell also points to internal contradictions in newspapers' reporting, such as references to articles in tabloids like the *Sun* in the summer of 1991 warning of the risks of HIV infection among British tourists going abroad for sun, sea, and sex holidays. Research in focus 23.7 provides a further illustration of the qualitative interpretation of newspaper articles.

As Beharrell points out, his research shows that an examination of reporting like this brings out the difficulty of referring to the 'press' in an undifferentiated way, and even conventional distinctions between tabloids and broadsheets need to be treated with some caution following such evidence. It also points to some of the contradictions in reporting. A content analysis might have been able to bring out aspects of this set of findings, but the employment of a more fine-grained analysis allows a greater sensitivity to the nature and content of specific themes. Magazines provide similar potential, as the example in Research in focus 23.5 suggests.

Similar observations can frequently be made about films. Aitken (1998) has analysed five British documentary films made between 1929 and 1939. All the films are about or touch substantially upon work and organizations. As such, they could be regarded as telling us a great deal in a graphic way about these themes in the inter-war years. For example, one of the five films—*Night Mail* (1936)—provides an insight into the Royal Mail train delivery service and concentrates on the operation during one day and night. While a shift in emphasis was apparent over the years the films were made, Aitken notes that they reveal a celebration of manual and craft skills but provide a less enthusiastic or at least ambivalent depiction of administrative routines and organizational structures. As such, the films cannot be regarded as providing a neutral record of work and organizations during this period. Instead, they probably tell us more about the ambivalence towards large corporations during their emergence over this period.




Research in focus 23.5

Aberdeen football fanzines

Giulianotti (1997) has written about the fanzines that emerged in connection with Aberdeen football club, which was one of the clubs that were the focus of his ethnographic research (see Research in focus 19.2). He shows how the fanzines, some of which were defunct by the time of his analysis, play a role in the creation of a sense of identity among supporters, especially during a period of footballing decline. He shows, for example, that 'the fanzines combine the more traditional sense of cultural differences from the rest of Scotland with the North-East's self-deprecating, often self-defeating humour' (Giulianotti 1997: 231). An illustration of this tendency is through the medium of the sheep. Rival fans insist that Aberdeen supporters have an interest in this creature that extends beyond its potential as a provider of food and wool. This is revealed in the repetitive chant of rival supporters: 'Sheepshagging bastards, You're only [etc.] . . .' (Giulianotti 1997: 220). This allegation of bestiality is turned by the supporters upon themselves in their fanzines, so that the sheep is frequently used in cartoons, and stories about sheep frequent their pages.

Authenticity issues are sometimes difficult to ascertain in the case of mass-media outputs. While the outputs can usually be deemed to be genuine, the authorship of articles is often unclear (for example, editorials, some magazine articles), so that it is difficult to know whether the account can be relied upon as being written by someone in a position to provide an accurate version. Credibility is frequently an issue, but in fact, as the examples used in this section show, it is often the uncovering of error or distortion that is the objective of the analysis. Representativeness is rarely an issue for analy-

ses of newspaper or magazine articles, since the corpus from which a sample has been drawn is usually ascertainable, especially when a wide range of newspapers is employed, as in Beharrell's (1993) investigation. However, it is difficult to know whether the films analysed by Aitken (1998) are typical. Finally, the evidence is usually clear and comprehensible but may require considerable awareness of contextual factors, such as the need for Giulianotti to be aware of the symbolic significance of sheep to Aberdeen football supporters (see Research in focus 23.5).



Virtual documents

There is one final type of document that ought to be mentioned—documents that appear on the Internet. The vastness of the Internet and its growing accessibility make it a potent source of documents for both quantitative and qualitative data analysis. Issues involved in the analysis of such documents are discussed in Chapter 28. Two kinds of virtual documents tend to be the focus of attention: websites and Internet postings to message boards or forums. An example of the former is the content analysis by Dorsey et al. (2004) of websites by companies promoting ecotourism holidays—that is, ecologically sensitive tourism. They argue that the Internet has played a significant role in promoting these newer forms of tourism and were interested in the ways in which they are promoted on websites. Dorsey et al. submitted the websites they found to a detailed narrative analysis (see Chapter 24) guided by two research questions. First, do the companies advertising these tours on their websites do so in a manner consistent with the discourse of ecotourism and sustainable development? Second, does the online strategy of advertising these tours differ from traditional forms? Regarding the first research question, the researchers found that only two of the seven websites represented their tours in a manner consistent with the discourse of ecotourism and sustainable development. The others missed key elements of the discourse. As

regards the second research question, the researchers found that there was little difference between online advertising of such tourism and what had been found by previous researchers who had examined the advertising of ecotourism in traditional media. As an example of the analysis of Internet postings, it would be useful to look back to Research in focus 13.3, which reports two studies that examined illness-related websites and postings using a combination of quantitative and qualitative styles of content analysis.

There is clearly huge potential with the Internet as a source of documents, but Scott's criteria need to be kept in mind. First, authenticity: anyone could set up a website, so that such matters as financial advice may be given by someone who is not an authority. Second, credibility: we need to be aware of possible distortions. For example, if we were studying websites advertising holidays, we need to be aware of the distortions that may arise in the interests of selling. In the case of the research by Dorsey et al. reported above, that of course was precisely the point. Third, given the constant flux of the Internet, it is doubtful whether we could ever know how representative websites are on a certain topic. Finally, websites are notorious for a kind of Webspeak, so that it may be difficult to comprehend what is being said without considerable insider knowledge.



The reality of documents

An issue that has attracted attention only relatively recently and that has implications for the interpretation of documents (the focus of the next section) is that of the status of documents. It is clearly tempting to assume that documents reveal something about an underlying social reality, so that the documents that an organization generates (minutes of meetings, newsletters, mission statements, job definitions, and so on) are viewed as representations of the reality of that organization. In other words, we might take the view that such documents tell us something about what goes on in that organization and will help us to uncover such things as its culture or

ethos. According to such a view, documents are windows onto social and organizational realities.

However, some writers have expressed scepticism about the extent to which documents can be viewed in these terms. Rather than view documents as ways of gaining access to an underlying reality, writers like Atkinson and Coffey (2011) argue that documents should be viewed as a distinct level of 'reality' in their own right. Atkinson and Coffey argue that documents should be examined in terms of, on the one hand, the context in which they were produced and, on the other hand, their implied readership. When viewed in this way, documents

are significant for what they were supposed to accomplish and who they are written for. They are written in order to convey an impression, one that will be favourable to the authors and those whom they represent. Moreover, any document should be viewed as linked to other documents, because invariably they refer to and/or are a response to other documents. Other documents form part of the context or background to the writing of a document. Atkinson and Coffey refer to the interconnectedness of documents as *inter-textuality*.

The minutes of a meeting in an organization might be the kind of document that would interest a social scientist. On the face of it, they are a record of such things as: issues raised at the meeting; the discussion of those issues; views of the participants; and actions to be taken. As such, they might be deemed interesting for a social researcher for their ability to reveal such things as the culture of the organization or section responsible for the minutes, its preoccupations, and possible disputes among the meeting participants. However, precisely because the minutes are a document that are to be read not only by participants but also by others (members of other departments or of other organizations or in the case of a public-sector organization the minutes may be accessed by the public under the Freedom of Information Act), they are likely to be written with prospective scrutiny by others in mind. Disagreements may be suppressed and actions to be taken may reflect a desire to demonstrate that important issues are to be addressed rather than because of a genuine desire for acting on them. Also, the minutes are likely to be connected either explicitly or implicitly to other documents of that organization, such as previous minutes, mission statements, job definitions, organizational regulations, and various documents external to the organization (for example, legislation). Further, following Atkinson and Coffey's suggestions, the minutes should be examined for the ways in which language is employed to convey the messages that are contained.

Atkinson and Coffey's central message is that documents have a distinctive ontological status, in that they form a separate reality, which they refer to as a 'documentary reality', and should not be taken to be 'transparent representations' of an underlying organizational or social reality. They go on to write: 'We cannot . . . learn through written records alone how an organization actually operates day by day. Equally, we cannot treat records—however "official"—as firm evidence of what they report' (Atkinson and Coffey 2011: 79).

Atkinson and Coffey's central point is that documents need to be recognized for what they are—namely, texts written with distinctive purposes in mind, and not as

simply reflecting reality. This means that, if the researcher wishes to employ documents as a means of understanding aspects of an organization and its operations, it is likely that he or she will need to buttress an analysis of documents with other sources of data. In this context, it is interesting to reflect on Atkinson and Coffey's illustrative examination of a document—Cardiff University's submission to the Sociology Panel for the 2008 Research Assessment Exercise (RAE). The research of UK universities is periodically assessed by panels organized around disciplines. It is a major feature of life in UK universities. Each unit of assessment (in this case Sociology) submits a document that records the activities of that unit and the publications of its members. The document and in particular the publications are then assessed by panels of peers. Two particular points from Atkinson and Coffey's analysis are especially noteworthy. First, while the English employed is largely uncomplicated, the significance of the document and its nuances would be lost on most people who do not have a fair amount of inside knowledge of UK higher education and the importance of the exercise within it. Readers can make sense of these RAE documents in terms of what they tell us about academic life in UK universities and the role of external audits within them only if they are insiders to that process. They are like participant observers. As such, they are able to bolster their examination of the documents by drawing on their experiences of modern university life. In other words, insiders have additional data on which they can draw in helping them to understand what the documents reveal about UK universities and modern audit culture. Thus, if we want to treat documents as telling us something about an underlying reality, we are likely to need to employ other sources of data regarding that reality and the contexts within which the documents are produced (see Research in focus 23.6 for an example). A similar point can be made in relation to the study by O'Reilly et al. of REC letters presented in Research in focus 22.3. As the authors note: 'Regardless of what has happened during the REC meeting, the decision letter goes on to create its own "documentary reality"' (O'Reilly et al. 2009: 257). The letter has a life of its own and requires for its understanding other documents (such as REC guidelines and final decision outcomes) and the backcloth of an increasingly tight regime of ethical practice in the social sciences.

Second, the document is rhetorically designed to 'do something'. It is designed to present the Cardiff department in the best possible light using the nuanced language and signifiers of higher education reputation. As Prior (2008) observes, documents are typically viewed

by social researchers as resources to be worked on and for their substantive meaning to be unravelled, perhaps using techniques introduced in this chapter and in Chapters 13 and 24. At the same time, documents are written to get something done and as such are parts of chains of action that are potential research topics in their own right. Thus, the Cardiff submission's goal of representing its reputation in the best possible light has to be viewed in relation to the evidence supplied to support

its arguments (intertextuality) and the outcomes of the exercise as well as the implications of those outcomes for the department's continued success. This orientation to documents represents a shift in how they are conceived for research purposes. For many researchers, their content will continue to be the main focus of attention, but it is also important to be attuned to the significance of documents in terms of the parts they play in organizations and elsewhere.




Research in focus 23.6

Documents and disaster

Diane Vaughan (1996) wrote an extremely highly regarded book on the *Challenger* accident. This disaster occurred in January 1986 when the Space Shuttle *Challenger* burst into flames just after its launch. Vaughan had been interested in what she calls the 'dark side' of organizations and wanted to use this dreadful incident as a case study for understanding the chain of individual and organization factors that preceded and led to the decision to launch the shuttle in spite of evidence of possible problems. A huge report was written by the Presidential Commission that was appointed to investigate the accident. This report might have been considered sufficient to provide insights into the issues in which she was interested, but Vaughan also examined various other sources: an archive of NASA documents; other investigations of the accident; US House of Representatives hearing transcripts; transcripts of 160 interviews with people involved with *Challenger* conducted by government investigators; risk-assessment documents that were solicited by Vaughan under the US Freedom of Information Act; and numerous interviews conducted by Vaughan herself (Vaughan 2004).

However, as Vaughan (2006) points out, examining documents like Presidential Commission reports can be extremely illuminating about the kinds of issues that they emphasize and the kinds of ways in which the issues are framed. This is precisely the point Atkinson and Coffey (2011) make in connection with the notion that documents provide a distinctive take on reality in their own right. Vaughan (2006) examined three Commission Reports: the *Challenger* report; the *Columbia* Accident Investigation Board Report, which dealt with another space shuttle disaster that took place in February 2003; and the 9/11 Commission Report. She shows that each report was shaped by a dominant frame, which was respectively: an 'accident investigation frame'; a 'sociological frame'; and an 'historical/war frame' (2006: 304). Further, she notes that the 9/11 report located causation in what she calls 'regulatory failure' (2006: 300), which is to do with problems with the activities of the agencies charged with upholding national security. An effect of that attribution of causation is to absolve the President and to some extent US foreign policy of responsibility. This examination of documents in their own right implies that they can tell us about such things as how those responsible for reporting officially on major incidents construe the background and causal precedents of those incidents. As such, the reports are interesting as much for where responsibility is *not* perceived as lying. As Atkinson and Coffey remind us, what they cannot tell us is what actually led up to them.



Interpreting documents

Although it means straying into areas that are relevant to the next chapter, this section will briefly consider the

question of how, if you are not using content analysis, you interpret documents. Three possible approaches are



Research in focus 23.7

Using critical discourse analysis to interpret newspaper articles

Critical discourse analysis was introduced in Chapter 22 as an approach to the examination of language and its use that can be applied to a variety of different materials. Teo (2000) employed it in relation to news reporting in Australian newspapers. Teo's focus of interest was the ways in which racism surfaced or was neutralized in two of the main Sydney newspapers. He emphasized in particular nine articles to do with 5T, a young Vietnamese gang that is relatively openly involved in drug-dealing in a suburb of Sydney. Critical discourse analysis was a suitable approach to interpreting these documents because of its capacity to provide insights into the way in which language use produces and legitimates racism in the press. As Teo observes, the 'critical' element in critical discourse analysis invites attention to the ideological basis of a discourse that naturalizes and thereby renders acceptable stances like racism. He notes a variety of mechanisms that are employed to convey a particular position with regard to racism and the police service's war on drugs. For example, Teo refers to the linguistic device that he refers to as *generalization*, which occurs when a cluster of characteristics of an identified group of individuals is extended (that is, generalized) to a wider set of individuals. For example, he finds:

In the newspaper discourse under analysis, we observe a *generalization* of the crimes of the 5T . . . to a progressively wider group of people (Vietnamese, Southeast Asians and Asians). References to 'Vietnamese' and 'Asian' appears so consistently and frequently in relation to criminal activities of the 5T that it becomes almost an endemic part of the drug culture of Australia. (Teo 2000: 16)

Examples quoted include: 'three Vietnamese men gunned down', 'the tall youth of Asian appearance', and 'five other youths of Asian appearance' (Teo 2000: 17). Here, then, the use of a critical discourse analysis approach to these documents provides a means of gaining insight into the ideological foundations of racism.

outlined: qualitative content analysis; semiotics; and hermeneutics. In addition to these, discourse analysis, which was covered in Chapter 22, has been employed as an approach for analysing documents. Research in focus 23.7 provides an example of the use of critical discourse analysis in relation to the interpretation of one kind of document reviewed in this chapter—newspaper articles.

Qualitative content analysis

This is probably the most prevalent approach to the qualitative analysis of documents. It comprises a searching-out of underlying themes in the materials being analysed and can be discerned in several of the studies referred to earlier, such as Beharrell (1993), Giulianotti (1997), and Aitken (1998). The processes through which the themes are extracted is often not specified in detail. The extracted themes are usually illustrated—for example, with brief quotations from a newspaper article or magazine. Seale (2002: 109) examined newspaper reports in which people with cancer are portrayed. One of the phases of his analysis entailed an 'NVivo coding exercise,

in which sections of text concerning themes of interest were identified and retrieved'. He was especially interested in gender differences in how sufferers are represented and shows, for example, that stories about men were much more likely to include certain themes, such as how a person's character is important in helping him deal with the disease. The procedures adopted by Turner (1994) in connection with his research on the Summerland disaster are an example of the search for themes in texts, although Turner provided greater detail about what he did than is often the case. Research in focus 23.8 provides an example of a thematic analysis that illustrates some of its ingredients.

Altheide (1996) has outlined an approach that he calls **ethnographic content analysis** (which he contrasts with quantitative content analysis of the kind outlined in Chapter 13). Altheide's approach (which he refers to as ECA) represents a codification of certain procedures that might be viewed as typical of the kind of qualitative content analysis on which many of the studies referred to so far are based. He describes his approach as differing from traditional quantitative content analysis in that the



Research in focus 23.8

Discerning themes in cartoons

The study in this Research in focus feature relates to an unusual kind of document—cartoons. This is unusual because most documents on which social researchers carry out analyses are textual rather than visual. Nonetheless, the study provides an interesting illustration of the extraction of themes from documents.

As a component of their study of the Canadian refugee system, Phillips and Hardy (2002: 75–8; see also Hardy and Phillips 1999) analysed 127 cartoons that appeared in Canadian newspapers in the 1987–9 period. The cartoons were connected with the general issues of immigration and refugees. They describe this collection of cartoons as a dataset that was waiting for a research question, implying that they had collected the cartoons without any guiding principles, other than that they should relate to immigration and refugees. On examining the cartoons, they began to appreciate that the cartoons represented broader societal constructions of the immigrant, and this realization informed their analyses of the documents into themes. Early on in their examination of the cartoons, they realized that most cartoons relate to one or more of the following four objects:

1. the refugee;
2. government;
3. the immigration system; and
4. the public (this fourth category was not a common one).

Further analysis revealed that in relation to each of these objects distinctive themes could be discerned. Each of these themes reflects the different ways that each of the four objects was represented in the cartoons. For example, seven themes could be discerned in the ways in which the immigration system was represented in the cartoons:

1. as inconsistent (23);
2. as inadequate (17);
3. as too tough (12);
4. as too lenient (10);
5. as too slow (7);
6. as gullible (7);
7. as honourable (1).

Each theme was accompanied by a definition. For example, the immigration system as inconsistent was defined as: 'Certain groups, such as illegal immigrants, fraudulent refugees, or individuals with political connections, are treated preferentially' (Phillips and Hardy 2002: 77). Hardy and Phillips (1999) also provide data on the frequency with which each of these themes occurred. The figures in parentheses above represent the number of cartoons that depicted each of the themes relating to the immigration system.

Hardy and Phillips (1999) provide some illustrative cartoons. For example, the immigration system as too tough is illustrated by an apparent refugee family of a couple and young child arriving at a door with the sign 'Immigration Canada Refugee Assessment'. Instead of a welcome mat in front of the door is a mat inscribed 'GET LOST'.

This research was conducted within a discourse analysis orientation, which is revealed in the authors' interest in the way in which the category of refugee is constructed through discourse and images and how both governments and non-governmental organizations with an interest in immigrants and refugees drew upon these discursive resources. However, the main point is that thematic analysis is a common approach to analysing documents (and indeed interview transcripts) and that it can be applied in relation to different kinds of orientation to qualitative data.

researcher is constantly revising the themes or categories that are distilled from the examination of documents. As he puts it:

ECA follows a recursive and reflexive movement between concept development–sampling–data, collection–data, coding–data, and analysis–interpretation. The aim is to be systematic and analytic but not rigid. Categories and variables initially guide the study, but others are allowed and expected to emerge during the study, including an orientation to *constant discovery* and *constant comparison* of relevant situations, settings, styles, images, meanings, and nuances. (Altheide 1996: 16; emphases in original)

Thus, with ECA there is much more movement back and forth between conceptualization, data collection, analysis, and interpretation than is the case with the kind of content analysis described in Chapter 13. Quantitative content analysis typically entails applying predefined categories to the sources; ECA employs some initial categorization, but there is greater potential for refinement of those categories and the generation of new ones. In addition, ECA emphasizes the context within which documents are generated, so that a study of newspaper reporting of violence requires an appreciation of new organizations and the work of journalists (Altheide 2004).

Altheide (2004) describes the steps involved as requiring the researcher to:

- generate a research question;
- become familiar with the context within which the documents were/are generated;
- become familiar with a small number of documents (6–10);
- generate some categories that will guide the collection of data and draft a schedule for collecting the data in terms of the generated categories;
- test the schedule by using it for collecting data from a number of documents;
- revise the schedule and select further cases to sharpen it up.

Once this process has been gone through, the schedule can be employed for the collection of data from documents.

Qualitative content analysis as a strategy of searching for themes in one's data lies at the heart of the coding approaches that are often employed in the analysis of

qualitative data and as such will be encountered again in the next chapter.

Semiotics

Semiotics is invariably referred to as the 'science of signs'. It is an approach to the analysis of symbols in everyday life and as such can be employed in relation not only to documentary sources but also to all kinds of other data because of its commitment to treating phenomena as texts. The main terms employed in semiotics are:

- the **sign**—that is, something that stands for something else;
- the sign is made up of: a *signifier* and the *signified*;
- the *signifier* is the thing that points to an underlying meaning (the term *sign vehicle* is sometimes used instead of *signifier*);
- the *signified* is the meaning to which the signifier points;
- a **denotative meaning** is the manifest or more obvious meaning of a signifier and as such indicates its function;
- a *sign-function* is an object that denotes a certain function;
- a **connotative meaning** is a meaning associated with a certain social context that is in addition to its denotative meaning;
- *polysemy* refers to a quality of signs—namely, that they are always capable of being interpreted in many ways;
- the *code* is the generalized meaning that interested parties may seek to instil in a sign; a code is sometimes also called a *sign system*.

Semiotics is concerned to uncover the hidden meanings that reside in texts as broadly defined. Consider, by way of illustration, the curriculum vitae (CV) in academic life. The typical CV that an academic will produce contains such features as: personal details; education; previous and current posts; administrative responsibilities and experience; teaching experience; research experience; research grants acquired; and publications. We can treat the CV as a system of interlocking signifiers that signify at the level of denotative meaning a summary of the individual's experience (its sign function) and at the connotative level an indication of an individual's value, particularly in connection with his or her prospective employability. Each CV is capable of being interpreted in different ways, as anyone who has ever sat in on a short-listing meeting for a lectureship can testify, and is

therefore polysemic, but there is a code whereby certain attributes of CVs are seen as especially desirable and are therefore less contentious in terms of the attribution of meaning. Indeed, applicants for posts know this latter point and devise their CVs to amplify the desired qualities so that the CV becomes an autobiographical practice for the presentation of self, as Miller and Morgan (1993) have suggested.

Research in focus 23.9 provides an illustration of a study from a semiotic perspective of Disneyland as a text. The chief strength of semiotics lies in its invitation to the analyst to try to see beyond and beneath the apparent ordinariness of everyday life and its manifestations. The

main difficulty one often feels with the fruits of a semiotic analysis is that, although we are invariably given a compelling exposition of a facet of the quotidian, it is difficult to escape a sense of the arbitrariness of the analysis provided. However, in all probability this sensation is unfair to the approach, because the results of a semiotic analysis are probably no more arbitrary than any interpretation of documentary materials or any other data, such as a thematic, qualitative content analysis of the kind described in the previous section. Indeed, it would be surprising if we were not struck by a sense of arbitrariness in interpretation, in view of the principle of polysemy that lies at the heart of semiotics.



Research in focus 23.9

A semiotic Disneyland

Gottdiener (1982; 1997: 108–15) has proposed that Disneyland in Los Angeles, California, can be fruitfully analysed through a semiotic analysis. In so doing, he was treating Disneyland as a text. One component of his analysis is that Disneyland's meaning 'is revealed by its oppositions with the quotidian—the alienated everyday life of residents of L.A.' (1982: 148). He identifies through this principle nine *sign systems* that entail a contrast between the park and its surrounding environment: transportation; food; clothing; shelter; entertainment; social control; economics; politics; and family. Thus, the first of these sign systems—transportation—reveals a contrast between the Disneyland visitor as pedestrian (walk in a group; efficient mass transportation, which is fun) and as passenger (car is necessary; poor mass transportation; danger on the congested freeways). A further component of his analysis entails an analysis of the connotations of the different 'lands' that make up the park. He suggests that each land is associated as a signifier with signifiers of capitalism, as follows:

- Frontierland—predatory capital
- Adventureland—colonialism/imperialism
- Tomorrowland—state capital
- New Orleans—venture capital
- Main Street—family capital. (Gottdiener 1982: 156)

Hermeneutics

Hermeneutics refers to an approach that was originally devised in relation to the understanding or interpretation of texts and of theological texts in particular. It has been influential in the general formulation of interpretivism as an epistemology (see Chapter 2, where the idea of hermeneutics was briefly encountered) and is more or less synonymous with Weber's notion of *Verstehen*. The central idea behind hermeneutics is that the analyst of a text must seek to bring out the meanings of a text from the perspective of its author. This will entail attention to the social and historical context within which the text was produced. An approach to the analysis of texts like

qualitative content analysis can be hermeneutic when it is sensitive to the context within which texts were produced. Hermeneutics is seen by its modern advocates as a strategy that has potential in relation both to texts as documents and to social actions and other non-documentary phenomena.

Phillips and Brown (1993) and Forster (1994) separately identify an approach to the interpretation of company documents that they describe as a *critical hermeneutic* approach. A hermeneutic approach, because of its emphasis on the location of interpretation within a specific social and historical context, would seem to represent an invitation to ensure that the analyst of texts is fully conversant with that context. As such, the approach is

likely to entail the collection and analysis of data that will allow an understanding in context to be forged. As noted previously, Forster's study of the company referred to as TC included interviews with senior managers and a questionnaire survey. For their study of the corporate image advertisements of a Canadian company that produces synthetic crude oil, Phillips and Brown also employed a large database of magazine and newspaper articles relating to the company, which supplied the authors with additional documentary materials. Forster's critical hermeneutic analysis entailed the interrogation of the documents and the extraction of themes from them by reference to his knowledge of the organizational context within which the documents and the people and events within them were located.

Phillips and Brown's (1993) somewhat more formal approach entailed the examination of the advertisements in terms of three 'moments'.

1. *The social-historical moment*, which involves 'an examination of the producer of the text, its intentional recipient, its referent in the world [i.e. what it refers to], and the context in which the text is produced, transmitted, and received' (1993: 1558).
2. *The formal moment*, which involves 'a formal analysis of the structural and conventional aspects of the text' (1993: 1563). This means that the texts must be examined in terms of the constituent parts of each text and the writing conventions employed. This phase can involve the use of any of several techniques, such as semiotics or discourse analysis (see Chapter 20). Phillips and Brown used the former of these.
3. *The interpretation-reinterpretation moment*, which 'involves the interpretation of the results of the first two moments' (1993: 1567); in other words, they are synthesized.

Through this strategy, Phillips and Brown show, for example, the ways in which the corporate image advertisements constitute an attempt to mobilize support for the company's activities from government (and from among the public, who were unlikely to be familiar with the company) at a time of intense competition for funding, and to ward off environmental legislation. The approach has points of affinity with the idea of the active audience perspective, in that there is an emphasis on the reception of texts and as such the notion that there may be a plurality of interpretations of them.

The critical hermeneutic approach thus can draw on practices associated with qualitative content analysis and can fuse them with ways of formally approaching texts, such as semiotics. What is crucial is the linkage that is made between understanding the text from the point of view of the author and the social and historical context of its production. Indeed, in many respects, for a hermeneutic approach, the latter is a precondition of the former. Its appeal to qualitative researchers is that it is an approach to the analysis of documents (and indeed other data) that explicitly draws on two central tenets of the qualitative research strategy: an emphasis on the point of view of the author of the text and a sensitivity to context.



Checklist

Evaluating documents

- Can you answer the following questions?
 - Who produced the document?
 - Why was the document produced?
 - Was the person or group that produced the document in a position to write authoritatively about the subject or issue?
 - Is the material genuine?
 - Did the person or group have an axe to grind and if so can you identify a particular slant?
 - Is the document typical of its kind and if not is it possible to establish how untypical it is and in what ways?
 - Is the meaning of the document clear?

- Can you corroborate the events or accounts presented in the document?
- Are there different interpretations of the document from the one you offer and if so what are they and why have you discounted them?



Key points

- Documents constitute a very heterogeneous set of sources of data, which include personal documents, official documents from both the state and private sources, and the mass media.
- Such materials can be the focus of both quantitative and qualitative enquiry, but the emphasis in this chapter has been upon the latter.
- Documents of the kinds considered may be in printed, visual, digital, or indeed any other retrievable format.
- Criteria for evaluating the quality of documents are: authenticity; credibility; representativeness; and meaning. The relevance of these criteria varies somewhat according to the kind of document being assessed.
- There are several ways of analysing documents within qualitative research. In this chapter we have covered qualitative content analysis, semiotics, and hermeneutics.



Questions for review

- What is meant by a document?
- What are Scott's four criteria for assessing documents?

Personal documents

- Outline the different kinds of personal documents.
- How do they fare in terms of Scott's criteria?
- What might be the role of personal documents in relation to the life history or biographical method?
- What uses can family photographs have in social research?

Official documents deriving from the state

- What do the studies by Abraham (1994) and Turner (1994) suggest in terms of the potential for social researchers of official documents deriving from the state?
- How do such documents fare in terms of Scott's criteria?

Official documents deriving from private sources

- What kinds of documents might be considered official documents deriving from private sources?
- How do such documents fare in terms of Scott's criteria?

Mass-media outputs

- What kinds of documents are mass-media outputs?
- How do such documents fare in terms of Scott's criteria?

Virtual documents

- Do Internet documents and other virtual outputs raise special problems in terms of assessing them from the point of view of Scott's criteria?

The reality of documents

- In what sense can documents provide evidence on which social researchers can draw as data?

Interpreting documents

- What is thematic analysis?
- How does qualitative content analysis differ from the kind of content analysis discussed in Chapter 12?
- What is a sign? How central is it to semiotics?
- What is the difference between denotative meaning and connotative meaning?
- What is a hermeneutic approach to documents?
- What lessons can be learned from the studies by Phillips and Brown (1993) and by Forster (1994) concerning the potential uses of a hermeneutic approach?



Online Resource Centre

www.oxfordtextbooks.co.uk/orc/brymansrm4e/


Visit the Online Resource Centre that accompanies this book to enrich your understanding of documents as sources of data. Consult web links, test yourself using multiple choice questions, and gain further guidance and inspiration from the Student Researcher's Toolkit.

24

Qualitative data analysis

Chapter outline

Introduction	565
General strategies of qualitative data analysis	566
Analytic induction	566
Grounded theory	567
Basic operations in qualitative data analysis	575
Steps and considerations in coding	576
Turning data into fragments	577
Problems with coding	578
Thematic analysis	578
Narrative analysis	582
Secondary analysis of qualitative data	586
<i>Key points</i>	587
<i>Questions for review</i>	588





Chapter guide

Because qualitative data deriving from interviews or participant observation typically take the form of a large corpus of unstructured textual material, they are not straightforward to analyse. Moreover, unlike quantitative data analysis, clear-cut rules about how qualitative data analysis should be carried out have not been developed. In this chapter, some general approaches to qualitative data analysis will be examined, along with *coding*, which is the main feature of most of these approaches. The chapter explores:

- *analytic induction* as a general strategy of qualitative data analysis;
- *grounded theory* as a general strategy of qualitative data analysis; this is probably the most prominent of the general approaches to qualitative data analysis; the chapter examines its main features, processes, and outcomes, along with some of the criticisms that are sometimes levelled at the approach;
- *coding* as a key process in grounded theory and in approaches to qualitative data analysis more generally; it is the focus of an extended discussion in terms of what it entails and some of the limitations of a reliance on coding;
- the criticism that is sometimes made of coding in relation to qualitative data—namely, that it tends to fragment data; the idea of *narrative analysis* is introduced as an approach to data analysis that is gaining a growing following and that does not result in data fragmentation;
- the possibility of conducting a secondary analysis of other researchers' qualitative data is examined.

Introduction

One of the main difficulties with qualitative research is that it very rapidly generates a large, cumbersome database because of its reliance on prose in the form of such media as field notes, interview transcripts, or documents. Miles (1979) has described qualitative data as an 'attractive nuisance', because of the attractiveness of its richness but the difficulty of finding analytic paths through that richness. The researcher must guard against being captivated by the richness of the data collected, so that there is a failure to give the data wider significance for the social sciences. In other words, it is crucial to guard against failing to carry out a true analysis. This means that you must protect yourself against the condition Lofland (1971: 18) once called 'analytic interruptus'.

Yet, finding a path through the thicket of prose that makes up your data is not an easy matter and is baffling to many researchers confronting such data for the first time. 'What do I do with it now?' is a common refrain. In large part, this is because, unlike the analysis of quantitative data, there are few well-established and widely accepted rules for the analysis of qualitative data. Although learning the techniques of quantitative data analysis may seem painful at the time, they do give you an unambiguous set of rules about how to handle your


data. You still have to interpret your analyses, but at least there are relatively clear rules for getting to that point. Qualitative data analysis has not reached this degree of codification of analytic procedures, and many writers would argue that this is not necessarily desirable anyway (see Bryman and Burgess 1994b on this point). What *can* be provided are broad guidelines (see Okely 1994), and it is in the spirit of this suggestion that this chapter has been written.

This chapter has two main sections.

1. *General strategies of qualitative data analysis*. In this section, I consider two approaches to data analysis—**analytic induction** and **grounded theory**.
2. *Basic operations in qualitative data analysis*. This section entails a consideration in particular of **coding**.

In addition, I consider **narrative analysis**, which is an approach to qualitative data analysis, which is to a certain extent different in style from the emphasis on coding that can be seen in both grounded theory and the basic operations typically used by qualitative researchers, and the secondary analysis of qualitative data.

In the next chapter, the use of computers in qualitative data analysis will be outlined.



General strategies of qualitative data analysis

This section considers two strategies of analysis—analytic induction and grounded theory. They are probably the most frequently cited approaches, though others do exist (e.g. R. Williams 1976; Hycner 1985). By a general strategy of qualitative data analysis, I simply mean a framework that is meant to guide the analysis of data. As we will see, one of the ways in which qualitative and quantitative data analysis sometimes differ is that, with the latter, analysis invariably occurs after your data have been collected. However, as noted in Chapter 17, general approaches like grounded theory (and analytic induction) are often described as *iterative*—that is, there is a repetitive interplay between the collection and analysis of data. This means that analysis starts after some of the

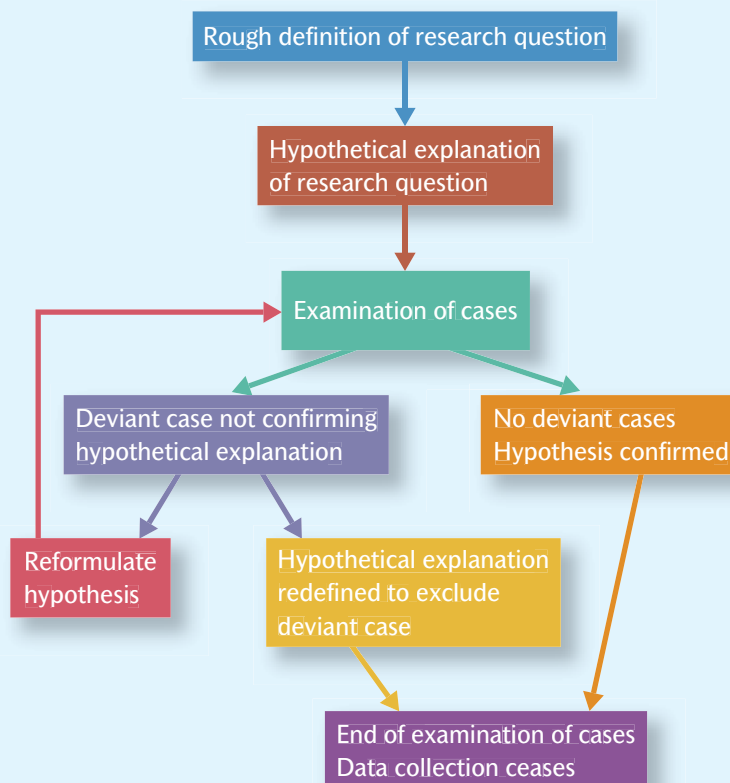
data have been collected, and the implications of that analysis then shape the next steps in the data-collection process. Consequently, while grounded theory and analytic induction are described as strategies of analysis, they can also be viewed as strategies for the *collection* of data.

Analytic induction

The main steps in analytic induction are outlined in Figure 24.1. Analytic induction (see Key concept 24.1) begins with a rough definition of a research question, proceeds to a hypothetical explanation of that problem, and then continues on to the collection of data (examination

Figure 24.1

The process of analytic induction





Key concept 24.1

What is analytic induction?

Analytic induction is an approach to the analysis of data in which the researcher seeks universal explanations of phenomena by pursuing the collection of data until no cases that are inconsistent with a hypothetical explanation (deviant or negative cases) of a phenomenon are found.

of cases). If a case that is inconsistent with the hypothesis is encountered, the analyst *either* redefines the hypothesis so as to exclude the deviant or negative case *or* reformulates the hypothesis and proceeds with further data collection. If the latter path is chosen, if a further deviant case is found, the analyst must choose again between reformulation or redefinition.

As this brief outline suggests, analytic induction is an extremely rigorous method of analysis, because encountering a single case that is inconsistent with a hypothesis is sufficient to necessitate further data collection or a reformulation of the hypothesis. Nor should the alternative of reformulating the hypothetical explanation be regarded as a soft option, as is shown by Katz's (1982) study of poverty lawyers in Chicago. Katz was interested in finding some characteristics that distinguished those who stayed on for some time as lawyers to help the poor (in spite of the lower pay and status associated with such work) from those whose tenure was brief. He writes that 'the definition of the explanandum [the phenomenon to be explained] was changed from staying two years, to desiring to stay two years, to desiring to stay in a frustrating place, to involvement in a frustrating place, to involvement in an insignificant status . . .' (Katz 1982: 200). Each shift necessitated a reanalysis and reorganization of his data. The rigours of analytic induction have not endeared the approach to qualitative researchers, and most of the examples used in textbooks to illustrate analytic induction derive from the 1940s and early 1950s (Bryman and Burgess 1994a: 4). Katz's work is unusual in being a relatively recent example. Bloor (1978) used a version of analytic induction in a study of doctors' decisions about whether to recommend an adenotonsillectomy. His approach especially diverged from the sequence described in Figure 24.1 in that a specific hypothesis was not formulated. An account using Bloor's approach can be found in Johnson (1998).

Two further problems with analytic induction are worth noting. First, the final explanations that analytic induction arrives at specify the conditions that are *sufficient* for the phenomenon occurring but rarely specify

the *necessary* conditions. This means that analytic induction may find out why people of certain characteristics or in certain circumstances become drug addicts (the focus of one major analytic induction study by Lindesmith 1947), but it does not allow us to say why those particular people became addicts rather than others in the same situation with the same characteristics. Second, it does not provide useful guidelines (unlike grounded theory) as to how many cases need to be investigated before the absence of negative cases and the validity of the hypothetical explanation (whether reformulated or not) can be confirmed.

Grounded theory

Grounded theory (see Key concept 17.2) has become by far the most widely used framework for analysing qualitative data. The book that is the chief wellspring of the approach, *The Discovery of Grounded Theory: Strategies for Qualitative Research* by Barney G. Glaser and Anselm L. Strauss (published in 1967), must be one of the most widely cited books in the social sciences. However, providing a definitive account of the approach is by no means a straightforward matter for the following reasons.

- Glaser and Strauss developed grounded theory along different paths after the publication of the above book. Glaser felt that the approach to grounded theory that Strauss was promoting (most notably in Strauss 1987, and Strauss and Corbin 1990) was too prescriptive and emphasized too much the development of concepts rather than of theories (Glaser 1992). However, because of the greater prominence of Strauss's writings, his version is largely the one followed in the exposition below. There is, however, considerable controversy about what grounded theory is and entails (Charmaz 2000). It is not uncommon for users of grounded theory to indicate whether the version that they are following is the Glaserian or the Straussian approach.
- Straussian grounded theory has changed a great deal over the years. This is revealed in a constant addition

to the tool chest of analytic devices that is revealed in his writings.

- Some writers have suggested that grounded theory is honoured more in the breach than in the observance, implying that claims are often made that grounded theory has been used but that evidence of this being the case is at best uncertain (Bryman 1988a: 85, 91; Locke 1996; Charmaz 2000). Sometimes the term is employed simply to imply that the analyst has grounded his or her theory in data, so that grounded theory is more or less synonymous with an **inductive** approach. Grounded theory is more than this and refers to a set of procedures that are described below. Referencing academic publications is often part of a tactic of persuading readers of the legitimacy of one's work (Gilbert 1977), and this process can be discerned in the citation of grounded theory. Alternatively, researchers sometimes appear to have used just one or two features of grounded theory but refer to their having used the approach without qualification (Locke 1996). Against such a background, writing about the essential ingredients of grounded theory is not an easy matter.

It is not going to be possible to describe here grounded theory in all its facets; instead, its main features will be outlined. In order to organize the exposition, I find it helpful to distinguish between *tools* and *outcomes* in grounded theory.

Tools of grounded theory

Some of the tools of grounded theory have been referred to in previous chapters. Their location is indicated in the list that follows.

- *Theoretical sampling*—see Key concept 18.3.
- *Coding*—the key process in grounded theory, whereby data are broken down into component parts, which are given names. It begins soon after the collection of initial data. As Charmaz (2000: 515) puts it: 'We grounded theorists code our emerging data as we collect it. . . . Unlike quantitative research that requires data to fit into *preconceived* standardized codes, the researcher's interpretations of data shape his or her emergent codes in grounded theory' (emphasis in original). In grounded theory, different types or levels of coding are recognized (see the section on 'Coding in grounded theory' below).
- *Theoretical saturation*—see Key concept 18.4. Theoretical saturation is a process that relates to two phases in grounded theory: the coding of data (implying that you reach a point where there is no further point in reviewing your data to see how well they fit with your concepts or categories) and the collection of data (implying that, once a concept or category has been developed, you may wish to continue collecting data to determine its nature and operation but then reach a point where new data are no longer illuminating the concept).
- *Constant comparison*—an aspect of grounded theory that was prominent in Glaser and Strauss (1967) and that is often referred to as a significant phase by practitioners, but that seems to be an implicit, rather than an explicit, element in more recent writings. It refers to a process of maintaining a close connection between data and conceptualization, so that the correspondence between concepts and categories with their indicators is not lost. More specifically, attention to the procedure of **constant comparison** enjoins the researcher constantly to compare phenomena being coded under a certain **category** so that a theoretical elaboration of that category can begin to emerge. Glaser and Strauss advised writing a *memo* (see below) on the category after a few phenomena had been coded. It also entails being sensitive to contrasts between the categories that are emerging.

Coding in grounded theory

Coding is one of the most central processes in grounded theory. It entails reviewing transcripts and/or field notes and giving labels (names) to component parts that seem to be of potential theoretical significance and/or that appear to be particularly salient within the social worlds of those being studied. As Charmaz (1983: 186) puts it: 'Codes . . . serve as shorthand devices to *label, separate, compile, and organize* data' (emphases in original). Coding is a somewhat different process from coding in relation to quantitative data, such as survey data. With the latter, coding is more or less solely a way of managing data, whereas in grounded theory, and indeed in approaches to qualitative data analysis that do not subscribe to the approach, it is an important first step in the generation of theory. Coding in grounded theory is also somewhat more tentative than in relation to the generation of quantitative data, where there is a tendency to think in terms of data and codes as very fixed. Coding in qualitative data analysis tends to be in a constant state of potential revision and fluidity. The data are treated as potential indicators of concepts, and the indicators are *constantly compared* (see the section on 'Tools of grounded theory' above) to see which concepts they best fit with. As Strauss (1987: 25) put it: 'Many indicators (behavioral actions/events) are examined comparatively by the analyst who then "codes" them, naming them as indicators of a class of events/behavioral actions.'

Strauss and Corbin (1990), drawing on their grounded theory approach, distinguish between three types of coding practice.

1. *Open coding*: ‘the process of breaking down, examining, comparing, conceptualizing and categorizing data’ (1990: 61); this process of coding yields concepts, which are later to be grouped and turned into categories. The coding performed in Tips and skills ‘Coded text from the Disney project’ provides an example of the use of open coding, though the project itself was not a grounded theory one.
2. *Axial coding*: ‘a set of procedures whereby data are put back together in new ways after open coding, by making connections between categories’ (1990: 96). This is done by linking codes to contexts, to consequences, to patterns of interaction, and to causes. An example is provided by Hawker and Kerr (2007) in connection with a project on ex-soldiers. They note from an examination of two transcripts several categories that had been arrived at following open coding, including: ‘army standards’, ‘self identity’, and ‘us and them’. These revealed that ex-soldiers felt that the army made them different from civilians, but that in addition they felt that the army had made them ‘more committed, more efficient and better organized than many civilian workers’ (Hawker and Kerr 2007: 94). This prompted the authors to think of a new category that extended the categories developed through open codes, which they called ‘army added value’. They then examined the transcripts again to discern what this axial code comprised and to test its utility. However, as Charmaz (2006) notes, not all grounded theory exponents regard the idea or stage of axial coding to be useful.
3. *Selective coding*: ‘the procedure of selecting the core category, systematically relating it to other categories, validating those relationships, and filling in categories that need further refinement and development’ (1990: 116). A *core category* is the central issue or focus around which all other categories are integrated. It is what Strauss and Corbin call the storyline that frames an analytical account of the phenomenon of interest. Hawker and Kerr (2007) note that they were developing as a possible selective code ‘once a soldier, never a civilian’, which refers to the tendency for socialization into the army to be so intensive that soldiers are never able to revert fully to civilian life.

The three types of coding are really different levels of coding, and each relates to a different point in the elaboration of categories in grounded theory. Not all grounded theory practitioners operate with this threefold distinction,

and indeed the notion of axial coding has been especially controversial because it is sometimes perceived as closing off too quickly in a project the open-endedness and exploratory character of coding in qualitative data analysis.

Charmaz (2006) prefers to distinguish between two main forms or phases of coding: *initial coding* and *selective* or *focused coding*. Initial coding tends to be very detailed and may even result in a code per line of text, whereby a code is assigned to every line of text to provide initial impressions of the data. It is crucial at this stage to be open-minded and to generate as many new ideas and hence codes as necessary to encapsulate the data. It is the qualitative researcher’s first steps towards making sense of his or her data. Charmaz suggests that it is important in initial coding to recognize that, although codes will reflect the perspectives of research participants, when the qualitative researcher makes sense of the codes, he or she may end up viewing their social world somewhat differently from them. Focused coding entails emphasizing the most common codes and those that are seen as most revealing about the data. This means that some, if not many, initial codes will be dropped. As she puts it: ‘Focused coding requires decisions about which initial codes make the most analytic sense to categorize your data incisively and completely’ (Charmaz 2006: 57–8). New codes may be generated by combining initial codes. The data are then re-explored and re-evaluated in terms of these selected codes.

Pidgeon and Henwood (2004) provide a useful example of the move from initial coding to a focused and then axial coding based on Henwood’s study of adult mother–daughter relationships. Sixty interviews with mother–daughter dyads were conducted. They write:

The initial coding led to the development of a long and varied, but highly unwieldy, list of instances under the label ‘Relational Closeness’. The attributes that had been coded onto the card were initially glossed as attaching global value to the relationship. However, closer reading and comparison of the individual instances indicated a much more mixed view of the emotional intensity of the relationships, ranging from a welcome but painful sense of gratitude and debt to a stance of hypersensitivity and a desire to flee from a relationship which involved ‘confinement’ or ‘smothering’. The inextricable link between the two concepts resulting from this subdivision was retained and coded through their respective labels ‘Closeness’ and ‘Overcloseness’. This link then became a key stimulus and focus for conceptual development and reflection . . . (Pidgeon and Henwood 2004: 638)

Although there are slight differences in the way in which the phases of the coding process is supposed to occur in grounded theory according to its practitioners, there is a basic understanding of it as involving a movement from generating codes that stay close to the data to more selective and abstract ways of conceptualizing the phenomenon of interest.

Outcomes of grounded theory

The following are the products of different phases of grounded theory.

- *Concept(s)*—refers to labels given to discrete phenomena; concepts are referred to as the ‘building blocks of theory’ (Strauss and Corbin 1998: 101). Concepts are produced through *open coding*.
- *Category, categories*—a **category** is a concept that has been elaborated so that it is regarded as representing real-world phenomena. As noted in Key concept 18.4, a category may subsume two or more concepts. As such, categories are at a higher level of abstraction than concepts. A category may become a *core category* around which the other categories pivot. Research in focus 24.1 provides a good example of the emergence of a core category.
- *Properties*—attributes or aspects of a category.
- *Hypotheses*—initial hunches about relationships between concepts.
- *Theory*—according to Strauss and Corbin (1998: 22): ‘a set of well-developed categories . . . that are systematically related through statements of relationship to form a theoretical framework that explains some relevant social . . . or other phenomenon.’ Since the inception of grounded theory, writings have pointed to two types or levels of theory: *substantive theory* and *formal theory*. The former relates to theory in a certain empirical instance or substantive area, such as occupational socialization. A formal theory is at a higher level of abstraction and has a wider range of applicability to several substantive areas, such as socialization in a number of spheres, suggesting that higher-level processes are at work. The generation of formal theory requires data collection in contrasting settings.



Research in focus 24.1

Categories in grounded theory

Orona’s (1997) study of sufferers of Alzheimer’s disease and in particular of their relatives exemplifies many features of grounded theory. Orona began her research with an interest in the decision-making process that led relatives to place sufferers in a home. She gradually realized from coding her interview transcripts that this was not a crucial feature for relatives, as she had anticipated, not least because many of them simply felt they had no choice. Instead, she was slowly taken by the significance for relatives of the ‘identity loss’ sufferers were deemed to experience. This gradually became her core category. She conducted further interviews in order to flesh this notion out and reread existing transcripts in the light of it. The link between indicators and category can be seen in relatives’ references to the sufferer as ‘gone’, ‘different’, ‘not the same person’, and as a ‘stranger’. Orona was able to unearth four major themes that emerged around the process of identity loss. The theme of ‘temporality’ was particularly significant in Orona’s emerging theoretical reflections and was revealed in such comments in transcripts as:

It was the *time of the year* when nobody goes in the yard anyway . . .

At the *beginning* . . .

It got much worse *later on*.

More and more, he was leaning on me.

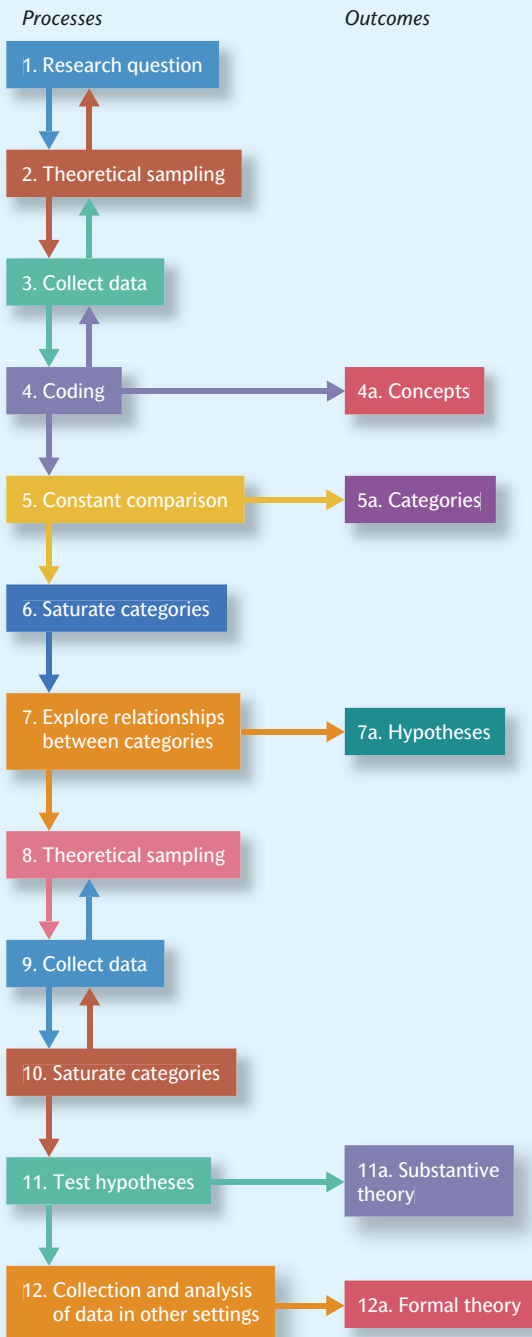
Before she would never have been like that.

She *used* to love coffee. (Orona 1997: 179–80)

In other words, such comments served as indicators that allowed the category ‘temporality’ to be built up. The issue of temporality was significant in Orona’s emerging analysis, because it related to the core category of identity loss. Relatives sought to help sufferers maintain their identities. However, gradually, with the passage of time, crucial events meant that the relatives could no longer deny sufferers’ identity loss.

Figure 24.2

Processes and outcomes in grounded theory



The different elements can be portrayed as in Figure 24.2. As with all diagrams, this is a representation, and it is particularly so in the case of grounded theory, because the existence of different versions of the approach

does not readily permit a more definitive rendition. Also, it is difficult to get across diagrammatically the iterative nature of grounded theory—in particular its commitment to the idea that data collection and analysis occur in parallel. This is partly achieved in the diagram through the presence of arrows pointing in both directions in relation to certain steps. The figure implies the following.

- The researcher begins with a general research question (step 1).
- Relevant people and/or incidents are theoretically sampled (step 2).
- Relevant data are collected (step 3).
- Data are coded (step 4), which may at the level of open coding generate concepts (step 4a).
- There is a constant movement backwards and forwards between the first four steps, so that early coding suggests the need for new data, which results in the need to sample theoretically, and so on.
- Through a constant comparison of indicators and concepts (step 5) categories are generated (step 5a). The crucial issue is to ensure that there is a fit between indicators and concepts.
- Categories are saturated during the coding process (step 6).
- Relationships between categories are explored (step 7) in such a way that hypotheses about connections between categories emerge (step 7a).
- Further data are collected via theoretical sampling (steps 8 and 9).
- The collection of data is likely to be governed by the theoretical saturation principle (step 10) and by the testing of the emerging hypotheses (step 11), which leads to the specification of substantive theory (step 11a). See Research in focus 24.2 for an illustration.
- The substantive theory is explored using grounded theory processes in relation to different settings from that in which it was generated (step 12), so that formal theory may be generated (step 12a). A formal theory will relate to more abstract categories, which are not specifically concerned with the research area in question (for example, chronically ill men, relatives of sufferers of Alzheimer's disease).

Step 12 is relatively unusual in grounded theory, because researchers typically concentrate on a certain setting, although the investigation described in Research in focus 24.3 did examine other settings to explore the emerging concepts. A further way in which formal theory can be generated is through the use of existing theory and research in comparable settings.



Research in focus 24.2

Grounded theory in action

Charmaz's (1997) research is concerned with the identity dilemmas of men who have chronic (but not terminal) illnesses. She outlines very clearly the chief steps in her analysis.

- Interviews with men and a small number of women.
- Exploring the transcripts for gender differences.
- Searching for themes in the men's interviews and published personal accounts (for example, autobiographies). An example is the notion of 'accommodation to uncertainty', as men find ways of dealing with the unpredictable paths of their illnesses.
- Building 'analytic categories from men's definitions of and taken-for-granted assumptions about their situations' (1997: 39). Of particular significance in her work is the idea of 'identity dilemmas'—that is, the ways in which men approach and possibly resolve the assault on their traditional self-images in terms of masculinity. She shows that men often used strategies to re-establish earlier selves, so that for many audiences their identity (at least in their own eyes) could be preserved.
- Further interviews designed to refine the categories.
- Rereading personal accounts of chronic illness with a particular focus on gender.
- Reading a new group of personal accounts.
- Making 'comparisons with women on selected key points' (1997: 39).

Charmaz provides a substantive theory that helps to explain the importance of notions of masculinity for the carving-out of an identity for chronically ill men.



Research in focus 24.3

Grounded theory in a study of consumer experiences of museums

Goulding (2009) has discussed the way in which she implemented grounded theory in the context of a study of how consumers experience museums, particularly so-called 'living' museums that seek to recreate the UK's industrial heritage. The approach she took was closer to Glaser's than to Strauss's version of grounded theory. Initially, she selected an open-air museum and interviewed the director and then conducted observations of parties of visitors, noting how they handled the attractions and exhibits. While these relatively unstructured observations were illuminating in terms of how visitors responded to the attractions, they did not generate insights into motivations, so Goulding conducted interviews with visitors to shed light on such things as their expectations and their perceptions of the exhibits. She conducted a line-by-line analysis of the interview transcripts, which generated a huge number of codes and words. She reduced this vast array of codes to themes that helped to understand her data, and this produced seven concepts, such as: the stimulation of nostalgia, the desire for education, and experience of alienation in the present. Each of these concepts had distinctive properties or dimensions. For example, the stimulation of nostalgia was encapsulated in such things as a sense of retreat from the present and a 'rose-tinted' recollection of the past. However, Goulding felt that she had not saturated her concepts, so she collected new data in two new comparable but different sites. The same data-collection approach was taken as with the original site but no new concepts were generated. However, the new data did allow her to reinforce her concepts and to produce a categorization of three types of visitor to such museums: existential, purist, and social. For example, existential visitors tended to exhibit high levels of the stimulation of nostalgia (one of the seven concepts derived from the data—see above), which was apparent from their position with regard to codes like 'selective recall', 'rose-tinted remembrance', a 'rejection of the present', and an 'ability to distort the past'.

Concepts and categories are perhaps the key elements in grounded theory. Indeed, it is sometimes suggested that, as a qualitative data analysis strategy, grounded theory works better for generating categories than theory. In part, this may be because studies purporting to use the approach often generate grounded *concepts* rather than grounded theory as such. Concepts and categories are nonetheless at the heart of the approach, and key processes such as coding, theoretical sampling, and theoretical saturation are designed to guide their generation.

Memos

One aid to the generation of concepts and categories is the *memo*. Memos in grounded theory are notes that

researchers might write for themselves and for those with whom they work concerning such elements of grounded theory as coding or concepts. They serve as reminders about what is meant by the terms being used and provide the building blocks for a certain amount of reflection. Memos are potentially very helpful to researchers in helping them to crystallize ideas and not to lose track of their thinking on various topics. An illustration of a memo from research in which I was involved is provided in Research in focus 24.4.

Finding examples of grounded theory that reveal all its facets and stages is very difficult, and it is unsurprising that many expositions of grounded theory fall back on the original illustrations provided in Glaser and Strauss (1967). Many studies show some of its ingredients but



Research in focus 24.4

A memo

In the course of research into the bus industry that I carried out with colleagues in the early 1990s (Bryman et al. 1996), we noticed that the managers we interviewed frequently referred to the notion that their companies had inherited features that derived from the running of those companies before deregulation. They often referred to the idea of inheriting characteristics that held them back in trying to meet the competitive environment they faced in the 1990s. As such, inheritance is what Strauss (1987) calls an 'in vivo code' (one that derives from the natural language of people in the social context being studied), rather than what he calls 'sociologically constructed codes', which are labels employing the analyst's own terminology. The following memo outlines the concept of inheritance, provides some illustrative quotations, and suggests some properties of the concept.

Memo for inheritance

Inheritance: many of our interviewees suggest that they have inherited certain company traits and traditions from the period prior to deregulation (i.e. pre-1985). It is a term that many of them themselves employed to denote company attributes that are not of their choosing but have survived from the pre-deregulation period. The key point about inheritance is that the inherited elements are seen by our interviewees as hindering their ability to respond to the changing environment of the post-deregulation era.

Inherited features include:

- expensive and often inappropriate fleets of vehicles and depots;
- the survival of attitudes and behaviour patterns, particularly among bus drivers, which are seen as inappropriate to the new environment (e.g. lack of concern for customer service) and which hinder service innovation;
- high wage rates associated with the pre-deregulation era; means that new competitors can enter the market while paying drivers lower wages.

Sample comments:

'We *inherited* a very high cost structure because of deregulation. 75% of our staff were paid in terms of conditions affected by [rates prior to deregulation]' (Commercial Director, Company B).

'I suppose another major weakness is that we are very tied by conditions and practices we've *inherited*' (Commercial Director, Company G).

'We have what we've *inherited* and we now have a massive surplus of double decks . . . We have to go on operating those' (Managing Director, Company B).

Managing Director of Company E said the company had inherited staff who were steeped in pre-deregulation attitudes, which meant that 'we don't have a staff where the message is "the customer is number one". We don't have a staff where that is emblazoned on the hearts and minds of everyone, far from it.'

Prepost-deregulation: interviewee makes a contrast between the periods before and after deregulation to show how they've changed. This shows in a sense the *absence* of inherited features and their possible impact; can refer to how the impact of possibly inherited features was negated or offset. For example, X referring to the recent end of the 3-week strike: 'there was no way we were going to give in to this sort of thing, this sort of blackmail. We just refused to move and the trade unions had never experienced that. It was all part of the change in culture following deregulation . . .'.

Inheriting constraints: such as staff on high wage rates and with inappropriate attitudes.

Inheriting surplus capacity: such as too many buses or wrong size.

not others. Research in focus 24.1 provides an illustration by one of Strauss's students that incorporates some key grounded theory features.

Criticisms of grounded theory

In spite of the frequency with which it is cited and the frequent lip service paid to it, grounded theory is not without its limitations, of which the following can be briefly registered.


- Bulmer (1979) has questioned whether, as prescribed by the advocates of grounded theory, researchers can suspend their awareness of relevant theories or concepts until quite a late stage in the process of analysis. Social researchers are typically sensitive to the conceptual armoury of their disciplines, and it seems unlikely that this awareness can be put aside. Indeed, nowadays it is rarely accepted that theory-neutral observation is feasible. In other words, it is generally agreed that what we 'see' when we conduct research is conditioned by many factors, one of which is what we already know about the social world being studied (both in terms of social scientific conceptualizations and as members of society). Also, many writers might take the view that it is desirable that researchers are sensitive to existing conceptualizations, so that their investigations are focused and can build upon the work of others.
- Related to this first point is that, in many circumstances, researchers are required to spell out the possible implications of their planned investigation. For example, a lecturer making a bid for research funding or a student applying for funding for postgraduate research is usually required to demonstrate how his or her research will build upon what is already known or to demonstrate that he or she has a reasonably tightly defined research question, something that is also frequently disdained in grounded theory.
- There are practical difficulties with grounded theory. The time taken to transcribe recordings of interviews, for example, can make it difficult for researchers, especially when they have tight deadlines, to carry out a genuine grounded theory analysis with its constant interplay of data collection and conceptualization.
- It is somewhat doubtful whether grounded theory in many instances really results in *theory*. As previously suggested, it provides a rigorous approach to the generation of concepts, but it is often difficult to see what theory, in the sense of an explanation of something, is being put forward. Moreover, in spite of the frequent lip service paid to the generation of formal theory, most grounded theories are substantive in character; in other words, they pertain to the specific social phenomenon being researched and not to a broader range of phenomena (though, of course, they *may* have such broader applicability).
- In spite of the large amount written on grounded theory, but perhaps because of the many subtle changes in its presentation, grounded theory is still vague on certain points, such as the difference between concepts and categories. For example, while Strauss and Corbin (1998: 73) refer to theoretical sampling as 'sampling on the basis of emerging *concepts*' (emphasis added), Charmaz (2000: 519) writes that it is used to 'develop our emerging *categories*' (emphasis added). The term 'categories' is increasingly being employed rather than concepts, but such inconsistent use of key terms is not helpful to people trying to understand the overall process.
- Grounded theory is very much associated with an approach to data analysis that invites researchers to

fragment their data by coding the data into discrete chunks. However, in the eyes of some writers, this kind of activity results in a loss of a sense of context and of narrative flow (Coffey and Atkinson 1996), a point to which I will return below.

- The presence of competing accounts of the ingredients of grounded theory does not make it easy to characterize it or to establish how to use it. This situation has been made even more problematic by Charmaz's (2000) suggestion that most grounded theory is objectivist and that an alternative, constructionist (she calls it *constructivist*) approach is preferable. She argues that the grounded theory associated with Glaser, Strauss, and Corbin is objectivist in that it aims to uncover a reality that is external to social actors. She offers an alternative, constructionist version that 'assumes that people create and maintain meaningful worlds through dialectical processes of conferring meaning on their realities and acting within them . . . Thus, social reality does not exist independent of human action' (Charmaz 2000: 521). Such a position stands in contrast to earlier grounded theory texts that 'imply that categories and concepts inhere within the data, awaiting the researcher's discovery. . . . Instead, a constructivist approach recognizes that the categories, concepts, and theoretical level of an analysis emerge from the researcher's interaction within the field and questions about the data' (Charmaz 2000: 522). One difficulty here is that the two meanings of constructionism referred to in Key concept 2.6 seem to be conflated. Charmaz's first quotation above refers to constructionism as an ontological position in relating to social objects and categories; the second is

a reference to constructionism in relation to the nature of knowledge of the social world. It is certainly fair to suggest that Glaser, Strauss, and Corbin in their various writings neglect the role of the researcher in the generation of knowledge, but it is not clear that they are indifferent to the notion that social reality exists independently of social actors. Strauss was, after all, the lead of the study referred to on pages 33–4 concerning the hospital as a negotiated order, which was used as an illustration of constructionism (Strauss et al. 1973). Also, Orona's (1997) account of her grounded theory analysis of sufferers of Alzheimer's disease is described in a commentary on the research by Strauss and Corbin (1997a: 172) as a 'textbook exemplification' of the approach. Yet this study is concerned with the subjective experience of the disease (interpretivism) and with the *construction* of identity in everyday life. However, there is little doubt that there is considerable confusion currently about the nature of grounded theory.

Nonetheless, grounded theory probably represents the most influential general strategy for conducting qualitative data analysis, though how far the approach is followed varies from study to study. What can be said is that many of its core processes, such as coding, memos, and the very idea of allowing theoretical ideas to emerge out of one's data, have been hugely influential. Indeed, it is striking that one of the main developments in qualitative data analysis since the early 1990s—computer-assisted qualitative data analysis (CAQDAS)—has implicitly promoted many of these processes, because the software programs have often been written with grounded theory in mind (Richards and Richards 1994; Lonkila 1995).



Basic operations in qualitative data analysis

Coding is the starting point for most forms of qualitative data analysis, although some writers prefer to call the process *indexing* rather than coding. The principles involved have been well developed by writers on grounded theory and others. Some of the considerations in developing codes, some of which are derived from Lofland and Lofland (1995), are as follows.

- Of what general category is this item of data an instance?
- What does this item of data represent?
- What is this item of data about?
- Of what topic is this item of data an instance?
- What question about a topic does this item of data suggest?
- What sort of answer to a question about a topic does this item of data imply?
- What is happening here?
- What are people doing?
- What do people say they are doing?
- What kind of event is going on?



Tips and skills

Coded text from the Disney project

Interviewer	OK. What were your views or feelings about the presentation of different cultures, as shown in, for example, Jungle Cruise or It's a Small World at the Magic Kingdom or in World Showcase at Epcot?		
Wife	Well, I thought the different countries at Epcot were wonderful, but I need to say more than that, don't I?	} uncritical } enthusiasm	} aesthetic } critique
Husband	They were very good and some were better than others, but that was down to the host countries themselves really, as I suppose each of the countries represented would have been responsible for their own part, so that's nothing to do with Disney, I wouldn't have thought. I mean some of the landmarks were hard to recognize for what they were supposed to be, but some were very well done. Britain was OK, but there was only a pub and a Welsh shop there really, whereas some of the other pavilions, as I think they were called, were good ambassadors for the countries they represented. China, for example, had an excellent 360 degree film showing parts of China and I found that very interesting.		
		} content } critique	
Interviewer	Did you think there was anything lacking about the content?		
Husband	Well I did notice that there weren't many black people at World Showcase, particularly the American Adventure. Now whether we were there on an unusual day in that respect I don't know, but we saw plenty of black Americans in the Magic Kingdom and other places, but very few if any in that World Showcase. And there was certainly little mention of black history in the American Adventure presentation, so maybe they felt alienated by that, I don't know, but they were noticeable by their absence.	} visitors' } ethnicity	} ethnicity } critique
		} visitors' } ethnicity	
Interviewer	So did you think there were any special emphases?		
Husband	Well thinking about it now, because I hadn't really given this any consideration before you started asking about it, but thinking about it now, it was only really representative of the developed world, you know, Britain, America, Japan, world leaders many of them in technology, and there was nothing of the Third World there. Maybe that's their own fault, maybe they were asked to participate and didn't, but now that I think about it, that does come to me. What do you think, love?	} nationality } critique	
Wife	Well, like you, I hadn't thought of it like that before, but I agree with you.		

Steps and considerations in coding

The following steps and considerations need to be borne in mind in preparation for and during coding.

- *Code as soon as possible.* It is well worth coding as you go along, as grounded theory suggests. This may sharpen your understanding of your data and help with theoretical sampling. Also, it may help to alleviate the feeling of being swamped by your data, which may happen if you defer analysis entirely until the end of the data collection period. At the very least, you should ensure that, if your data collection involves recording interviews, you begin transcription at a relatively early stage.
- *Read through your initial set of transcripts, field notes, documents, etc.,* without taking any notes or considering an interpretation; perhaps at the end jot down a few general notes about what struck you as especially interesting, important, or significant.
- *Do it again.* Read through your data again, but this time begin to make marginal notes about significant remarks or observations. Make as many as possible. Initially, they will be very basic—perhaps key words used by your respondents, names that you give to

themes in the data. When you do this you are *coding*—generating an index of terms that will help you to interpret and theorize in relation to your data.

- *Review your codes.* Begin to review your codes, possibly in relation to your transcripts. Are you using two or more words or phrases to describe the same phenomenon? If so, remove one of them. Do some of your codes relate to concepts and categories in the existing literature? If so, might it be sensible to use these instead? Can you see any connections between the codes? Is there some evidence that respondents believe that one thing tends to be associated with or caused by something else? If so, how do you characterize and therefore code these connections?
- *Consider more general theoretical ideas in relation to codes and data.* At this point, you should be beginning to generate some general theoretical ideas about your data. Try to outline connections between concepts and categories you are developing. Consider in more detail how they relate to the existing literature. Develop hypotheses about the linkages you are making and go back to your data to see if they can be confirmed.
- Remember that *any one item or slice of data can and often should be coded in more than one way.*
- *Do not worry about generating what seem to be too many codes*—at least in the early stages of your analysis; some will be fruitful and others will not—the important thing is to be as inventive and imaginative as possible; you can worry about tidying things up later.
- *Keep coding in perspective.* Do not equate coding with analysis. It is part of your analysis, albeit an important one. It is a mechanism for thinking about the meaning of your data *and* for reducing the vast amount of data that you are facing (Huberman and Miles 1994). You must still interpret your findings, which means attending to issues like the significance of your coded material for the lives of the people you are studying,

forging interconnections between codes, and reflecting on the overall importance of your findings for the research questions and the research literature that have driven your data collection.

Turning data into fragments

The coding of such materials as interview transcripts has typically entailed writing marginal notes on them and gradually refining those notes into codes. In this way, portions of transcripts become seen as belonging to certain names or labels. In the past, this process was accompanied by cutting and pasting in the literal sense of using scissors and paste. It entailed cutting up one's transcripts into files of chunks of data, with each file representing a code. The process of cutting and pasting is useful for data retrieval, though it is always important to make sure that you have ways of identifying the origins of the chunk of text (for example, name, position, date). Word-processing programs allow this to be done in a way that does not rely on your DIY skills so much (see Research in focus 22.4 for an account of this use of word-processing software). Nowadays CAQDAS software is increasingly being used to perform these tasks (see Chapter 25).

As Coffey and Atkinson (1996) observe, following Strauss and Corbin's account (1990) of grounded theory, codes should not be thought of purely as mechanisms for the fragmentation and retrieval of text. In other words, they can do more than simply manage the data you have gathered. For example, if we ask about the properties and interconnections between codes, we may begin to see that some of them may be dimensions of a broader phenomenon. For example, as shown in the next chapter (see especially Figure 25.1), 'ethnicity critique' came to be seen as a dimension of 'ideology critique', along with 'class critique' and 'gender critique'. In this way, we can begin to map the more general or formal properties of concepts that are being developed.



Tips and skills

Too many codes

The initial coding of a large corpus of data can generate an alarming number of codes. Charmaz (2004), for example, recommends as a first stage in coding for grounded theory 'line by line coding', whereby virtually every line in a transcript or other source of data will have a code attached to it. She argues that this process means that the qualitative researcher does not lose contact with his or her data and the perspectives and interpretations of those being studied. However, this process will almost certainly result in a proliferation of codes. This should not be alarming. What the analyst of qualitative data needs to do is ask questions about what these codes have in common so that they can be combined into higher-order and more abstract codes.

Problems with coding

One of the most commonly mentioned criticisms of the coding approach to qualitative data analysis is the possible problem of losing the context of what is said. By plucking chunks of text out of the context within which they appeared, such as a particular interview transcript, the social setting can be lost.

A second criticism of coding is that it results in a fragmentation of data, so that the narrative flow of what people say is lost (Coffey and Atkinson 1996). Sensitivity to this issue has been heightened by a growing interest in **narrative analysis** since the late 1980s (see the section on 'Narrative Analysis' below). Riessman (1993) became concerned about the fragmentation of data that results from coding themes when she came to analyse data she had collected through structured interviews on divorce and gender. She writes:

Some [interviewees] developed long accounts of what had happened in their marriages to justify their divorces. I did not realize these were narratives until I struggled to code them. Applying traditional qualitative methods, I searched the texts for common thematic elements. But some individuals knotted together several themes into long accounts that had coherence and sequence, defying easy categorization. I found myself not wanting to fragment the long accounts into distinct thematic categories. There seemed to be a common structure beneath talk about a variety of topics. While I coded one interview, a respondent provided language for my trouble. As I have thought about it since, it was a 'click moment' in my biography as a narrative researcher . . . (Riessman 1993: p. vi)



Thematic analysis

One of the most common approaches to qualitative data analysis entails what is often referred to as **thematic analysis**. However, unlike strategies like grounded theory or critical discourse analysis, this is not an approach to analysis that has an identifiable heritage or that has been outlined in terms of a distinctive cluster of techniques. Indeed, the search for themes is an activity that can be discerned in many if not most approaches to qualitative data analysis, such as grounded theory, critical discourse analysis, qualitative content analysis, and narrative analysis. Also, for some writers a theme is more or less the

Riessman's account is interesting because it suggests several possibilities: that the coding method of qualitative data analysis fragments data; that some forms of data may be unsuitable for the coding method; and that researchers can turn narrative analysis on themselves, since what she provides in this passage is precisely a narrative. Interest in narrative analysis certainly shows signs of growing, and in large part this trend parallels the rebirth of interest in the life history approach (see Chapter 20). Nonetheless, the coding method is unlikely to become less prominent, because of several factors: its widespread acceptance in the research community; not all analysts are interested in research questions that lend themselves to the elicitation of narratives; the influence of grounded theory and its associated techniques; and the growing use and acceptance of computer software for qualitative data analysis, which frequently invites a coding approach.

Regardless of which analytical strategy you employ, what you must not do is simply say: 'this is what my subjects said and did—isn't that incredibly interesting'. It may be reasonably interesting, but your work can acquire significance only when you theorize in relation to it. Many researchers are wary of this—they worry that, in the process of interpretation and theorizing, they may fail to do justice to what they have seen and heard; that they may contaminate their subjects' words and behaviour. This is a risk, but it has to be balanced against the fact that your findings acquire significance in our intellectual community only when you have reflected on, interpreted, and theorized your data. You are not there as a mere mouthpiece.

same as a code, whereas for others it transcends any one code and is built up out of groups of codes. Key concept 24.2 provides some criteria for identifying what a theme is.

This does not appear to be a promising start, because, although qualitative researchers often claim to have employed thematic analysis, it is not an identifiable approach. Indeed, it did not appear as a separate section in the first two editions of this book! Yet, as a simple exercise while writing this section, I did a search on 21 October 2010 of the SSCI via the Web of Science

for ‘thematic analysis’ for the years 2000–10 inclusive and came up with 1,184 hits. The vast majority of these derived from references in abstracts to the article being based on ‘thematic analysis’. This figure of 1,184 represents a large increase on the corresponding figure in the previous edition of this book for the 2000–7 period, when 400 hits were produced. For example, Jones et al. (2010: 109), in their study of early retirement referred to at several points in Chapter 1, write that ‘a thematic analysis was undertaken’. Prainsack and Kitzberger (2009: 53), drawing on their research on prisoners’ views of DNA evidence, write about ‘themes that emerged from our interviews’.

One general strategy for assisting a thematic analysis of qualitative data is provided by Framework, an approach that has been developed at the National Centre for Social Research in the UK. Framework is described as a ‘matrix based method for ordering and synthesising data’ (Ritchie et al. 2003: 219). The idea is to construct an index of central themes and subthemes, which are then represented in a matrix that closely resembles an SPSS spreadsheet with its display of cases and variables. The themes and subthemes are essentially recurring motifs in the text that are then applied to the data. The themes and subthemes are the product of a thorough

reading and rereading of the transcripts or field notes that make up the data. This framework is then applied to the data, which are organized initially into core themes, and the data are then displayed in terms of subthemes within the matrix and for each case. If we take the Disney project data described in Chapter 23, one of the main themes that was identified was ‘Ideological critique’. This theme can be viewed as having a number of subthemes—class critique; ethnicity critique; gender critique; and nationality critique. Figure 24.3 is a matrix that draws on the coded text in Tips and skills ‘Coded text from the Disney project’ and that would be used for representing the data on the theme ‘Ideological critique’. The four subthemes are presented, and the idea is to place brief snippets from the data into the appropriate cell. Thus, the passage in Tips and skills ‘Coded text from the Disney project’ provides the data for the insertion of some material into two of the cells for Interviewee 4. It also specifies the location within the transcript of the snippet(s) that are included in the cell. Ritchie et al. advise that, when inserting material into cells, the researcher should:

1. indicate where in the transcript the fragment comes from (I have used the question number);

Figure 24.3

The Framework approach to thematic analysis

Theme: Ideological critique

	Class critique	Ethnicity critique	Gender critique	Nationality critique
Interviewee 1				
Interviewee 2				
Interviewee 3				
Interviewee 4		‘saw plenty of black Americans’ in MK ‘but few if any in that World Showcase’. ‘Little mention of black history’ (Q14)		World Showcase ‘only really representative of the developed world’ (Q14)
Interviewee 5				

2. keep the language of the research participant as far as possible;
3. try not to insert too much quoted material; and
4. use abbreviations in cells so that cells do not become too full.

As its name implies, this approach is meant to provide a framework for the thematic analysis of qualitative data and provides one way of thinking about how to manage

themes and data. It does not necessarily tell the user how to identify themes, which, as the authors suggest, are likely to reflect the analyst's awareness of recurring ideas and topics in the data. Software has been designed for the implementation of the Framework approach. Details can be found at:

www.framework-natcen.co.uk (accessed 7 February 2011).



Key concept 24.2

What is a theme?

In spite of its apparent frequency of use in the analysis of qualitative data (see main text), thematic analysis is a remarkably underdeveloped procedure, in that there are few specifications of its steps or ingredients. This is changing (e.g. Ryan and Bernard 2003; Braun and Clarke 2006), but, even so, what actually constitutes a theme is often not spelled out. By and large, we can say that a theme is:

- a category identified by the analyst through his/her data;
- that relates to his/her research focus (and quite possibly the research questions);
- that builds on codes identified in transcripts and/or field notes;
- and that provides the researcher with the basis for a theoretical understanding of his or her data that can make a theoretical contribution to the literature relating to the research focus.

When searching for themes, Ryan and Bernard (2003) recommend looking for:

- *repetitions*: topics that recur again and again;
- *indigenous typologies or categories*: local expressions that are either unfamiliar or are used in an unfamiliar way;
- *metaphors and analogies*: the ways in which participants represent their thoughts in terms of metaphors or analogies (they give the example of people describing their marriage as like 'the Rock of Gibraltar');
- *transitions*: the ways in which topics shift in transcripts and other materials;
- *similarities and differences*: exploring how interviewees might discuss a topic in different ways or differ from each other in certain ways or exploring whole texts like transcripts and asking how they differ;
- *linguistic connectors*: examining the use of words like 'because' or 'since', because such terms point to causal connections in the minds of participants;
- *missing data*: reflecting on what is *not* in the data by asking questions about what interviewees, for example, omit in their answers to questions;

- *theory-related material*: using social scientific concepts as a springboard for themes.

An emphasis on repetition is probably one of the most common criteria for establishing that a pattern within the data warrants being considered a theme. Repetition may refer to recurrence within a data source (for example, an interview transcript or document) or, as is more often the case, across data sources (for example, a corpus of interview transcripts or documents). However, repetition *per se* is an insufficient criterion for something to warrant being labelled a theme. Most importantly, it must be relevant to the investigation's research questions or research focus. In other words, simply because quite a large number of people who have been interviewed say much the same thing does not mean it warrants being considered a theme. The identification of a theme is a stage or two further on from coding data in terms of initial or open codes (Braun and Clarke 2006). It requires the researcher to reflect on the initial codes that have been generated and to gain a sense of the continuities and linkages between them.

While thematic analysis lacks a clearly specified series of procedures, in spite of its prominence as a means of conducting qualitative data analysis, the Framework approach and Ryan and Bernard's suggestions provide some pointers about how to begin and to organize such an analysis. It can be employed in relation to several of the different ways of analysing qualitative data covered in this book, such as grounded theory, narrative analysis,

critical discourse analysis, and qualitative content analysis. It has also been employed in relation to the systematic review of qualitative research (Thomas and Harden 2008). It is this flexibility—the fact that it can be deployed in such different contexts—that probably accounts for its popularity, in spite of the absence of a great deal of codification of its core procedures.



Student experience

Thematic analysis of transcripts

Several of the students who had conducted qualitative research using interviews mentioned forms of analysis that were indicative of adopting a thematic approach. Rebecca Barnes writes that she sought to 'identify key themes', while Erin Sanders writes that she 'transcribed the interviews verbatim—and used NVivo to code the transcripts—looking for emerging and relevant themes'.

Once Samantha Vandermark had completed her focus groups with mothers of young children and transcribed them, she

began a qualitative thematic analysis. I read through the transcripts line by line, noting down themes as I saw them appear in the data, for example if a mother openly spoke about the negative impact of fast food chains on childhood health, I would note this down as 'Causes—fast food'. At the bottom of each page I would then note down the main themes that had come from that page's conversation. From this initial, detailed analysis I looked again at the themes that had been pulled out, and started to conglomerate these into wider thematic categories that would represent overall segments of conversation from within the focus groups. Finally, I used the electronic copies of my transcripts to piece together the segments of data which represented each theme, and developed my qualitative analysis through analysing in detail what the mothers said about these themes and what they might signify in terms of wider social attitudes and norms.



To read more about Rebecca's, Erin's, and Samantha's research experiences, go to the Online Resource Centre that accompanies this book at: www.oxfordtextbooks.co.uk/orc/brymansrm4e/



Student experience


Combining memos with thematic analysis

Isabella Robbins used memos as a means of elaborating her thematic analysis of her data. Her memos formed part of her discussions with her supervisor.

I developed analytic memos, on each interview completed, throughout the data-collection period. These along with full verbatim transcripts and message board data were put into NVivo. I had ideas about the thematics before I used NVivo, so at the beginning a pen and paper were used in conjunction with NVivo. The themes that I was pulling from the data were consistent, and this felt reassuring. My supervisors were also involved with the analysis, in that I would report back with analytic memos and we discussed emerging themes, and I developed ideas and analysis from there.



To read more about Isabella's research experiences, go to the Online Resource Centre that accompanies this book at: www.oxfordtextbooks.co.uk/orc/brymansrm4e/



Narrative analysis

Narrative analysis, which was referred to in the previous section, is an approach to the elicitation and analysis of data that is sensitive to the sense of temporal sequence that people, as providers of accounts (often in the form of stories) about themselves or events by which they are affected, detect in their lives and surrounding episodes and inject into their accounts. With narrative analysis, the focus of attention shifts from ‘what actually happened?’ to ‘how do people make sense of what happened?’ The last point can be expanded to ‘how do people make sense of what happened and to what effect?’, because stories are nearly always told with a purpose in mind—there is an intended effect. Proponents of narrative analysis argue that most approaches to the collection and analysis of data neglect the fact that people perceive their lives in terms of continuity and process and that attempts to understand social life that are not attuned to this feature neglect the perspective of those being studied. Life history research (see Chapter 20) has been a prominent location for the application of a narrative analysis (see Research in focus 20.8 for an example), but its use can be much broader than this. Mishler (1986: 77), for example, has argued for greater interest in ‘elicited personal narratives’. In his view, and that of many others, the answers that people provide, in particular in qualitative interviews, can be viewed as stories that are potential fodder for a narrative analysis. In other words, narrative analysis relates not just to the life span but also to accounts relating to episodes and to the interconnections between them.

Some researchers apply narrative analysis to interview accounts. For example, in her account of her ‘click

moment’ as a narrative researcher (see the long quotation on page 582), Riessman describes how she applied narrative analysis to conventional interview transcript material and then began to uncover the stories her interviewees were telling her. In this case, Riessman was applying a narrative approach to materials that had been gathered in a conventional way for conventional purposes. Other researchers start out with the intention of conducting a narrative analysis and deliberately ask people to recount stories (e.g. R. L. Miller 2000). Thus, while stories can arise out of answers to questions that are not designed to elicit a narrative, certain kinds of question are especially likely to elicit them. Riessman (2004a) suggests that a question such as ‘tell me what happened’, followed up with ‘and then what happened?’, is much more likely to provide a narrative account than ‘when did X happen?’ While some narrative researchers prefer simply to start people off by asking them to tell their story about an event, Riessman argues that it is usually necessary to keep asking follow-up questions to stimulate the flow of details and impressions. For example, in her study of divorce, she often asked ‘Can you remember a time when . . . ?’ and then followed it up with ‘What happened that makes you remember that particular moment in your marriage?’ There are, then, two distinct ways of thinking about narrative analysis: for some researchers it is an approach to analysing different kinds of data; for others, it is this, but, in addition, the researcher deliberately seeks to stimulate the telling of stories. The examples provided in Research in focus 24.5 and 24.6 are examples of the former; Research in focus 24.7 is an example of the purposeful elicitation of stories.



Research in focus 24.5 HIV narratives

Squire (2000) conducted narrative interviews with ‘thirty-four people infected or affected by HIV, who used HIV support groups for HIV positive people, and for workers, carers and volunteers in the HIV field’. Some were interviewed on more than one occasion. Interviewees were not directed to produce autobiographical narratives, but, in the course of the interviews, many did so. For example, interviewees who were HIV-positive produced narratives of how the identities that were forged immediately after diagnosis were derived from a stigmatizing identity. However, with time, they forged identities based on acceptance and also a shift from not being involved with others towards communion with others who were similarly affected by the disease. Other narratives

described by Squire include a *disengagement* narrative of seeking to get away from the illness and a *coming-out* narrative, which was one of finding ways of coming to terms with a gay sexual identity. With the latter, coming out about being HIV-positive inevitably meant for many gay men coming out about their sexuality to those who were not aware that they were gay. The dilemmas and concerns that this process occasioned, even though the concerns did not always have the negative impacts that were feared, was a key element in the coming-out narrative.



Research in focus 24.6

An example of organizational narratives in a hospital

Brown (1998) examined the competing narratives involved in the aftermath of the introduction of a hospital information support system (HISS) at a British hospital trust referred to as 'The City'. The information technology (IT) implementation was largely seen as unsuccessful because of the absence of clear clinical benefits and cost over-runs. Drawing on his unstructured and semi-structured interviews with key actors regarding the IT implementation and its aftermath, Brown presents three contrasting narratives: the ward narrative; the laboratory narrative; and the implementation team's narrative, thereby presenting the perspectives of the main groups of participants in the implementation.

The three contrasting narratives provide a very clear sense of the organization as a political arena in which groups and individuals contest the legitimacy of others' interpretations of events. Thus, 'the representations of each group's narrative are described as vehicles for establishing its altruistic motives for embarking on the project, and for attributing responsibility for what had come to be defined as a failing project to others' (Brown 1998: 49).

Thus, while the three groups had similar motivations for participating in the initiative, largely in terms of the espousal of an ethic of patient care, they had rather different latent motivations and interpretations of what went wrong. In terms of the former, whereas the ward narrative implied a latent motivation to save doctors' and nurses' time, the laboratory team emphasized the importance of retaining the existing IT systems, and the implementation team placed the accent on the possible advantages for their own careers, in large part by the increased level of dependence on their skills. In terms of the contrasting narratives of what went wrong, the ward narrative was to do with the failure of the implementation team to coordinate the initiative and meet deadlines, and the laboratory team emphasized the tendency for the implementation team not to listen or communicate. For their part, the implementation team's diagnosis was to do with the ward staff failing to communicate their needs, lack of cooperation from the laboratory staff, and poorly written software.



Research in focus 24.7

Narratives about the mantelpiece

Hurdley's (2006) interest in material culture led her to examine how people think about artefacts that are important to them. She interviewed thirty people and their families in Cardiff who had been identified in a postal questionnaire survey as likely to be appropriate research participants. Hurdley conducted her interviews in order to elicit narratives about the artefacts displayed on their mantelpieces. According to Hurdley (2006: 721): 'exploring the narratives about things emphasizes what mantelpiece displays (or other domestic display areas) are accomplishing in the home.'

Research participants were invited to tell stories about these items on display. These stories were usually contextualized by requesting interviewees to provide stories about their housing histories. Hurdley (2006: 721) writes:

Each object could . . . be made the subject of a narrative, as I asked individuals to tell me about the origins of the vase, or clock, or ornament. At other times, the information they had written in the questionnaires concerning childhood memories, or why they did not want a mantelpiece, suggested a narrative pathway. . . . Although the artefact on display remains materially the same, different stories, or different versions of the same story, can be related to it according to the specific identity its owner wishes to invoke in an interaction.

She goes on to show that the artefacts and the stories around them are a context within which not only identities can surface, but also identities that would not otherwise be obvious to the observer or possibly to the research participant.

Coffey and Atkinson (1996) argue that a narrative should be viewed in terms of the functions that the narrative serves for the teller. The aim of narrative interviews is to elicit interviewees' reconstructed accounts of connections between events and between events and contexts (see Research in focus 24.5 for an example). A narrative analysis will then entail a seeking-out of the forms and functions of narrative. R. L. Miller (2000) proposes that narrative interviews in life story or biographical research are far more concerned with eliciting the interviewee's perspective as revealed in the telling of the story of his or her life or family than with the facts of that life. There is a concern with how that perspective changes in relation to different contexts. The interviewer is very much a part of the process in that he or she is fully implicated in the construction of the story for the interviewee. Research in focus 24.6 provides an example of the application of a narrative analysis approach to an environment that demonstrates its potential beyond the life story context. In this case, the author explores competing narratives in accounting for the failed implementation of an IT system in a British hospital.

Narrative analysis, then, is an approach to the analysis of qualitative data that emphasizes the stories that people employ to account for events. It can be applied to data that have been created through a variety of research methods (notably semi-structured and unstructured interviewing and participant observation), but it has also become a focus for an interviewing approach in its own right—that is, the narrative interview in which the researcher sets out to elicit stories. It would be wrong to view narrative analysis primarily in terms of qualitative interviewing in spite of the focus on it in the account presented here. Narrative analysis can be employed in relation to documents too and as such provides a potential strategy for analysing such sources in addition to those

covered in Chapter 23. For example, E. M. Davis (2008) conducted a narrative analysis of documents concerning breast cancer produced by the National Cancer Institute in the USA. E. M. Davis (2008: 68) employed six dimensions of narrative to analyse the discourse surrounding breast cancer in these documents: 'characters, setting, events, audience, causal relations, and themes'. She uncovered 'a robust narrative focused on an ideal of women who can be treated successfully and who can look forward to recovery from breast cancer. The narrative demonstrates a generally consistent set of underlying values and expectations' (E. M. Davis 2008: 68). She calls this an early cancer narrative, which comprises six elements that form a narrative plot:

1. *Presymptomatic*. The woman is diligent about checking herself.
2. *Symptomatic*. The woman responds quickly and in a medically appropriate way to the discovery of an abnormality.
3. *Diagnosis*. Tests are conducted, and, if cancer is diagnosed, the woman becomes a patient. A doctor will administer the appropriate treatment.
4. *Treatment*. The woman becomes informed about her treatment(s) and their side effects and communicates regularly about her condition and concerns with her doctor.
5. *Recovery*. The patient improves both physically and emotionally, while maintaining communication with her doctor.
6. *Post-recovery*. The patient returns to her previous life before the onset of cancer.

Underlying this narrative are two core themes: risk (all women are at risk of the disease) and control (medical treatments are crucial to the development of the disease).

In addition, Davis points to a contradiction within the narrative: on the one hand, it is a temporary nuisance; on the other hand, breast cancer is a lifelong issue for women.

As Riessman (2008) observes, narratives may relate to quite long periods of time (such as an entire life story or to an extended period of time, as in many illness narratives or in relation to an occupational career, as in Research in focus 20.8) or to a specific event. In relation to the latter, she gives the example of stories of acts of resistance, as provided somewhat unusually in answers to open questions employed in the course of a structured interview survey of 430 people in New Jersey concerning how 'they experience, interpret, and use law' (Ewick and Silbey 2003: 1338). One of the strategies of resistance identified was 'rule literalness', which refers to people using organizations' rules to their own ends in order to circumvent or bend those rules as a means of resistance. An example is that of Michael Chapin, who was arrested and fined \$500 for driving without insurance and was forced to pay in cash. It was later found that he had been arrested in error and the charges against him were dismissed. He refused to accept a cheque as a refund:

Then they try to write me a check for my money back and I wouldn't accept it. I made a big stink. I said I want my cash back. I gave you cash, I want cash back. . . . I said I don't care what you have to do. I don't care if you have to print the money up. I want cash money. You didn't trust me for a check and I don't trust you either. I made them open the safe. [The judge] came back to see what I was yelling at the clerk, telling her I want my money. (Ewick and Silbey 2003: 1353–4)

In this case, the story relates to a specific incident rather than something that occurs over an extended period of time. By contrast, the stories elicited in connection with the focus of Research in focus 24.5 relate to extended periods of time, as do the narratives that relate to E. M. Davis's (2008) document-based investigation.

As an approach to the analysis of qualitative data, narrative analysis has not gone uncriticized. Bury (2001), while noting the growing interest in *illness narratives* (stories that people tell about the causes of, in particular, chronic illnesses they and/or others experience and the impacts they have on their and others' lives), argues that there has been a tendency for narrative researchers to

treat the stories they are told uncritically. For example, he suggests that the frequent recourse in illness narratives to coping with and normalizing chronic illness may in large part be to do with an attempt to convince the audience (for example, an interviewer or the reader of a book about someone's struggle with illness) of competence. It may, therefore, have more to do with signalling that one is not a failure in a society in which failure is frowned upon. Thus a narrative of coping with adversity in the form of a chronic illness may have more to do with wanting to be seen as a fully functioning member of society than a realistic account of coming-to-terms with a medical condition. However, as Bury recognizes, the social conditions that prompt such narratives and the form that the narratives take are themselves revealing. In drawing attention to the motives that may lie behind illness narratives, he is seeking not to undermine narrative analysis but to draw attention to the issue of what it is that narratives are supposed to be revealing to the researcher. A similar point could possibly be raised in connection with the study of narrative in organizations referred to in Research in focus 24.6. What is it that such studies reveal? Clearly, they draw attention to competing understandings of what goes on in organizations, but one might query how far the narratives reflect an underlying 'truth' about what happens or how far they reflect the divergent perspectives of different groups. In a sense, it does not matter: it is the perception that is typically important to people, but it may prove significant to the researcher in terms of how the stories should be interpreted.

One further issue is that narrative analysis has increasingly splintered into a number of different approaches that nonetheless share certain common assumptions. For example, Phoenix, Smith, and Sparkes (2010) draw a distinction between analyses that focus on the content and structure of stories and those that emphasize how the stories are conveyed. The latter entails attending to such things as stories as performances or the rhetorical devices used to convey them. As Riessman (2008: 11) has observed: 'Narrative analysis refers to a family of methods for interpreting texts that have in common a storied form. As in all families, there is conflict and disagreement among those holding different perspectives.' The presence of different ways of practising narrative analysis does not represent a criticism of the approach, but it does suggest that, for students interested in applying it to their data, there is a good deal of groundwork that needs to be done in terms of sorting out what kind of narrative analysis they are conducting.



Student experience

The use of narrative interviews

Isabella Robbins adopted a narrative interview approach for her study of parents' decision-making in connection with vaccination of their children. She did this by encouraging them to tell stories about the vaccinations.

In order to capture what I considered to be complex decision-making routes for some people contemplating childhood vaccination, I employed qualitative in-depth interviews as my main methodological route. In these interviews mothers were invited to explain how they came to their decisions regarding childhood vaccination. They were encouraged to tell the story of their child's/children's vaccination/s, and I took opportunities to follow up their talk. This narrative approach was supplemented towards the end of the interviews by inviting the mothers to respond to a series of informal vignettes, designed to elicit material relevant to foreshadowed and emerging themes.



To read more about Isabella's research experiences, go to the Online Resource Centre that accompanies this book at: www.oxfordtextbooks.co.uk/orc/brymansrm4e/



Secondary analysis of qualitative data

One final point to bear in mind is that this discussion of qualitative data analysis may have been presumed to be solely concerned with the analysis of data in which the analyst has played a part in collecting. However, in recent years, secondary analysis of qualitative data has become a growing focus of discussion and interest. While the secondary analysis of quantitative data has been on the research agenda for many years (see Chapter 14), similar use of qualitative data has only recently come to the fore. The general idea of secondary analysis was addressed in Key concept 14.1.

There is no obvious reason why qualitative data cannot be the focus of secondary analysis, though it is undoubtedly the case that such data do present certain problems that are not fully shared by quantitative data. The possible grounds for conducting a secondary analysis are more or less the same as those associated with quantitative data (see Chapter 14). In the context of qualitative data, it is possible that a secondary analysis will allow the researcher to mine data that were not examined by the primary investigators or that new interpretations may be possible (see Research in focus 24.8 for an example).

With such considerations in mind, Qualidata, an archival resource centre, was created in the UK in 1994. The centre is not a repository for qualitative data (unlike the Data Archive, which does house quantitative data);

instead, it is concerned with 'locating, assessing and documenting qualitative data and arranging their deposit in suitable public archive repositories' (Corti et al. 1995). It has a very useful website:

www.esds.ac.uk/qualidata/about/introduction.asp
(accessed 8 November 2010).

Its online catalogue—Qualicat—can be searched at the following address:

www.qualidata.essex.ac.uk/search/qualicat.asp
(accessed 8 November 2010).

Qualidata acknowledges certain difficulties with the reuse of qualitative data, such as the difficulty of making settings and people anonymous and the ethical problems involved in such reuse associated with promises of confidentiality. Also, Hammersley (1997) has suggested that reuse of qualitative data may be hindered by the secondary analyst's lack of an insider's understanding of the social context within which the data were produced. This possible difficulty may hinder the interpretation of data but would seem to be more of a problem with ethnographic field notes than with interview transcripts. Such problems even seem to afflict researchers revisiting their own data many years after the original research had been carried out (Mauthner et al. 1998: 742). There are also distinctive ethical issues deriving from the fact that the

original researcher(s) may not have obtained the consent of research participants for the analysis of data by others. This is a particular problem with qualitative data in view of the fact that it invariably contains detailed accounts of contexts and people that can make it difficult to conceal the identities of institutions and individuals in the presentation of raw data (as opposed to publications in

which such concealment is usually feasible). Nonetheless, in spite of certain practical difficulties, secondary analysis offers rich opportunities, not least because the tendency for qualitative researchers to generate large and unwieldy sets of data means that much of the material remains underexplored.



Research in focus 24.8

A secondary analysis of qualitative data from the *Affluent Worker* study

Savage (2005) examined the field notes collected by researchers in the course of the *Affluent Worker* study in the 1960s (see, e.g., Goldthorpe et al. 1968). This was an important project that explored questions concerning social class and work in Great Britain in this period. The findings in the monographs that emerged from the study emphasized the quantitative data collected from the social survey, and little use was made of the qualitative data that were collected in the course of the interviews. These qualitative data were deposited with Qualidata. Savage re-examined some of the essentially qualitative field note data that were collected. Savage argues that, although a huge amount of qualitative data was generated through the *Affluent Worker* studies, very little of this part of the research made its way into publication. Instead the researchers focused on aspects of their data that could be quantified, so that 'a huge amount of evocative material was "left on the cutting room floor"' (Savage 2005: 932). Savage uses the field notes, which contain many verbatim quotations from respondent interviews, to argue that rereading the field notes with a contemporary understanding of issues of money, power, and status indicates that the respondents had different understandings of class from Goldthorpe et al. that the researchers did not pick up on, and this difference of understanding affected how the data were interpreted. Savage shows that many of the affluent workers struggled with the notion of 'class identity' and that the kinds of views that they held about class and related matters were not as different from other working-class groups as the authors' inferences about their survey data implied. His analysis also suggests greater continuity in individual identities between now and then than might have been expected. He shows how the interpretation of the data is affected by the researcher, in that the differences between his views of the data and those of the original researchers may in part be to do with different perspectives that are brought to bear on those data. This example of the secondary analysis of qualitative data indicates that new light can be shed on old data, but it also raises interesting methodological issues, in this case concerning how to disentangle inferences about change from the impact of looking at old data through new conceptual lenses.



Key points

- The collection of qualitative data frequently results in the accumulation of a large volume of information.
- Qualitative data analysis is not governed by codified rules in the same way as quantitative data analysis.
- There are different approaches to qualitative data analysis, of which grounded theory is probably the most prominent.

- Coding is a key process in most qualitative data analysis strategies, but it is sometimes accused of fragmenting and decontextualizing text.
- Narrative analysis is an approach that emphasizes the stories that people tell in the course of interviews and other interactions with the qualitative researcher and that has become a distinctive strategy in its own right for the analysis of qualitative data.
- Secondary analysis of qualitative data is becoming a more prominent activity than in the past.



Questions for review

- What is meant by suggesting that qualitative data are an 'attractive nuisance'?

General strategies of qualitative data analysis

- What are the main ingredients of analytic induction?
- What makes it a rigorous method?
- What are the main ingredients of grounded theory?
- What is the role of coding in grounded theory and what are the different types of coding?
- What is the role of memos in grounded theory?
- Charmaz (2000: 519) has written that theoretical sampling 'represents a defining property of grounded theory'. Why do you think she feels this to be the case?
- What are some of the main criticisms of grounded theory?

Basic operations in qualitative data analysis

- Is coding associated solely with grounded theory?
- What are the main steps in coding?
- To what extent does coding result in excessive fragmentation of data?

Thematic analysis

- How far is there a codified scheme for conducting thematic analysis?
- How does the Framework approach help with a thematic analysis?
- What are the chief ways of identifying themes in qualitative data?

Narrative analysis

- To what extent does narrative analysis provide an alternative to data fragmentation?
- How does the emphasis on stories in narrative analysis provide a distinctive approach to the analysis of qualitative data?
- Can narrative analysis be applied to all kinds of qualitative interview?
- What is a narrative interview and how far does it differ from other kinds of qualitative interview?

Secondary analysis of qualitative data

- How feasible is it for researchers to analyse qualitative data collected by another researcher?



Online Resource Centre

www.oxfordtextbooks.co.uk/orc/brymansrm4e/


Visit the Online Resource Centre that accompanies this book to enrich your understanding of qualitative data analysis. Consult web links, test yourself using multiple choice questions, and gain further guidance and inspiration from the Student Researcher's Toolkit.

25

Computer-assisted qualitative data analysis: using NVivo

Chapter outline

Introduction	591
Is CAQDAS like quantitative data analysis software?	591
No industry leader	592
Lack of universal agreement about the utility of CAQDAS	592
Learning NVivo	593
Coding	595
Searching text	603
Memos	607
Saving an NVivo project	607
Opening an existing NVivo project	607
Final thoughts	608
Key points	608
Questions for review	609





Chapter guide

One of the most significant developments in qualitative research since the early 1990s is the emergence of computer software that can assist in the analysis of qualitative data. This software is often referred to as computer-assisted (or computer-aided) qualitative data analysis software (CAQDAS). CAQDAS removes many if not most of the clerical tasks associated with the manual coding and retrieving of data. There is no industry leader among the different programs (in the sense that SPSS holds this position among quantitative data analysis software). This chapter introduces one of the main programs that has become popular among qualitative researchers—NVivo. This chapter explores:

- some of the debates about the desirability of CAQDAS;
- how to set up your research materials for analysis with NVivo;
- how to code using NVivo;
- how to retrieve coded text;
- how to create memos;
- basic computer operations in NVivo.

Introduction

One of the most notable developments in qualitative research in recent years has been the arrival of computer software that facilitates the analysis of qualitative data. Computer-assisted qualitative data analysis, or CAQDAS as it is conventionally abbreviated, has been a growth area in terms of both the proliferation of programs that perform such analysis and the numbers of people using them. The term and its abbreviation were coined by Lee and Fielding (1991).

Most of the best-known programs are variations on the code-and-retrieve theme. This means that they allow the analyst to code text while working at the computer and to retrieve the coded text. Thus, if we code a large number of interviews, we can retrieve all those sequences of text to which a code (or combination of codes) was attached. This means that the computer takes over manual tasks

associated with the coding process referred to in the previous chapter. Typically, the analyst would:

- go through a set of data marking sequences of text in terms of codes (coding); and
- for each code, collect together all sequences of text coded in a particular way (retrieving).

The computer takes over the physical task of writing marginal codes, making photocopies of transcripts or field notes, cutting out all chunks of text relating to a code, and pasting them together. CAQDAS does not automatically do these things: the analyst must still interpret his or her data, code, and then retrieve the data, but the computer takes over the manual labour involved (wielding scissors and pasting small pieces of paper together, for example).



Is CAQDAS like quantitative data analysis software?

One of the comments often made about CAQDAS is that it does not and cannot help with decisions about the coding of textual materials or about the interpretation of findings (Sprokkereef et al. 1995; Weitzman and Miles 1995). However, this situation is little different (if at all)

from quantitative data analysis software. In quantitative research, the investigator sets out the crucial concepts and ideas in advance rather than generating them out of his or her data. Also, it would be wrong to represent the use of quantitative data analysis software like SPSS

as purely mechanical: once the analyses have been performed, it is still necessary to interpret them. Indeed, the choice of variables to be analysed and the techniques of analysis to be employed are themselves areas in which a considerable amount of interpretative expertise is required. Creativity is required by both forms of software.

CAQDAS differs from the use of quantitative data analysis software largely in terms of the environment within which it operates.

No industry leader

With quantitative data analysis, SPSS is both widely known and widely used. It is not the only statistical software used by social researchers, but it is certainly dominant. It has competitors, such as Minitab, but SPSS is close to being the industry leader. No parallel situation exists with regard to CAQDAS. Up until the early 1990s, The Ethnograph was probably the best-known and most widely used CAQDAS. Lee and Fielding (1991: 11) report that, between March 1988 and January 1990, 1,600 copies of the software were sold. However, at that time more and more programs were coming onto the market: ten other programs were referred to in an appendix to the book in which Lee and Fielding's (1991) article appeared, and since then further programs have appeared. Seven years later, the situation had changed. The same authors observed that, in the UK, The Ethnograph 'seems . . . to have lost ground to both NUD*IST and Atlas/ti over the last few years. NUD*IST is now probably the package that most people at least know by name' (Fielding and Lee 1998: 15).

NUD*IST (Non-numerical Unstructured Data Indexing Searching and Theorizing) became very popular in the 1990s and has been built upon more recently with the emergence of QSR NUD*IST Vivo, known as **NVivo**. This software is the one featured in this chapter. If you are unsure about which software is likely to meet your needs, I would recommend looking at the Qualitative Innovations in CAQDAS website at the University of Surrey and in particular:

<http://caqdas.soc.surrey.ac.uk/Support/Choosingsoftware/softwareoptions.html>
(accessed 7 December 2010)

which provides information about the main alternatives.

Lack of universal agreement about the utility of CAQDAS

Unlike quantitative data analysis, in which the use of computer software is both widely accepted and to all

intentions and purposes a necessity, among qualitative data analysts its use is by no means universally embraced. There are several concerns.

- Some writers are concerned that the ease with which coded text can be quantified, either within qualitative data analysis packages or by importing coded information into quantitative data analysis packages like SPSS, will mean that the temptation to quantify findings will prove irresistible to many researchers. As a result, there is a concern that qualitative research will then be colonized by the reliability and validity criteria of quantitative research (Hesse-Biber 1995).
- It has been suggested that CAQDAS reinforces and even exaggerates the tendency for the code-and-retrieve process that underpins most approaches to qualitative data analysis to result in a fragmentation of the textual materials on which researchers work (Weaver and Atkinson 1994). As a result, the narrative flow of interview transcripts and events recorded in field notes may be lost.
- It has also been suggested that the fragmentation process of coding text into chunks that are then retrieved and put together into groups of related fragments risks decontextualizing data (Buston 1997; Fielding and Lee 1998: 74). Having an awareness of context is crucial to many qualitative researchers, and the prospect of this element being sidelined is not an attractive prospect.
- Catterall and Maclaran (1997) have argued on the basis of their experience that CAQDAS is not very suitable for focus group data because the code and retrieve function tends to result in a loss of the communication process that goes on when this method is used. Many writers view the interaction that occurs in focus groups as an important feature of the method (Kitzinger 1994).
- Stanley and Temple (1995) have suggested that most of the coding and retrieval features that someone is likely to need in the course of conducting qualitative data analysis are achievable through powerful word-processing software. They show how this can be accomplished using Word for Windows. The key point here is that the advantage of using such software is that it does not require a lengthy period of getting acquainted with the mechanics of its operations. Also, of course, if someone already has the necessary word-processing software, the possible cost of a CAQDAS program is rendered unnecessary.
- Researchers working in teams may experience difficulties in coordinating the coding of text when different

people are involved in this activity (Sprokkereef et al. 1995).

- Coffey et al. (1994) have argued that the style of qualitative data analysis enshrined in most CAQDAS software is resulting in the emergence of a new orthodoxy. This arises because these programs presume and are predicated on a certain style of analysis—one based on coding and retrieving text—that owes a great deal to grounded theory. Coffey et al. argue that the emergence of a new orthodoxy is inconsistent with the growing flirtation with a variety of representational modes in qualitative research.
- Some forms of qualitative data analysis are not deemed suitable for CAQDAS. Potter and Hepburn (2012), for example, observe that it is rarely used in connection with discourse analysis, largely because the close attention required to the language used is not amenable to the code-and-retrieve functions that dominate most of the software packages.

On the other hand, several writers extol the virtues of such packages on a variety of grounds.

- Most obviously, CAQDAS can make the coding and retrieval process faster and more efficient.
- It has been suggested that new opportunities are offered. For example, Mangabeira (1995) has argued on the basis of her experience with The Ethnograph that her ability to relate her coded text to what are often referred to as 'face-sheet variables' (socio-demographic and personal information, such as age, title of job, number of years in school education) offered new opportunities in the process of analysing her data. Thus, CAQDAS may be helpful in the development of explanations.
- It is sometimes suggested that CAQDAS enhances the transparency of the process of conducting qualitative data analysis. It is often noted that the ways in which qualitative data are analysed are unclear in reports of findings (Bryman and Burgess 1994b). CAQDAS may force researchers to be more explicit and reflective about the process of analysis.

- CAQDAS software, like NVivo, invites the analyst to think about codes that are developed in terms of 'trees' of interrelated ideas. This can be a useful feature, in that it urges the analyst to consider possible connections between codes.
- Writers like Silverman (1985) have commented on the tendency towards anecdotalism in much qualitative research—that is, the tendency to use quotations from interview transcripts or field notes but with little sense of the prevalence of the phenomenon they are supposed to exemplify. CAQDAS invariably offers the opportunity to count such things as the frequency with which a form of behaviour occurred or a viewpoint was expressed in interviews. However, as previously noted, some qualitative researchers perceive risks in the opportunity offered for quantification of findings.

To use or not to use CAQDAS? If you have a very small data set, it may not be worth the time and trouble navigating your way around new software. On the other hand, if you think you may use it on a future occasion, taking the time and trouble may be worthwhile. If you do not have easy access to CAQDAS, it is likely to be too expensive for your personal purchase, though most universities have site licences for at least one of the programs. It is also worth bearing in mind that learning new software does provide you with useful skills that may be transferable on a future occasion. By and large, I feel it is worthwhile, but you need to bear in mind some of the factors mentioned above in deciding whether to use it. It is also striking that the bulk of the references used above are pre-2000 (see also the discussion of CAQDAS debates at: http://onlineqda.hud.ac.uk/Intro_CAQDAS/software_debates.php (accessed 7 January 2011)).

In large part, this is because CAQDAS has become more accepted and because the main parameters of the debate have not changed significantly.

The rest of this chapter provides an introduction to NVivo. It is based on my study of visitors to Disney theme parks, where I used NVivo as a tool to assist me in the process of qualitative data analysis.



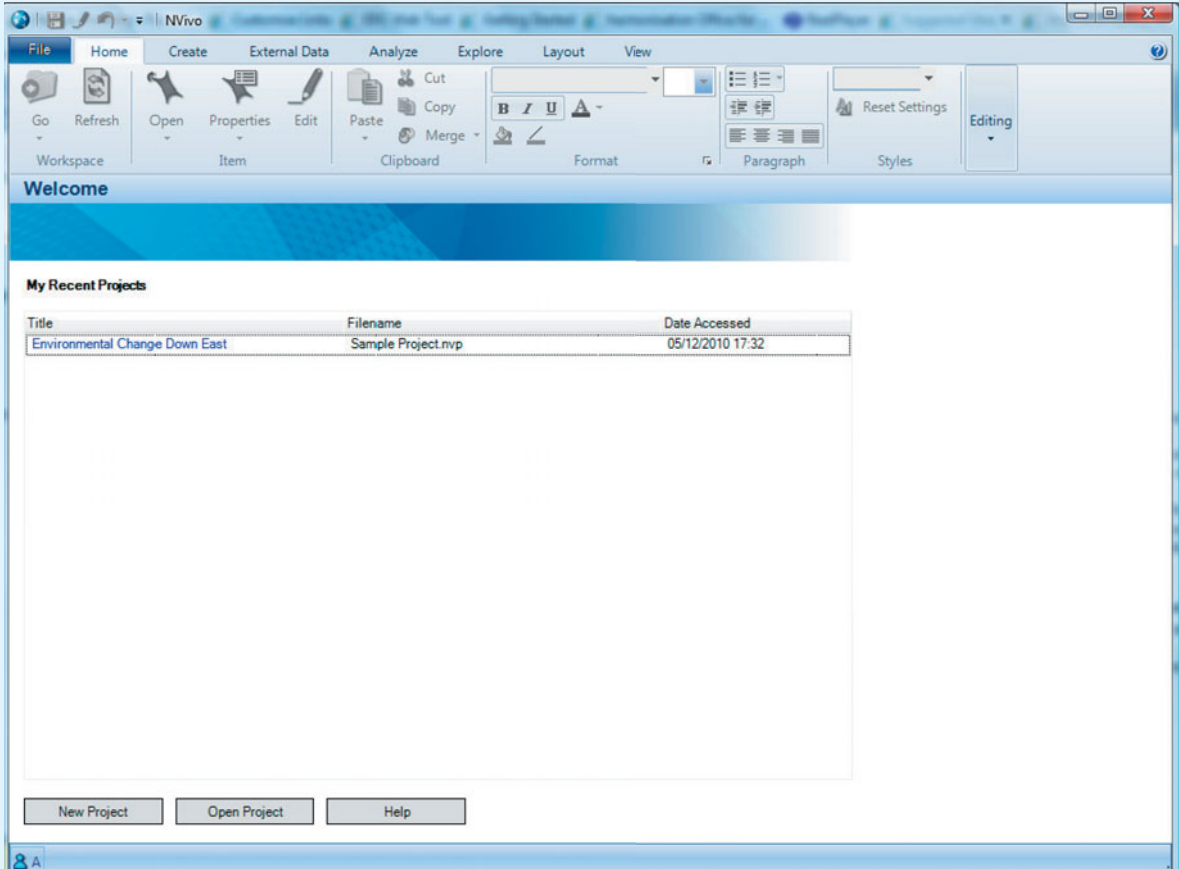
Learning NVivo

This exposition of NVivo and its functions addresses just its most basic features. There may be features not

covered here that you would find useful in your own work, so try to explore it. There is a very good help

Plate 25.1

The opening screen



facility and tutorials have been included to assist learners. In the following account, as in Chapter 16, → signifies ‘click once with the left-hand button of your mouse’—that is, select.

On opening NVivo, you will be presented with a welcome screen (Plate 25.1). This screen shows any existing NVivo projects and is the springboard for either opening one of the existing projects or starting a new one. If you are starting a new project, as in the example that follows, → **File** → **New Project**. The **New Project** dialog box appears and you are asked to provide a **Title** for your project. For this exercise, the title ‘Disney Project1’ was chosen. You are also asked to give a **Description** of the project, though this is an optional feature. When you have done this, → **OK**.

You then need to import the documents you want to code. In this case, they will be interview transcripts from the project on visitors to Disney theme parks, referred to in Chapter 24. Other kinds of documents can be imported such as fieldwork notes. NVivo 9 can accept documents in both rich text (.rtf) and Word (.doc, .docx) formats. To import the documents, → **Internals** (below **Sources** at the top of the **Navigation view**) → **External Data** on the **Ribbon** → **Document** button on the **Find bar** [opens the **Import Internals** dialog box] → **Browse** to locate the documents that are to be imported → the documents to be imported (you can hold down the Ctrl key to select several documents or if you want to select all of them hold down the Ctrl key and tap the A key) → **Open** (see Plate 25.2 for the series of steps). The

Plate 25.2

Stages in importing documents into NVivo

1. Select **Internals**

2. Select **External Data** and then **Documents**. This brings up the **Import Internals** dialog box

3. In the **Import Internals** dialog box, click on **Browse...** to locate the documents to be imported

4. Select the documents to be imported from the location identified in step 3

5. Click on **Open**. The documents will then be imported into NVivo

documents will then be visible in the Document Viewer. Once the documents have been imported, they can be read and edited. All you need to do is to double-click on the yellow icon to the left of each interview in the List view.

Coding

Coding your data is obviously one of the key phases in the whole process of qualitative data analysis. For NVivo, coding is accomplished through nodes (see Key Concept 25.1).

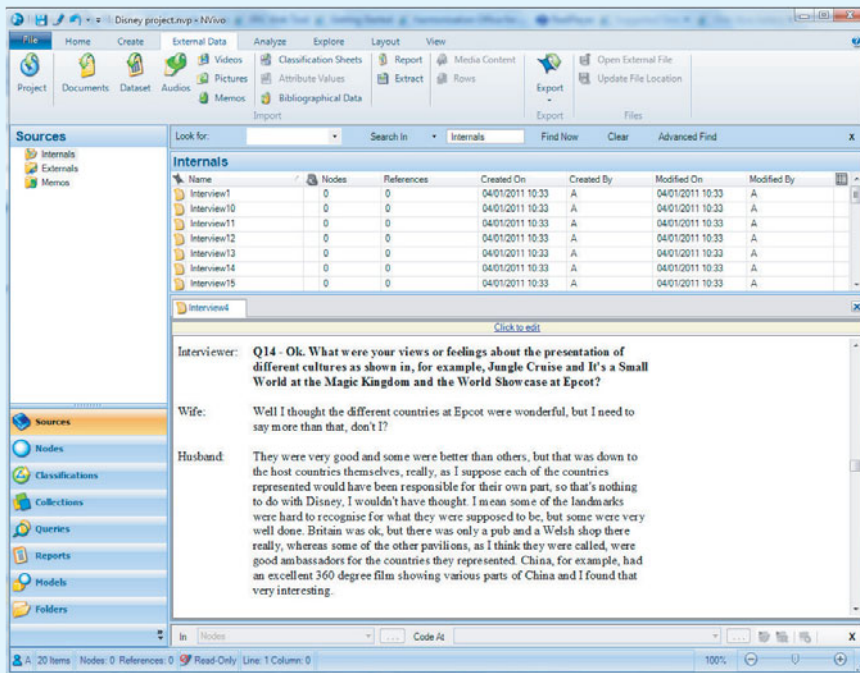


Key concept 25.1 What is a node?

NVivo's help system in earlier releases defined coding as 'the process of marking passages of text in a project's documents with *nodes*' (emphasis added). Nodes are, therefore, the route by which coding is undertaken. In turn, a node is defined in the latest release as 'a collection of references about a specific theme, place, person or other area of interest'. When a document has been coded, the node will incorporate references to those portions of documents in which the code appears. Once established, nodes can be changed or deleted.

Plate 25.3

The document viewer and its components



Ribbon—contains the main NVivo commands. The Find bar changes when you select a different command

Find bar—to search for items in your NVivo project

List view—displays the contents of your folders

Detail view—here you can examine contents of your documents, nodes, etc.

Quick coding bar

Navigation view—provides access to documents, nodes, etc.

There are several ways of going about the coding process in NVivo. The approach I took in relation to the coding of the Disney Project was to follow these steps.

- I read through the interviews both in printed form and in the Document viewer (Plate 25.3). The viewer is treated as having a number of different components or sections and these are highlighted in Plate 25.3.
- I worked out some codes that seemed relevant to the documents.
- I went back into the documents and coded them using NVivo.

An alternative strategy is to code while browsing the documents.

Creating nodes

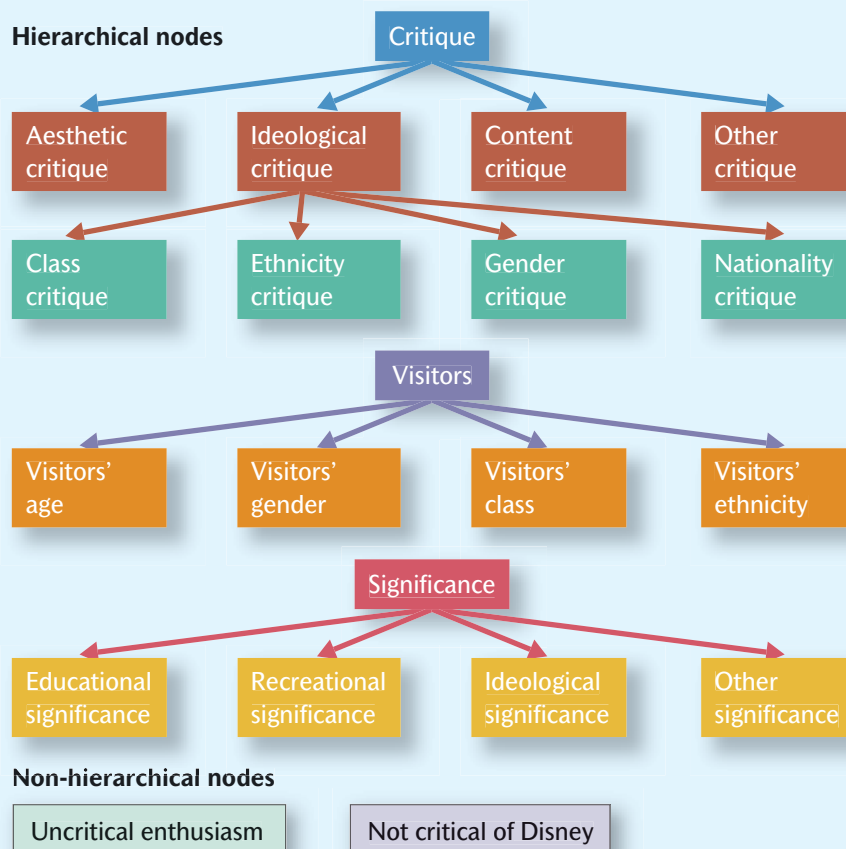
The nodes that I used that were relevant to the passage in Tips and skills 'Coded text from the Disney project' in

Chapter 24 are presented in Figure 25.1. Prior to NVivo 9, when creating a node, the researcher chose between creating a free node or a tree node. The latter is a node that is organized in a hierarchy of connected nodes, whereas free nodes were not organized in this way. This distinction has been dropped in NVivo 9, and the software assumes that a tree node is being created. Two points are crucial to note here for users of earlier releases of the software. First, the tendency now is not to refer to 'tree nodes' but to treat them as hierarchically organized nodes. Second, free nodes (that is, nodes that are not hierarchically organized) can still be created—they are simply nodes without 'children' to use the latest NVivo terminology.

Notice that there are three groups of *hierarchically organized nodes* and two *non-hierarchically organized nodes* in Figure 25.1. The nodes can be created in the following way.

Figure 25.1

Nodes used in the Disney project



Creating a non-hierarchically organized node

This sequence of steps demonstrates how to create the non-hierarchically organized node *not critical of Disney*.

1. While in the **Document Viewer** [this is the term used to describe the general screen shown in Plate 25.3] → **Create** in the Ribbon
2. → **Node** in the **Find bar** [opens the **New Node** dialog box—see Plate 25.4]

3. Enter the node **Name** [*not critical of Disney*] and a **Description** (the latter is optional)
4. → **OK**

Creating hierarchically organized nodes

To create a hierarchically organized node, the initial process is exactly the same as with a non-hierarchically organized node. In the following example, I will explain

Plate 25.4

Stages in creating a non-hierarchically organized node

The screenshot shows the NVivo interface with the 'New Node' dialog box open. The dialog box has two tabs: 'General' and 'Attribute Values'. The 'General' tab is active, showing the following fields:

- Name:** not critical of Disney
- Description:** (empty)
- Nickname:** (empty)
- Hierarchical name:** Nodes\not critical of Disney
- Aggregate:**
- Color:** None

The 'OK' button is highlighted with a callout box. The background shows a document viewer with text from an interview transcript.

3. In the **New Node** dialog box, enter the node **Name** and a **Description** (latter is optional)

4. Click on **OK**

how to create the hierarchically organized node *Class critique*, which is a child of the hierarchically organized node *Ideological critique*, which is itself a child of the hierarchically organized node *Critique* (see Figure 25.1). The following steps will generate this node.

1. While in the **Document Viewer** → **Create** in the Ribbon
2. → **Node** in the **Find bar** [opens the **New Node** dialog box—see Plate 25.5]

Plate 25.5

Stages in creating a hierarchically organized node

1. Click on **Create**

2. Click on **Node**

3. If the node is a child of an existing node, make sure that the appropriate node has been selected

4. In the **New Node** dialog box enter the node **Name** and a **Description** (latter is optional)

Hint. Ensure that the correct sequence of children has been selected here

5. Click on **OK**

The screenshot shows the NVivo interface for 'Disney project.nvp'. The ribbon includes 'File', 'Home', 'Create', 'External Data', 'Analyze', 'Explore', 'Layout', and 'View'. The 'Create' ribbon has 'Node' and 'Relationship' buttons. The 'Nodes' pane on the left shows a tree structure: Nodes > Critique > Ideological critique > Nationality crit. The 'Nodes' table lists these nodes with columns for Name, Sources, References, Created On, Created By, Modified On, and Modified By. The 'New Node' dialog box is open, showing the 'General' tab with fields for Name (Class critique), Description, Nickname, and Hierarchical name (Nodes\Critique\Ideological critique\Class critique). There are also checkboxes for 'Aggregate' and a 'Color' dropdown set to 'None'. The 'OK' and 'Cancel' buttons are at the bottom right.

3. Enter the node Name [*critique*] and a Description (the latter is optional)
4. → OK
5. → *Critique* in the list of nodes in the List viewer
6. → Node in the Find bar [opens the New Node dialog box—see Plate 25.5]
7. Enter the node Name [*Ideological critique*] and a Description (the latter is optional). This node will form a child of the hierarchically organized node [make sure that in Hierarchical name it reads Nodes*Critique*, as this will mean it is a child of *Critique*]. See Plate 25.5.
8. → *Ideological critique* in the list of nodes in the List viewer
9. → Node in the Find bar [opens the New Node dialog box—see Plate 25.5]
10. Enter the node Name [*Class critique*] and a Description (the latter is optional). This node will form a child of the hierarchically organized node [make sure that in Hierarchical name it reads

Plate 25.6

Using drag and drop to code

The screenshot shows the NVivo interface with the following components:

- Nodes List:**

Name	Sources	References	Created On	Created By	Modified On	Modified By
Critique	0	0	04/01/2011 10:53	A	04/01/2011 10:53	A
Ideological critique	0	0	04/01/2011 10:56	A	04/01/2011 10:56	A
Not critical of Disney	0	0	04/01/2011 10:53	A	04/01/2011 10:53	A
Uncritical enthusiasm	0	0	04/01/2011 10:50	A	04/01/2011 10:50	A
- Interview Transcript:**

Interviewer: Q14 - Ok. What were your views or feelings about the presentation of different cultures as shown in, for example, Jungle Cruise and It's a Small World at the Magic Kingdom and the World Showcase at Epcot?

Wife: Well I thought the different countries at Epcot were wonderful, but I need to say more than that, don't I?

Husband: They were very good and some were better than others, but that was down to the host countries themselves, really, as I suppose each of the countries represented would have been responsible for their own part, so that's nothing to do with Disney, I wouldn't have thought. I mean some of the landmarks were hard to recognise for what they were supposed to be, but some were very well done. Britain was ok, but there was only a pub and a Welsh shop there really, whereas some of the other pavilions as I think they were called, were good ambassadors for the countries they represented. China, for example, had an excellent 360 degree film showing various parts of China and I found that very interesting.
- Callout Boxes:**
 - One points to the highlighted text in the wife's response: "Well I thought the different countries at Epcot were wonderful, but I need to say more than that, don't I?"
 - Another points to the 'Uncritical enthusiasm' node in the list.
 - A third points to the 'Code At' button in the bottom right of the transcript window.

Highlight text to be coded and holding down the left-hand button of the mouse ...

... drop into the appropriate node, in this case *uncritical enthusiasm*

Hint. To uncode at any time, highlight the text to be uncoded and click on this button. This will clear the coding at that point

Nodes\\Critique\\Ideological critique, as this will mean it is a child of **Ideological critique**, which is itself a child of **Critique**]. See Plate 25.5.

11. → OK

Applying nodes in the coding process

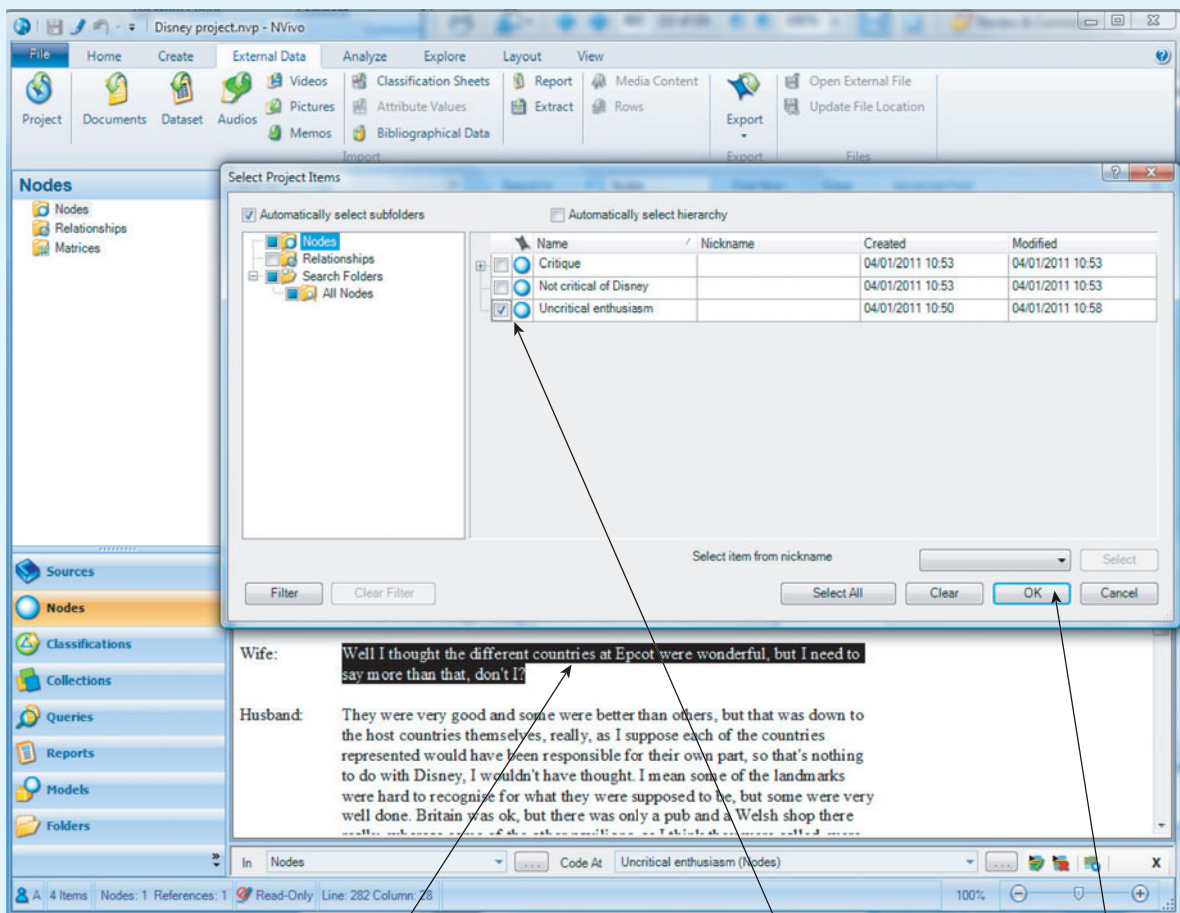
Coding is carried out by applying nodes to segments of text. Once you have set up some nodes (and do remember you can add and alter them at any time), assuming that you are looking at a document in the viewer, you can highlight the area of the document that you want to code

and then right-click on the mouse while holding the cursor over the highlighted text. If the node that you want to use has not been created yet, highlight the text you want to code, right-click on the highlighted text, and then → **Code Selection** → **Code Selection at New Node...** This opens the **New Node** dialog box. You can then create a new node in the manner outlined in the previous sections.

If the code you want to use has been created, one of the easiest ways of coding in NVivo 9 is to drag and drop text into an existing code (see Plate 25.6). To do this, highlight the text to be coded and then, holding down

Plate 25.7

Coding in NVivo




1. Highlight the text to be coded, right click and from the menu, select **Code Selection** and then select **Code Selection at Existing Nodes**. This brings up the **Select Project Items** dialog box

2. Select the appropriate node by clicking on the box to the left of the node

3. Click on **OK**

the left-hand button, drag the text over to the appropriate node in the **List view**.

Another way is to highlight the text you want to code, right-click over the highlighted text, → **Code Selection** → **Code Selection at Existing Nodes**, which opens the **Select Project Items** dialog box (see Plate 25.7). Tick the node(s) you want to use. Thus, in the example in Plate 25.7, the tick by *Uncritical enthusiasm* will code the highlighted text at that node. If you also wanted to use a hierarchically organized node, you would need to find the appropriate parent in the list of nodes within the List view and then click on the plus to the left of it. To *uncode* at any point, simply highlight the passage to be uncoded, and → the button with a red cross in it  in

the Quick coding bar (see Plate 25.3). Alternatively, you can right-click on the highlighted text and → **Uncode**.

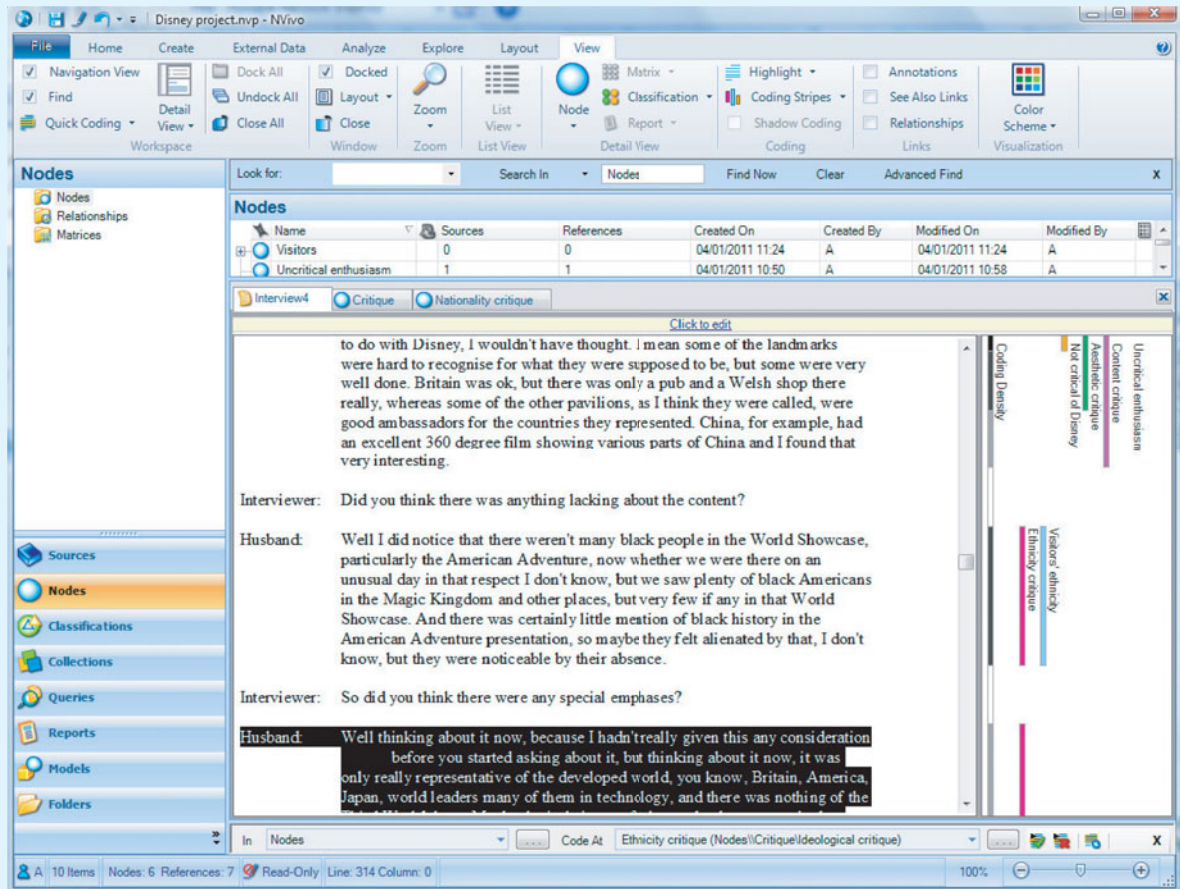
Coding stripes

It is very helpful to be able to see the areas of text that have been coded and the nodes applied to them. NVivo has a very useful aid to this called *coding stripes*. Selecting this facility allows you to see multi-coloured stripes that represent portions of coded text and the nodes that have been used. Overlapping codes do not represent a problem at all.

To activate this facility, → **View** in the **Ribbon** and then → **Coding Stripes** in the **Find** bar → **Show Nodes Recently Coding**. Plate 25.8 shows these stripes. We can

Plate 25.8

Coding stripes



The screenshot shows the NVivo software interface with the 'Coding Stripes' feature enabled. The main window displays a text document with several paragraphs. On the right side of the text, vertical colored bars (stripes) indicate where text has been coded. The stripes are color-coded by node: purple for 'Uncritical enthusiasm', green for 'Content critique', blue for 'Aesthetic critique', and red for 'Not critical of Disney'. A vertical 'Coding Density' scale is also visible on the right. The 'Nodes' list on the left shows the following nodes and their reference counts:

Name	Sources	References	Created On	Created By	Modified On	Modified By
Visitors	0	0	04/01/2011 11:24	A	04/01/2011 11:24	A
Uncritical enthusiasm	1	1	04/01/2011 10:50	A	04/01/2011 10:58	A

The text in the main window includes:

to do with Disney, I wouldn't have thought. I mean some of the landmarks were hard to recognise for what they were supposed to be, but some were very well done. Britain was ok, but there was only a pub and a Welsh shop there really, whereas some of the other pavilions, as I think they were called, were good ambassadors for the countries they represented. China, for example, had an excellent 360 degree film showing various parts of China and I found that very interesting.

Interviewer: Did you think there was anything lacking about the content?

Husband: Well I did notice that there weren't many black people in the World Showcase, particularly the American Adventure, now whether we were there on an unusual day in that respect I don't know, but we saw plenty of black Americans in the Magic Kingdom and other places, but very few if any in that World Showcase. And there was certainly little mention of black history in the American Adventure presentation, so maybe they felt alienated by that, I don't know, but they were noticeable by their absence.

Interviewer: So did you think there were any special emphases?

Husband: Well thinking about it now, because I hadn't really given this any consideration before you started asking about it, but thinking about it now, it was only really representative of the developed world, you know, Britain, America, Japan, world leaders many of them in technology, and there was nothing of the

see that some segments have been coded at two or more nodes—such as *visitors ethnicity* and *ethnicity critique*. All the nodes that have been used are clearly displayed.

Searching text

Once you have coded your data, however preliminary that may be, you will want to conduct searches of your data at some point. A typical instance is that you are likely to want to retrieve all occurrences in your documents of a particular node. NVivo allows you very rapidly

to trawl through all your documents so that you will end up with all text that was coded at a particular node in all your documents. This is very easy to do in NVivo 9.

To search for occurrences of a single node

These steps describe how to conduct a search for sequences of text that have been coded in terms of the node *ethnicity critique*. The stages are outlined in Plate 25.9.

1. While in the **Document Viewer** → **Nodes** in the **Navigation view**. This will bring up your list of nodes in the **List view**.

Plate 25.9

Stages in retrieving text from a node

The screenshot shows the NVivo 9 interface. The 'Nodes' pane on the left is expanded to show a list of nodes. The 'Nodes' list in the main window is as follows:

Name	Sources	References	Created On	Created By	Modified On	Modified By
Visitors	0	0	04/01/2011 11:24	A	04/01/2011 11:24	A
Uncritical enthusiasm	1	1	04/01/2011 10:50	A	04/01/2011 10:58	A
Not critical of Disney	1	1	04/01/2011 10:53	A	04/01/2011 11:21	A
Critique	0	0	04/01/2011 10:53	A	04/01/2011 10:53	A
Ideological critique	0	0	04/01/2011 10:56	A	04/01/2011 10:56	A
Nationality critiqu	0	0	04/01/2011 11:25	A	04/01/2011 11:47	A
Ethnicity critique	1	2	04/01/2011 11:23	A	04/01/2011 11:46	A

The Document Viewer shows the following text from 'Internals\Interview4':

Reference 1 - 1.72% Coverage

Husband: Well I did notice that there weren't many black people in the World Showcase, particularly the American Adventure, now whether we were there on an unusual day in that respect I don't know, but we saw plenty of black Americans in the Magic Kingdom and other places, but very few if any in that World Showcase. And there was certainly little mention of black history in the American Adventure presentation, so maybe they felt alienated by that, I don't know, but they were noticeable by their absence.

Reference 2 - 1.64% Coverage

Well thinking about it now, because I hadn't really given this any consideration before you started asking about it, but thinking about it now, it was only really representative of the developed world, you know, Britain, America, Japan, world leaders many of them in technology, and there was nothing of the Third World there. Maybe that's their own fault, maybe they were asked to participate and didn't, but now that I think about it, that does come to me.

1. Click on **Nodes**

2. Locate the node to be analysed and double click on it

Plate 25.10

The Coding Query dialog box (searching for the intersection of two nodes)

The image shows the NVivo software interface with the 'Coding Query' dialog box open. The dialog box has two tabs: 'Coding Criteria' and 'Query Options'. The 'Coding Criteria' tab is active, showing a search for content matching criteria: 'Content Coded at all of these nodes: (Aesthetic critique, Not critical of Disney)'. Below this, there are sections for 'Define more criteria' and 'In'/'Where' filters. The 'Define more criteria' section has a dropdown menu set to 'AND', a 'Coded at' dropdown set to 'All Selected Nodes', and a 'By Any User' dropdown set to 'By Any User'. There are 'Options...', 'Select', and 'Add to List' buttons. The 'In' dropdown is set to 'All Sources' and the 'Where' dropdown is set to 'Created or Modified by /Any User'. There are 'Run' and 'Close' buttons at the bottom of the dialog box.

Numbered callouts provide the following instructions:

1. Click on **Queries**
2. Select **Explore**
3. Select **New Query** and then **Coding...** from the menu of options. This brings up the **Coding Query** dialog box
4. Select the **Coding Criteria** tab
5. Select the **Advanced** tab
6. Select **Coded at**
7. Click on **Select**
8. Choose the nodes to be analysed and click on **Add to List**. They will appear here
9. Ensure **AND** has been selected
10. Click on **Run**

2. If you cannot find the parents of *Ethnicity critique* → on the little box with a + sign to the left of *Critique* [this brings up a list of all branches of the node *Critique*].
4. → on the + to the left of *Ideological critique* [this brings up a list of all branches of the node *Ideological critique*].
5. Double-click on *Ethnicity critique*.
6. All instances of coded text at the node *Ethnicity critique* will appear at the bottom of the screen, as in Plate 25.9.

To search for the intersection of two nodes

This section is concerned with searching for sequences of text that have been coded at two nodes: *aesthetic critique* and *not critical of Disney*. This type of search is known as a 'Boolean search'. It will locate text coded in terms of the two nodes together (that is, where they intersect), *not* text coded in terms of each of the two nodes. The following steps need to be followed:

1. In the Document Viewer, → **Queries** in the Navigation view
2. → the **Explore** tab in the Ribbon

3. → **New Query** on the **Find** bar and select **Coding...** from the menu of options [opens the **Coding Query** dialog box in Plate 25.10]
4. → **Coding Criteria** tab
5. → **Advanced** tab
6. In the **Define more criteria:** panel, → **Coded at** from the drop-down menu
7. → **Select**. You then need to choose the two nodes to be analysed
8. → Once the nodes have been selected, → **Add to List**
9. Make sure **AND** has been selected immediately below **Define more criteria:**
10. → **Run**

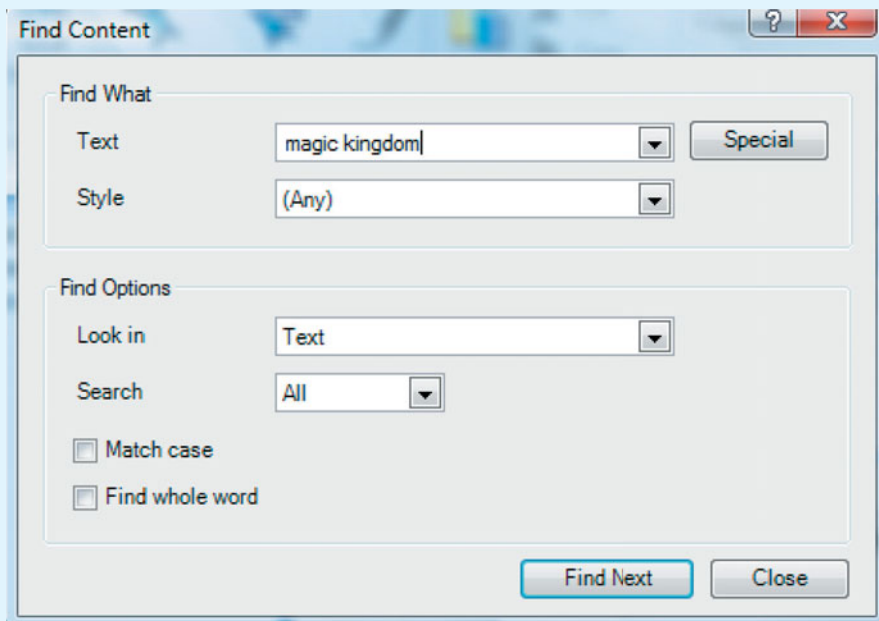
To search for specific text

NVivo can also perform searches for specific words or phrases, often referred to as 'strings' in computer jargon. For example, to search for **Magic Kingdom**, the following steps would need to be taken:

1. → **Home** on the Ribbon
2. → **Find...** [opens the **Find Content** dialog box in Plate 25.11]

Plate 25.11

The Find Content dialog box



3. Insert **Magic Kingdom** to the right of **Text**
4. To the right of **Look in**, make sure **Text** has been selected
5. → **Find Next**

Text searching can be useful for the identification of possible in vivo codes. You would then need to go back to

the documents to create nodes to allow you to code in terms of any in vivo codes.

Output

To find the results of coding at a particular node, → the **Nodes** button in the bottom left. This will bring up your node structure. Find the node that you are interested in

Plate 25.12

Stages in creating a memo

2. Select **Memos**

3. Select **Create**

4. Select **Memo**. This brings up the **New Memo** dialog box

1. Select **Sources**

5. Enter the memo **Name** and **Description** here

6. Click on **OK**

The screenshot shows the NVivo software interface. The ribbon menu at the top includes 'File', 'Home', 'Create', 'External Data', 'Analyze', 'Explore', 'Layout', and 'View'. The 'Create' ribbon has buttons for 'Document', 'External', 'Memo', and 'Video'. The 'Sources' pane on the left shows a tree view with 'Internals', 'External', and 'Memos'. The 'Memos' table in the center is empty. The 'New Memo' dialog box is open, showing the 'General' tab with fields for 'Name' (Gender critique), 'Description' (This node refers to all instances in which the interviewee makes a political remark about the representation of women and men in Disney attractions and theme parks. These might include a tendency to depict men and women in stereotyped ways in), 'Location' (Memos), and 'Size' (0 KB). The 'OK' button is highlighted.

and simply double-click on that node. This will bring up all text coded at that node along with information about which interview(s) the text comes from.

Memos

In Chapter 24 it was noted that one feature of the grounded theory approach to qualitative data analysis is the use of memos in which ideas and illustrations might be stored. Memos can be easily created in NVivo. The following steps, which are outlined in Plate 25.12, should be followed:

1. In the **Navigation View**, → **Sources**
2. Under Sources → **Memos**
3. → **Create** tab on the **Find bar** and then
4. → **Memo** [opens the **New Memo** dialog box shown in Plate 25.12]
5. To the right of **Name**, type in a name for the memo (e.g. **gender critique**). You can also provide a brief description of the document in the window to the right of **Description**, as in Plate 25.12
6. → **OK**

Saving an NVivo project

When you have finished working on your data, you will need to save it for future use. To do this, on the menu bar at the top, → **File** → **Save**. This will save all the work you have done. You will then be given the opportunity to exit NVivo or to create or open a project without worrying about losing all your hard work. You might also consider backing up the project.

Opening an existing NVivo project

To retrieve a project you have created, at the Welcome screen, → **File** → **Open**. This opens the **Open Project** dialog box. Search for and then select the project you want to work on. Then → **Open**. Alternatively, simply click on the project you want to retrieve on the opening screen.

You can also open a NUD*IST project, or one designed using an earlier release of NVivo, by selecting the appropriate project type from the drop-down menu to the right of **File name**:



Student experience

The advantages of CAQDAS

Rebecca Barnes found NVivo extremely helpful in the context of analysing data from her semi-structured interviews concerning violence and abuse in same-sex partnerships. She began to use a thematic analysis of the transcripts to identify 'similarities and differences between different participants' accounts' and then decided to use NVivo. Although she found it time-consuming, it made many of the tasks associated with qualitative data analysis easier:

I then used a computer software package for qualitative analysis called NVivo. This involved a process of indexing all the transcripts, in order to group together all the pieces of data that corresponded to a certain category or theme; for example, emotional abuse. Within the category of emotional abuse, there was then a more detailed breakdown of the types of emotional abuse, such as verbal abuse, or possessiveness. Like the transcribing, this was another time-consuming task, but, again, it offered huge rewards by increasing my familiarity with my data, and encouraging me to think analytically when naming and grouping codes. Although using NVivo required me to learn to use a new software package and to spend a substantial amount of time on the coding, it has saved me considerable time in the long term, as if I want to view all the data about a specific topic, such as verbal abuse, then rather than having to trawl back through forty transcripts, it only takes a few small mouse clicks! Once I had reached this stage, I started to make more concrete links between different themes, and I drew upon existing literature to examine the extent to which my findings supported or contradicted what is already known about both woman-to-woman partner abuse and heterosexual women's experiences of partner abuse.



To read more about Rebecca's research experiences, go to the Online Resource Centre that accompanies this book at: www.oxfordtextbooks.co.uk/orc/brymansrm4e/

Final thoughts

As with the chapter on SPSS (Chapter 16), a short chapter like this can provide help only with the most basic features of the software. In so doing, I hope that it will have given students who may be uncertain about whether CAQDAS is for them an impression of what the software is like. Doubtless, some readers will decide it is not for them and that the tried-and-tested scissors and

paste will do the trick. On the other hand, the software warrants serious consideration because of its power and flexibility.

Some useful online help in the use of NVivo can be found at the Online QDA website and the CAQDAS Networking Project website at:

<http://onlineqda.hud.ac.uk/> (accessed 7 January 2011)

<http://caqdas.soc.surrey.ac.uk/> (accessed 7 January 2011)



Student experience Reservations about CAQDAS

Gareth Matthews did not use CAQDAS because of problems of access to the software while in the field conducting his interviews. He describes his approach as follows:

I started organizing my transcribed data into a spreadsheet, so as to feed my early results back into the interview schedule. As I continued to do this, I refined my 'codes' under different headings on the spreadsheet, and became very familiar with the content of the interviews. I think that, in reality, the process of conducting interviews, transcribing interviews, and then arranging the data under different headings results in the findings being lodged in the brain of the researcher.

However, he writes that he would advocate using a package because of the 'laboriousness' of the approach he took. He also feels that there are clear advantages to his approach, because CAQDAS

carries the danger of the researcher becoming detached from the findings, and missing some of the less immediately obvious themes that come out of interviews (such as contradictions within the account of a respondent). By reading and rereading my interviews countless times, I was forced to become familiar with the technical content and more tacit meanings within the data set, and I feel that this helped me to find themes, as well as to refine my research instruments as I went along.



To read more about Gareth's research experiences, go to the Online Resource Centre that accompanies this book at: www.oxfordtextbooks.co.uk/orc/brymansrm4e/



Key points

- CAQDAS does not and cannot help with decisions about how to code qualitative data or how to interpret findings.
- CAQDAS can make many if not most of the clerical tasks associated with the manual coding and retrieving of data easier and faster.
- If you have a very small data set, it is probably not worth the time and trouble navigating your way around a new software program.
- If you have a larger data set, or are intending to use the software skills that you acquire on other research projects in the future, CAQDAS can be an invaluable tool.



Questions for review

Is CAQDAS like quantitative data analysis software?

- What are the main points of difference between CAQDAS and quantitative data analysis software like SPSS?
- Why is CAQDAS controversial?
- To what extent does CAQDAS help with qualitative data analysis?

Learning NVivo

- What is a node?
 - What is the difference between a hierarchically organized node and a node that has not been hierarchically organized?
 - What is in vivo coding?
 - Do nodes have to be set up in advance?
 - In NVivo, what is the difference between a document and a memo?
 - How do you go about searching for a single node and the intersection of two nodes?
 - Why might it be useful to display coding stripes?
 - How do you search for specific text?
-



Online Resource Centre

www.oxfordtextbooks.co.uk/orc/brymansrm4e/

Visit the Online Resource Centre that accompanies this book to enrich your understanding of computer-assisted qualitative data analysis. Consult web links, test yourself using multiple choice questions, and gain further guidance and inspiration from the Student Researcher's Toolkit.

This page intentionally left blank



Part Four

In Part Four we will explore areas that transcend the quantitative/qualitative distinction. Chapter 26 invites readers to consider how useful the distinction is. This may seem a contrary thing to do, since the book has been organized around the quantitative/qualitative divide. However, the aim is to show that the distinction is not a hard-and-fast one. Chapter 27 considers the different ways in which quantitative and qualitative research can be combined. Such combinations are referred to as *mixed methods research*. Chapter 28 considers the growing possibilities for e-research and focuses on the use of the Internet both as a source of data and as a research method. Chapter 29 examines issues relating to the writing-up of social research and explores some features of good writing in both quantitative and qualitative research and mixed methods research.

These chapters draw together certain issues from previous parts but also address others that have been raised already but this time are discussed in much greater depth.

This page intentionally left blank

26

Breaking down the quantitative/ qualitative divide

Chapter outline

Introduction	614
The natural science model and qualitative research	615
Quantitative research and interpretivism	617
Quantitative research and constructionism	618
Research methods and epistemological and ontological considerations	618
Problems with the quantitative/qualitative contrast	619
Behaviour versus meaning	620
Theory and concepts tested in research versus theory and concepts emergent from data	621
Numbers versus words	621
Artificial versus natural	621
The mutual analysis of quantitative and qualitative research	622
A qualitative research approach to quantitative research	622
A quantitative research approach to qualitative research	623
Quantification in qualitative research	624
Thematic analysis	624
Quasi-quantification in qualitative research	624
Combating anecdotalism through limited quantification	624
Key points	625
Questions for review	625



Chapter guide

This chapter is concerned with the degree to which the quantitative/qualitative divide should be regarded as a hard-and-fast one. It shows that, while there are many differences between the two research strategies, there are also many examples of research that transcend the distinction. One way in which this occurs is through research that combines quantitative and qualitative research, which is the focus of the next chapter. The present chapter is concerned with points of overlap between them. This chapter explores:

- aspects of qualitative research that can contain elements of the natural science model;
- aspects of quantitative research that can contain elements of interpretivism;
- the idea that research methods are more independent of epistemological and ontological assumptions than is sometimes supposed;
- ways in which aspects of the quantitative/qualitative contrast sometimes break down;
- studies in which quantitative and qualitative research are employed in relation to each other, so that qualitative research is used to analyse quantitative research and vice versa;
- the use of quantification in qualitative research.

Introduction

With this book structured so far around the distinction between quantitative and qualitative research, it might appear perverse to raise at this stage the prospect that the distinction might be overblown. The distinction has been employed so far for two main reasons.

1. There *are* differences between quantitative and qualitative research in terms of research strategy, and many researchers and writers on research methodology perceive this to be the case.
2. It is a useful means of organizing research methods and approaches to data analysis.

However, while epistemological and ontological commitments may be associated with certain research methods—such as the often-cited links between a natural science epistemology (in particular, positivism) and social survey research, or between an interpretivist epistemology (for example, phenomenology) and qualitative interviewing—the connections are not deterministic. In other words, while qualitative interviews may often reveal a predisposition towards or a reflection of an interpretivist and constructionist position, this is not always the case, as an early example suggested (see the discussion of the study by Adler and Adler 1985 in Chapter 2).

This means that the connections that were posited in Chapter 2 between epistemology and ontology, on the one hand, and research method, on the other, are best thought of as tendencies rather than as definitive connections. Such connections were implied by the suggestion that within each of the two research strategies—quantitative and qualitative—there is a distinctive mix of epistemology, ontology, and research methods (see Table 2.1). However, we cannot say that the use of a structured interview or self-completion questionnaire *necessarily* implies a commitment to a natural scientific model or that ethnographic research *must* mean an interpretivist epistemology. We should not be surprised at this: after all, quantitative research teaches us that it is rarely the case that we find perfect associations between variables. We should not be surprised, therefore, that the practice of social research similarly lacks absolute determinism.

Research methods are much more free-floating than is sometimes supposed. A method of data collection like participant observation can be employed in such a way that it is in tune with the tenets of constructionism, but equally it can be used in a manner that reveals an objectivist orientation. Also, it is easy to under-emphasize the significance of practical considerations in the way in

which social research is conducted (though look again at Figure 2.3). Conducting a study of drug-dealers by postal questionnaire may not be totally impossible, but it is unlikely to succeed in terms of yielding valid answers to questions.

In the rest of this chapter I will examine a variety of ways in which the contrast between quantitative and qualitative research should not be overdrawn.



The natural science model and qualitative research

One of the chief difficulties with the links that are frequently forged between issues of epistemology and matters of research method or technique is that they often entail a characterization of the natural sciences as necessarily or inherently positivist in orientation. There are three notable difficulties here.

1. There is no agreement on the epistemological basis of the natural sciences. As noted in Chapter 2, positivism is but one version of the nature of the natural sciences, *realism* being one alternative account (Bhaskar 1975).
2. If we assume that the practices of natural scientists are those that are revealed in their written accounts of what they do (and most of the discussions of the nature of the natural sciences do assume this), we run into a problem because studies by social researchers of scientists' practices suggest that there is often a disparity between their work behaviour and their writings. It is useful to recall in this connection the research by Gilbert and Mulkey (1984) cited in Chapter 22 (see the section on 'Uncovering interpretative repertoires'), which suggested that the ways in which scientists talked about their work frequently revealed a different set of practices from those inscribed in their articles.
3. As Platt (1981) has argued, a term like 'positivist' has to be treated in a circumspect way, because, while it does refer to a distinctive characterization of scientific enquiry (see Key concept 2.2), it is also frequently employed in a polemical way. When employed in this manner, it is rarely helpful, because the term is usually a characterization (a negative one) of the work of others rather than of one's own work.

Quite aside from the difficulty of addressing the natural science model and positivism, there are problems with associating them solely with quantitative research. Further, qualitative research frequently exhibits features

that one would associate with a natural science model. This tendency is revealed in several ways:

- *Empiricist overtones.* Although empiricism (see Key concept 2.1) is typically associated with quantitative research, many writers on qualitative research display an equal emphasis on the importance of direct contact with social reality as the springboard for any investigation. Thus, writers on qualitative research frequently stress the importance of direct experience of social settings and fashioning an understanding of social worlds via that contact. The very idea that theory is to be grounded in data (see Chapter 24) seems to constitute a manifesto for empiricism, and it is unsurprising, therefore, that some writers claim to detect 'covert positivism' in qualitative research. Another way in which empiricist overtones are revealed is in the suggestion that social reality must be studied from the vantage point of research participants but that the only way to gain access to their interpretations is through extended contact with them, implying that meaning is accessible to the senses of researchers. The empiricism of qualitative research is perhaps most notable in conversation analysis, which was examined in Chapter 22. This is an approach that takes precise transcriptions of talk as its starting point and applies rules of analysis to such data. The analyst is actively discouraged from engaging in speculations about intention or context that might derive from an appreciation of the ethnographic particulars of the social setting.
- *A specific problem focus.* As noted in Chapter 17 in connection with the research by Hammersley et al. (1985), qualitative research can be employed to investigate quite specific, tightly defined research questions of the kind normally associated with a natural science model of the research process.
- *Hypothesis- and theory-testing.* Following on from the last point, qualitative researchers typically discuss

hypothesis- and theory-testing in connection with hypotheses or theories generated in the course of conducting research, as in analytic induction or grounded theory. However, there is no obvious reason why this cannot occur in relation to previously specified hypotheses or theories. In fact, one of the best-known and most frequently cited articles on participant observation was written to show how to design a study using this method, 'which seeks to discover hypotheses as well as to test them' (Becker 1958: 652). The somewhat infamous research by Festinger et al. (1956) on a millenarian religious cult is a classic study that used participant observation, a technique associated with qualitative research, to test a theory. The theory had to do with the ways in which people respond when a belief that they zealously endorse is disconfirmed. The authors argued that it is possible to imagine a number of conditions that, if met, could result in the belief being held *more* fervently than previously after the belief had been shown to be flawed. When the authors learned of a local religious cult that believed that the end of the world was imminent, they felt that this group would provide an ideal opportunity for finding out how people respond to the falsification of a cherished belief. The researchers and some hired observers pretended to be converts and became members of the group. This membership afforded the opportunity for first-hand observation of levels of conviction and commitment among the cult's adherents and therefore for testing the theory. Clearly assuming that the prediction would not in fact come true, the researchers gathered data before the fateful day about members' levels of conviction and behaviour and then afterwards on their adaptation to the thwarted prophecy. It should be noted that this research violates certain ethical principles that were addressed in Chapter 6.

- *Realism*. Realism (Key concept 2.3) is one way in which the epistemological basis of the natural sciences has been construed. It has entered into the social sciences in a number of ways, but one of the most significant of these is Bhaskar's (1989) notion of **critical realism**. This approach accepts neither a constructionist nor an objectivist ontology and instead takes the view that the 'social world is reproduced and transformed in daily life' (Bhaskar 1989: 4). Social phenomena are

produced by mechanisms that are real, but that are not directly accessible to observation and are discernible only through their effects. For critical realism the task of social research is to construct hypotheses about such mechanisms and to seek out their effects. Critical realists occupy a middle position between positivism and postmodernism by claiming that an entity can exist independently of our knowledge of it, while also asserting that access to the social world is always mediated and thus subjective. Critical realists also believe in the notion of material entities that are said to be real if they have an effect on behaviour. In addition to the empirical domain of observable events, there is a real domain 'in which generative mechanisms capable of producing patterns of events reside' (Tsang and Kwan 1999: 762). Porter's (1993) critical realist ethnography is interesting in this connection (see Research in focus 26.1), because it demonstrates the use of ethnography in connection with an epistemological position that derives from the natural sciences. It also relates to the previous point in providing a further illustration of hypothesis-testing qualitative research.

In addition, writers on qualitative research sometimes distinguish stances on qualitative research that contain elements of both quantitative and qualitative research. R. L. Miller (2000), in connection with an examination of life history interviews (see Chapter 20), distinguishes three approaches to such research. One of these, which he calls 'neo-positivist', uses 'pre-existing networks of concepts . . . to make theoretically based predictions concerning people's experienced lives' (R. L. Miller 2000: 12). Therefore, one approach to the life history method, which is associated with qualitative rather than quantitative research, would seem to entail a theory-testing approach to the collection and analysis of qualitative data. A further illustration is Charmaz's (2000) suggestion that two approaches to grounded theory can be distinguished: objectivist and constructionist (she uses the term 'constuctivist'). She argues that, in spite of the differences that developed between Glaser (1992) and Strauss (e.g. Strauss and Corbin 1998), both held to the view of an objective, external reality. In other words, in the eyes of both the major writers on grounded theory, there is a social world beyond the researcher, whose job it is to reveal its nature and functioning.



Research in focus 26.1

Critical realist ethnography

A critical realist stance was employed by Porter (1993, 2002) in connection with an ethnographic study in a large Irish hospital in which the author was employed for three months as a staff nurse. Porter's interest was in the possible role of racism in this setting. He suggests that racism and professionalism were in operation such that the latter tempered the effects of the former in the context of interactions between doctors and nurses. Thus, racism and professionalism were conceptualized as generative structures—that is, mechanisms—that could be productive of certain kinds of effect. Two hypotheses were proposed: racism would play some part in the relationships between white staff and those from 'racialized minorities' and the 'occupational situation would affect the way in which racism was expressed' (Porter 1993: 599). Porter found that racism was not a significant factor in relationships between members of racialized minorities and the other staff. However, racism did manifest itself behind the backs of the racialized minorities in the form of racist remarks. Racism did not intrude into work relationships, because of the operation of the greater weight given to people's achievements and performance (such as qualifications and medical skills) rather than to their ascriptive qualities (that is, 'race') when judging members of professions. The emphasis on values associated with professionalism counteracted the potential role of those associated with racism. In part, this was due to the way in which black or Asian doctors made a point of emphasizing their knowledge and qualifications during interaction so that their professional credentials were confirmed. Thus, 'racism can be seen as a tendency that is realised in certain circumstances, but exercised unrealised in others' (Porter 1993: 607). In terms of critical realism, one possible structural mechanism (racism) was countered by the operation of another structural mechanism (professional ideology). On certain occasions, the tension between these two mechanisms would surface—for example, when a Muslim doctor proceeded to conduct his religious observances on his knees in the middle of a hospital unit (Porter 2002).



Quantitative research and interpretivism

Qualitative research would seem to have a monopoly of the ability to study meaning. Its proponents essentially claim that it is only through qualitative research that the world can be studied through the eyes of the people who are studied. As Platt (1981: 87) observes, this contention seems rather at odds with the widespread study of attitudes in social surveys based on interviews and questionnaires. In fact, it would seem that quantitative researchers frequently address meanings. An example is the well-known concept of 'orientation to work' associated with the *Affluent Worker* research in the 1960s, which sought to uncover the nature and significance of the meanings that industrial workers bring with them to the workplace (Goldthorpe et al. 1968). Similarly, survey research by Stewart et al. (1980: 112) showed that clerks should not be treated as a unitary category and that 'the *meaning* of clerical work will not be the same for all engaged in it' (emphasis added).

The widespread inclusion of questions about attitudes in social surveys suggests that quantitative researchers

are interested in matters of meaning. It might be objected that survey questions do not really tap issues of meaning because they are based on categories devised by the designers of the interview schedule or questionnaire. Two points are relevant here. First, in the absence of respondent validation exercises, the notion that qualitative research is more adept at gaining access to the point of view of those being studied than quantitative research is invariably assumed rather than demonstrated. Qualitative researchers frequently claim to have tapped into participants' worldviews because of, for example, their extensive participation in the daily round of those they study, the length of time they spent in the setting being studied, or the lengthy and intensive interviews conducted. However, the explicit demonstration that interpretative understanding has been accomplished—for example, through respondent validation (see Key concept 17.3)—is rarely undertaken. Second, if the design of attitude questions is based on prior questioning that seeks to bring out the range of possible attitudinal positions

on an issue, as in the research discussed in Research in focus 11.3, attitudinal questions may be better able to gain access to meaning.

Also, as Marsh (1982) has pointed out, the practice in much survey research of asking respondents the reasons for their actions implies that quantitative researchers are frequently concerned to uncover issues of meaning. For example, she cites Brown and Harris's (1978) research, which was based on a social survey, on the relationship between critical life events (such as loss of a job, death

of husband) and depression. In this research, exploring the meaning of critical life events for respondents was a notable feature of the questioning. As Marsh (1982: 115) puts it, 'it is the *meaning* that these events have for the subjects that gives them their causal force in provoking an onset' (emphasis added). Examples such as these further point to the possibility that the gulf between quantitative and qualitative research is not as wide as is sometimes supposed.



Quantitative research and constructionism

It was noted in Chapter 2 that one keynote of constructionism is a concern with issues of representation, as these play an important role in the construction of the social world. Qualitative content analysis has played an important role in developing just such an understanding, just as discourse analysis has in relation to the social construction of events and meanings in newspaper reports and television programmes. However, it is easy to forget that conventional quantitative content analysis can also be useful in this way.

Lantz and Booth's (1998) research on the social construction of breast cancer (see Research in focus 2.7) provides an example of its use. As Research in focus 2.7 makes clear, much of their understanding of the representation of breast cancer derived from a qualitative content analysis of magazine articles, but they also employed a quantitative content analysis. For example, a content analysis of the photographs of women linked to each article revealed that 80 per cent are apparently of women who are below the age of 50. Also, 85 per cent of the

anecdotes and case stories related to women in this age group. This emphasis on younger women creates the impression that this is the age group that is at risk. This finding allowed Lantz and Booth to make an interesting connection between relative youth and lifestyles and behaviour that are conducive to breast cancer and that therefore is consistent with the 'blame the victim' theme that is conveyed (see Research in focus 2.7). In fact, fewer than 20 per cent of new cases of breast cancer are in women under 50, and the mean age at diagnosis is 65. Thus, the quantitative content analysis of the articles in terms of the ages of the women who are focused upon is inconsistent with the actual age of women when first diagnosed with the disease. In this way, content analysis played an important part in revealing the social construction of breast cancer.

More generally, this example shows how quantitative research can play a significant role in relation to a constructionist stance.



Research methods and epistemological and ontological considerations

If we review the argument so far, it is being suggested that:

- there are differences between quantitative and qualitative research in terms of their epistemological and ontological commitments, *but*
- the connection between research strategy, on the one hand, and epistemological and ontological commitments, on the other, is not deterministic. In other words, there is a *tendency* for quantitative and qualitative research to be associated with the epistemological

and ontological positions outlined in Chapter 2 (for example, in Table 2.1), but the connections are not perfect.

However, some writers have suggested that research methods carry with them a cluster of epistemological and ontological commitments such that to elect to use a self-completion questionnaire is more or less simultaneously and inevitably to select a natural science model and an objectivist worldview. Similarly, the use of participant observation is often taken to imply a commitment to interpretivism and constructionism. Such a view implies that research methods are imbued with specific clusters of epistemological and ontological commitments and can be seen in comments of the following kind: ‘the choice and adequacy of a method embodies a variety of assumptions regarding the nature of knowledge and the methods through which that knowledge can be obtained, as well as a set of root assumptions about the nature of the phenomena to be investigated’ (Morgan and Smircich 1980: 491). The difficulty with such a view is that, if we accept that there is no perfect correspondence between research method and matters of epistemology and ontology, the notion that a method is inherently or necessarily indicative of certain wider assumptions about knowledge and the nature of social reality begins to founder.

In fact, research methods are much more ‘free-floating’ in terms of epistemology and ontology than is often supposed. This can be particularly demonstrated by reference to historical and other studies of social research. For example, Snizek (1976) examined 1,434 articles published in sociology journals between 1950 and 1970. He based his analysis on Ritzer’s (1975) suggestion that sociology is underpinned by three **paradigms**, a term that will be briefly explored again in Chapter 27 (see Key concept 27.1). Two of the paradigms—the ‘social factist’ and the ‘social definitionist’ paradigms—correspond roughly to quantitative and qualitative research respectively. In his analysis, Snizek was unable to uncover an unambiguous pattern linking the grounding of an article

in either of these two paradigms with the research methods used. Similarly, Platt’s (1986) historical research on American sociology has suggested that the connection that is often forged between functionalism, which itself is often associated with positivism, and the social survey is greatly exaggerated. Her research suggested that ‘the two originated independently, and that leading functionalists had no special propensity to use surveys and leading surveyors no special propensity for functionalism’ (Platt 1986: 527). Moreover, Platt’s general conclusion from her research on the use of research methods in American sociology between 1920 and 1960 is very revealing:

research methods may on the level of theory, when theory is consciously involved at all, reflect intellectual *bricolage* or *post hoc* justifications rather than the consistent working through of carefully chosen fundamental assumptions. Frequently methodological choices are steered by quite other considerations, some of a highly practical nature, and there are independent methodological traditions with their own channels of transmission. . . . In many cases general theoretical/methodological stances are just stances: slogans, hopes, aspirations, not guidelines with clear implications that are followed in practice. (Platt 1996: 275)

Platt’s conclusion again suggests that the notion that research methods reflect or reveal certain assumptions about knowledge and social reality has to be questioned. When the use of research methods in practice is examined, while tendencies may be discernible that link them to certain assumptions, the connections are not absolute.

A further aspect of the way in which research methods are much more autonomous than is sometimes supposed can be seen in the fact that the methods associated with both quantitative and qualitative research are often employed together within a single piece of research. This issue is the focus of Chapter 27.



Problems with the quantitative/qualitative contrast

The contrasts between quantitative and qualitative research that were drawn in Chapter 17 suggest a somewhat hard-and-fast set of distinctions and differences (see in particular Table 17.1). However, there is a risk that this

kind of representation tends to exaggerate the differences between them. A few of the distinctions will be examined to demonstrate this point.

Behaviour versus meaning

The distinction is sometimes drawn between a focus on behaviour and a focus on meanings. However, quantitative research frequently involves the study of meanings in the form of attitude scales (such as the Likert scaling technique) and other techniques. Qualitative researchers may feel that the tendency for attitude scales to be pre-formulated and imposed on research participants means that they do not really gain access to meanings. The key point being made here is that at the very least quantitative researchers frequently *try* to address meanings. Also, somewhat ironically many of the techniques with which quantitative research is associated, most notably social survey research based on questionnaires and interviews,

have been shown to relate poorly to people's actual behaviour (see, for example, Thinking deeply 12.2). Moreover, looking at the other side of the divide, qualitative research frequently, if not invariably, entails the examination of behaviour in context. Qualitative researchers often want to interpret people's behaviour in terms of the norms, values, and culture of the group or community in question. In other words, quantitative and qualitative researchers are typically interested in both what people do and what they think, but go about the investigation of these areas in different ways. Therefore, the degree to which the behaviour versus meaning contrast coincides with quantitative and qualitative research should not be overstated. See Thinking deeply 26.1 for further consideration of this point.



Thinking deeply 26.1

Quantitative and qualitative research and the study of class identities

One of the problems with the quantitative/qualitative contrast is that sometimes there is a tendency to polarize or exaggerate their respective capacities. The 'behaviour versus meaning' issue is an illustration of that tendency. Another interesting example can be discerned in relation to the use of surveys to investigate class identities. Savage et al. (2001) conducted in-depth interviews with residents in the Manchester area to explore the nature of class identities at the end of the twentieth century. The interviews show that there is an ambivalence about class identities: people's sense of class identity is weak but class is nonetheless relevant to them. The authors depict class as a resource that is drawn upon to forge identity. In the abstract to the article, the authors make an interesting remark: 'sociologists should not assume that there is any necessary significance in how respondents define their class identity in surveys' (Savage et al. 2001: 875). Payne and Grew (2005) queried the notion that a qualitative research approach to the study of class identities is necessarily superior to that deriving from surveys. They point out that such a view often arises because of the greater spontaneity and hence apparent naturalness of qualitative interviewing. Payne and Grew (2005: 907) suggest that these features are often exaggerated by sociologists, who also 'over-estimate the degree of rapport and shared meaning with their respondents'. Further, Sturridge (2007: 211) has argued that quantitative research in the form of the survey can have an important role in the study of class identities, namely 'to look at who expresses a sense of class identity and how this sense of class identity relates to other identities. This is the major strength which large-scale surveys have in the field, they are able to provide a social mapping of who expresses a sense of class belonging.' Sturridge conducted a secondary analysis of data from the 2003 British Social Attitudes Survey to explore class identities. In line with her comments about the opportunities that surveys afford, she found that a sense of working-class identity continues to be salient for some social groups and that men are much more likely to express this awareness. She also found that for some groups a sense of belonging to the working class is construed in terms of class opposition and that this reflects workplace orientations and experiences.

These reflections and findings suggest that there is a tendency to overstate the differences between quantitative and qualitative research in terms of certain inherent capacities and that this may result in a neglect of certain issues and research questions. In this instance, the view that survey research has little to offer the study of class identities could result in its potential to address important issues on this topic not being exploited.

Theory and concepts tested in research versus theory and concepts emergent from data

A further related point is that the suggestion that theory and concepts are developed prior to undertaking a study in quantitative research is something of a caricature that is true only up to a point. It reflects a tendency to characterize quantitative research as driven by a theory-testing approach. However, while experimental investigations probably fit this model well, survey-based studies are often more exploratory than this view implies. Although concepts have to be measured, the nature of their interconnections is frequently not specified in advance. Quantitative research is far less driven by a hypothesis-testing strategy than is frequently supposed. As a result, the analysis of quantitative data from social surveys is often more exploratory than is generally appreciated and consequently offers opportunities for the generation of theories and concepts. As one American survey researcher has commented in relation to a large-scale survey he conducted in the 1950s, but which has much relevance today: 'There are so many questions which might be asked, so many correlations which can be run, so many ways in which the findings can be organized, and so few rules or precedents for making these choices that a thousand different studies could come out of the same data' (J. A. Davis 1964: 232).

The common depiction of quantitative research as solely an exercise in testing preformulated ideas fails to appreciate the degree to which findings frequently suggest new departures and theoretical contributions. Reflecting on his career in social survey research, Glock provides the following example based on his research on the correlates of variation in church involvement in an American sample:

It occurred to me and my collaborators that one or both of two things might be happening. The results might simply be a reflection of the fact that women, older persons, the familyless, and the less well-to-do have more time on their hands to become involved in the Church. Alternatively or in addition, it could be that these people become involved as a compensation for being deprived, relative to their counterparts, of access to the rewards of the larger society. The data, having suggested these explanations, did not afford a means to test them . . . Subsequently, I had the opportunity to test the theory with new data . . . (Glock 1988: 45–6)

Therefore, the suggestion that, unlike an interpretivist stance, quantitative research is solely concerned with the testing of ideas that have previously been formulated (such as hypotheses) fails to recognize the creative work that goes into the analysis of quantitative data and into the interpretation of findings. Equally, as noted above (see pages 615–16), qualitative research can be used in relation to the testing of theories.

Numbers versus words

Even perhaps this most basic element in the distinction between quantitative and qualitative research is not without problems. Qualitative researchers sometimes undertake a limited amount of quantification of their data. Silverman (1984, 1985) has argued that some quantification of findings from qualitative research can often help to uncover the generality of the phenomena being described. While observing doctor–patient interactions in National Health Service and private oncology clinics, Silverman quantified some of his data in order to bring out the differences between the two types of clinic. Through this exercise he was able to show that patients in private clinics were able to have a greater influence over what went on in the consultations. However, Silverman warns that such quantification should reflect research participants' own ways of understanding their social world.

In any case, it has often been noted that qualitative researchers engage in 'quasi-quantification' through the use of terms such as 'many', 'often', and 'some' (see below). All that is happening in cases of the kind described by Silverman is that the researcher is injecting greater precision into such estimates of frequency.

Artificial versus natural

The artificial/natural contrast referred to in Table 17.1 can similarly be criticized. It is often assumed that, because much quantitative research employs research instruments that are applied to the people being studied (questionnaires, structured interview schedules, structured observation schedules, and so on), it provides an artificial account of how the social world operates. Qualitative research is often viewed as more naturalistic (see Key concept 3.4 on naturalism). Ethnographic research in particular would seem to exhibit this quality, because the participant observer studies people in their normal social worlds and contexts—in other words, as they go about normal activities. However, when qualitative research is based on interviews (such as semi- and unstructured interviewing and focus groups), the

depiction 'natural' is possibly less applicable. Interviews still have to be arranged and interviewees have to be taken away from activities that they would otherwise be engaged in, even when the interviewing style is of the more conversational kind. We know very little about interviewees' reactions to and feelings about being interviewed. Phoenix (1994) reports on the responses of interviewees to in-depth interviews in connection with two studies—one concerned with mothers under the age of 20 and the other with the social identities of young people. While many of her interviewees apparently quite enjoyed being interviewed, it is equally clear that they were conscious of the fact that they had been engaged in interviews rather than conversations. This is revealed by the tendency in the replies quoted by Phoenix for some of the interviewees to disclose that they were aware that the experience was out of the ordinary. In the study of social identities, one black young woman is reported as saying that she liked the interview and added: 'I had the chance to explain how I feel about certain things and I don't really get the opportunity to do that much.' And another interviewee said it was a 'good interview' and added: 'I have never talked so much about myself for a long time, too busy talking about kids and their problems' (Phoenix 1994: 61). The interviews were clearly valuable in allowing to surface the perspectives of people whose voices are normally silent, but the point being made here is that the view that the methods associated with qualitative research are naturalistic is to exaggerate the contrast with the supposed artificiality of the research methods associated with quantitative research.

As noted in Chapter 21, focus group research is often described as more natural than qualitative interviewing

because it emulates the way people discuss issues in real life. Natural groupings are often used to emphasize this element. However, whether this is how group participants view the nature of their participation is unclear. In particular, when it is borne in mind that people are sometimes strangers, have to travel to a site where the session takes place, are paid for their trouble, and frequently discuss topics they rarely if ever talk about, it is not hard to take the view that the naturalism of focus groups is assumed rather than demonstrated.

In participant observation, the researcher can be a source of interference that renders the research situation less natural than it might superficially appear to be. Whenever the ethnographer is in an overt role, a certain amount of reactivity is possible—even inevitable. It is difficult to estimate the degree to which the ethnographer represents an intrusive element that has an impact on what is found, but once again the naturalism of such research is often assumed rather than demonstrated, although it is admittedly likely that it will be less artificial than the methods associated with quantitative research. However, when the ethnographer also engages in interviewing (as opposed to casual conversations), the naturalistic quality is likely to be less pronounced.

These observations suggest that there are areas and examples of studies that lead us to question the degree to which the quantitative/qualitative contrast is a rigid one. Once again, this is not to suggest that the contrast is unhelpful, but that we should be wary of assuming that in writing and talking about quantitative and qualitative research we are referring to two absolutely divergent and inconsistent research strategies.



The mutual analysis of quantitative and qualitative research

One further way in which the barriers between quantitative and qualitative research might be undermined is by virtue of developments in which each is used as an approach to analyse the other.

A qualitative research approach to quantitative research

There has been a growing interest in the examination of the writings of quantitative researchers using some of the methods associated with qualitative research. In part, this trend can be seen as an extension of the growth

of interest among qualitative researchers in the writing of ethnography, which can be seen in such work as Van Maanen (1988) and P. Atkinson (1990). The attention to quantitative research is very much part of this trend, because it reveals a concern in both cases with the notion that the written account of research not only constitutes the presentation of findings but is also an attempt to persuade the reader of the credibility of those findings. This is true of the natural sciences too; for example, in relation to the research by Gilbert and Mulkay (1984) discussed in Chapter 22, it was shown how the scientists employed an empiricist repertoire when writing up their

findings. This writing strategy was used to show how proper procedures were followed in a systematic and linear way. However, Gilbert and Mulkey demonstrated that, when the scientists discussed in interviews how they did their research, it is clear that the process was suffused with the influence of factors to do with their personal biographies.

One way in which a qualitative research approach to quantitative research is manifested is through what Gephart (1988: 9) has called 'ethnostatistics', by which is meant 'the study of the construction, interpretation, and display of statistics in quantitative social research'. Gephart shows that there are a number of ways in which the idea of ethnostatistics can be realized, but it is with just one of these—approaching statistics as rhetoric—that I will be concerned here. Directing attention to the idea of statistics as rhetoric means becoming sensitive to the ways in which statistical arguments are deployed to bestow credibility on research for target audiences. More specifically, this means examining the language used in persuading audiences about the validity of research. Indeed, the very use of statistics itself can be regarded as a rhetorical device because the use of quantification means that social research can bestow upon itself the appearance of a natural science and thereby achieve greater legitimacy and credibility by virtue of that association (McCartney 1970; John 1992).

A quantitative research approach to qualitative research

In Chapter 13, the research by Hodson (1996), which was based on the content analysis of workplace ethnographies, was given quite a lot of attention (see Research in focus 13.4). Essentially, Hodson's approach was to apply a quantitative research approach—in the form of content analysis—to qualitative research. This is a form of research that may have potential in other areas of social research in which ethnography has been a popular method, and as a result a good deal of ethnographic evidence has been built up. Hodson (1999) suggests that the study of social movements may be one such field; religious sects and cults may be yet another. Hodson's research is treated as a solution to the problem of making comparisons between ethnographic studies in a given area. One approach to synthesizing related qualitative studies is meta-ethnography (see Key concept 5.3), which is a qualitative research approach to such aggregation (Noblit and Hare 1988). However, whereas the practice of meta-ethnography is meant to be broadly in line with the goals of qualitative research, such as a

commitment to interpretivism and a sensitivity to the social context, Hodson's approach is one that largely ignores contextual factors in order to explore relationships between variables that have been abstracted out of the ethnographies.

Certain key issues need to be resolved when conducting analyses of the kind carried out by Hodson. One relates to the issue of conducting an exhaustive literature search for suitable studies for possible inclusion. Hodson chose to analyse just books, rather than articles, because of the limited amount of information that can usually be included in the latter. Even then, criteria for the inclusion of a book needed to be stipulated. Hodson (1999: 22) employed three: 'The criteria for inclusion were (a) the book had to be based on ethnographic methods of observation over a period of at least 6 months, (b) the observations had to be in a single organization, and (c) the book had to focus on at least one clearly identified group of workers . . .'. The application of these criteria resulted in the exclusion of 279 out of 365 books uncovered. A second crucial area relates to the coding of the studies, which was briefly covered in Research in focus 13.4. Hodson stresses the importance of having considerable knowledge of the subject area, adopting clear coding rules, and pilot testing the coding schedule. In addition, he recommends checking the reliability of coding by having 10 per cent of the documents coded by two people. The process of coding was time-consuming, in that Hodson calculates that each book-length ethnography took forty or more hours to code.

This approach has many attractions, not the least of which is the impossibility of a quantitative researcher being able to conduct investigations in such a varied set of organizations. Also, it means that more data of much greater depth can be used than can typically be gathered by quantitative researchers. It also allows hypotheses deriving from established theories to be tested, such as the 'technological implications' approach, which sees technologies as having impacts on the experience of work (Hodson 1996). However, the loss of a sense of social context is likely to be unattractive to many qualitative researchers.

Of particular significance for this discussion is the remark that 'the fundamental contribution of the systematic analysis of documentary accounts is that it creates an analytic link between the in-depth accounts of professional observers and the statistical methods of quantitative researchers' (Hodson 1999: 68). In other words, the application of quantitative methods to qualitative research may provide a meeting ground for the two research strategies.



Quantification in qualitative research

As noted in Chapter 17, the numbers versus words contrast is perhaps the most basic in many people's minds when they think about the differences between quantitative and qualitative research. After all, it seems to relate in a most fundamental way to the very terms used to denote the two approaches, which seem to imply the presence and absence of numbers. However, it is simply not the case that there is a complete absence of quantification in qualitative research. As we will see in the next chapter, when qualitative researchers incorporate research methods associated with quantitative research into their investigations, a certain amount of quantification is injected into the research.

Quite aside from the issue of combining quantitative and qualitative research, three observations are worth making about quantification in the analysis and writing-up of qualitative data.

Thematic analysis

In Chapter 24 it was observed that one of the commonest approaches to qualitative data analysis is undertaking a search for themes in transcripts or field notes. However, as Bryman and Burgess (1994b: 224) point out, the criteria employed in the identification of themes are often unclear. One possible factor that these authors suggest may be in operation is the frequency of the occurrence of certain incidents, words, phrases, and so on that denote a theme. In other words, a theme is more likely to be identified the more times the phenomenon it denotes occurs in the course of coding. This process may also account for the prominence given to some themes over others when writing up the fruits of qualitative data analysis. In other words, a kind of implicit quantification may be in operation that influences the identification of themes and the elevation of some themes over others. In fact, Ryan and Bernard (2003), as noted in Chapter 24, recommend the search for 'repetitions' as one of the ways in which themes may be identified.

Quasi-quantification in qualitative research

It has often been noted that qualitative researchers engage in 'quasi-quantification' through the use of terms such as 'many', 'frequently', 'rarely', 'often', and 'some'.

In order to be able to make such allusions to quantity, the qualitative researcher should have some idea of the relative frequency of the phenomena being referred to. However, as expressions of quantities, they are imprecise, and it is often difficult to discern why they are being used at all. The alternative would seem to be to engage in a limited amount of quantification when it is appropriate, such as when an expression of quantity can bolster an argument. This point leads directly on to the next section.

Combating anecdotalism through limited quantification

One of the criticisms that is levelled against qualitative research is that the publications on which it is based are often anecdotal, giving the reader little guidance as to the prevalence of the issue to which the anecdote refers. The widespread use of brief sequences of conversation, snippets from interview transcripts, and accounts of encounters between people provides little sense of the prevalence of whatever such items of evidence are supposed to indicate. There is the related risk that a particularly striking statement by someone or an unexpected activity may have more significance attached to it than might be warranted in terms of its frequency.

Perhaps at least partly in response to these problems, qualitative researchers sometimes undertake a limited amount of quantification of their data. We can see this feature in Silverman's (1984, 1985) research on oncology clinics, which was referred to above. Gabriel (1998) describes how he studied organizational culture in a variety of organizations by collecting during interviews stories about the organizations in question. Computers and information technology were a particular focus of the stories elicited. Altogether 377 stories were collected in the course of 126 interviews in 5 organizations. Gabriel shows that the stories were of different types, such as: comic stories (which were usually a mechanism for disparagement of others); epic stories (survival against the odds); tragic stories (undeserved misfortune); gripes (personal injustices); and so on. He counted the number of each type: comic stories were the most numerous at 108; then epic stories (82); tragic stories (53); gripe stories (40); and so on. Themes in the stories were also counted, such as whether they involved a leader, a

personal trauma, an accident, and so forth. In all these cases, the types of stories and the themes could have been treated in an anecdotal way, but the use of such simple counting conveys a clear sense of their relative prevalence.

Exercises like these can be used to counter the suggestion that is sometimes made that the approach to presenting qualitative data can be too anecdotal, so that readers are given too little sense of the *extent* to which certain beliefs are held or a certain form of behaviour occurs. All that is happening in such cases is that the researcher is injecting greater precision into estimates of frequency than can be derived from quasi-quantification terms. Moreover, it is not inconceivable that there might be greater use of limited amounts of quantification in qualitative research in the future as a result of the growing incursion of computers into qualitative data analysis

(CAQDAS). Most of the major software programs include a facility that allows the analyst to produce simple counts of such things as the frequency with which a word or a coded theme occurs. In many cases, they can also produce simple cross-tabulations—for example, relating the occurrence of a coded theme to gender. Writing when CAQDAS was used far less than it is today, Ragin and Becker (1989: 54) concluded their review of the impact of microcomputers on sociologists' 'analytic habits' with the following remark: 'Thus, the microcomputer provides important technical means for new kinds of dialogues between ideas and evidence and, at the same time, provides a common technical ground for the meeting of qualitative and quantitative researchers.' The greater use of quantification by qualitative researchers may turn out to be one of the more significant areas for this 'meeting'.



Key points

- There are differences between quantitative and qualitative research but it is important not to exaggerate them.
- The connections between epistemology and ontology, on the one hand, and research methods, on the other, are not deterministic.
- Qualitative research sometimes exhibits features normally associated with a natural science model.
- Quantitative research aims on occasions to engage with an interpretivist stance.
- Research methods are more autonomous in relation to epistemological commitments than is often appreciated.
- The artificial/natural contrast that is often an element in drawing a distinction between quantitative and qualitative research is frequently exaggerated.
- A quantitative research approach can be employed for the analysis of qualitative studies and a qualitative research approach can be employed to examine the rhetoric of quantitative researchers.
- Some qualitative researchers employ quantification in their work.



Questions for review

- What is the nature of the link between research methods and epistemology?

The natural science model and qualitative research

- Are the natural sciences positivistic?
- To what extent can some qualitative research be deemed to exhibit the characteristics of a natural science model?

Quantitative research and interpretivism

- To what extent can some quantitative research be deemed to exhibit the characteristics of interpretivism?

Quantitative research and constructionism

- To what extent can some quantitative research be deemed to exhibit the characteristics of constructionism?

Research methods and epistemological and ontological considerations

- How far do research methods necessarily carry epistemological and ontological implications?

Problems with the quantitative/qualitative contrast

- Outline some of the ways in which the quantitative/qualitative contrast may not be as hard and fast as is often supposed.

The mutual analysis of quantitative and qualitative research

- What might some of the implications of Gilbert and Mulkey's (1984) concepts of interpretative repertoires be for the qualitative analysis of quantitative research?
- Assess the significance of ethnostatistics.
- Assess the significance of Hodson's research.

Quantification in qualitative research

- How far is quantification a feature of qualitative research?

**Online Resource Centre**

www.oxfordtextbooks.co.uk/orc/brymansrm4e/


Visit the Online Resource Centre that accompanies this book to enrich your understanding of breaking down the quantitative/qualitative divide. Consult web links, test yourself using multiple choice questions, and gain further guidance and inspiration from the Student Researcher's Toolkit.

27

Mixed methods research: combining quantitative and qualitative research

Chapter outline

Introduction	628
The argument against mixed methods research	629
The embedded methods argument	629
The paradigm argument	629
Two versions of the debate about quantitative and qualitative research	631
Approaches to mixed methods research	631
A content analysis of articles based on mixed methods research	633
Approaches to combining quantitative and qualitative research in mixed methods research	635
Reflections on mixed methods research	649
Checklist	650
Key points	651
Questions for review	651





Chapter guide

This chapter is concerned with mixed methods research—that is, research that combines quantitative and qualitative research. While this may seem a straightforward way of resolving and breaking down the divide between the two research strategies, it is not without controversy. Moreover, there may be practical difficulties associated with mixed methods research. This chapter explores:

- arguments against the combination of quantitative and qualitative research; two kinds of argument are distinguished and are referred to as the embedded methods and paradigm arguments;
- the suggestion that there are two versions of the debate about the possibility of combining quantitative and qualitative research: one that concentrates on methods of research and another that is concerned with epistemological issues;
- the different ways in which mixed methods research has been carried out;
- the need to recognize that mixed methods research is not inherently superior to research that employs a single research strategy.

Introduction

So far throughout the book an emphasis has been placed upon the strengths and weaknesses of the research methods associated with quantitative and qualitative research. One possible response to this kind of recognition is to propose combining them. After all, such a strategy would seem to allow the various strengths to be capitalized upon and the weaknesses offset somewhat. However, not all writers on research methods agree that such integration is either desirable or feasible. On the other hand, it is probably the case that the amount of combined research has been increasing since the early 1980s. Therefore, in discussing the combination of quantitative and qualitative research, this chapter will be concerned with three main issues:

1. an examination of the arguments against integrating quantitative and qualitative research;
2. the different ways in which quantitative and qualitative research have been combined;
3. an assessment of combined research, which asks whether it is necessarily superior to investigations relying on just one research strategy and whether there are any additional problems deriving from it.

The term **mixed methods research** is used as a simple shorthand to stand for research that integrates quantita-

tive and qualitative research within a single project. Of course, there is research that, for example, combines structured interviewing with structured observation or ethnography with semi-structured interviewing. However, these instances of the combination of research methods are associated with just one research strategy. By mixed methods research I am referring to research that combines research methods that cross the two research strategies. In the earlier editions of this book, I used the term ‘multi-strategy research’ to describe investigations combining quantitative and qualitative research. However, ‘mixed methods research’ has increasingly become the preferred term and in many ways better expresses the fact that, in many cases, using both quantitative and qualitative research should involve a mixing of the research methods involved and not just using them in tandem. In other words, the quantitative and the qualitative data deriving from mixed methods research should be mutually illuminating. Indeed, mixed methods research has become something of a growth industry since the first edition of this book. Since *Social Research Methods* was first published in 2001, mixed methods research has become an increasingly used and accepted approach to conducting social research. It has been the focus of a specialist handbook that has gone into a second edition (Tashakkori and Teddlie

2003, 2010) and specialist journals, such as the *Journal of Mixed Methods Research*, have begun publication. When I examined articles based on mixed methods research in the period 1994–2003, I found a threefold increase over that period (Bryman 2008a). Just after I finished writing the second edition of this book,

I conducted research specifically to do with the nature of mixed methods research (Bryman 2006a, 2006b). I have organized the section on ‘Approaches to mixed methods research’ below around some of my findings from that research project.



The argument against mixed methods research

The argument against mixed methods research tends to be based on either and sometimes both of two kinds of argument:

1. the idea that research methods carry epistemological commitments, and
2. the idea that quantitative and qualitative research are separate paradigms.

These two arguments will now be briefly reviewed.

The embedded methods argument

This first position, which was outlined in Chapter 26, implies that research methods are ineluctably rooted in epistemological and ontological commitments. Such a view of research methods can be discerned in statements like the following:

every research tool or procedure is inextricably embedded in commitments to particular versions of the world and to knowing that world. To use a questionnaire, to use an attitude scale, to take the role of participant observer, to select a random sample, to measure rates of population growth, and so on, is to be involved in conceptions of the world which allow these instruments to be used for the purposes conceived. (J. A. Hughes 1990: 11)

According to such a position, the decision to employ, for example, participant observation is not simply about how to go about data collection but a commitment to an epistemological position that is inimical to positivism and that is consistent with interpretivism.

This kind of view of research methods has led some writers to argue that mixed methods research is not feasible or even desirable. An ethnographer may collect

questionnaire data to gain information about a slice of social life that is not amenable to participant observation, but this does not represent an integration of quantitative and qualitative research, because the epistemological positions in which the two methods are grounded constitute irreconcilable views about how social reality should be studied. J. K. Smith (1983: 12, 13), for example, argues that each of the two research strategies ‘sponsors different procedures and has different epistemological implications’ and therefore counsels researchers not to ‘accept the unfounded assumption that the methods are complementary’. Smith and Heshusius (1986: 8) criticize the integration of research strategies, because it ignores the assumptions underlying research methods and transforms ‘qualitative inquiry into a procedural variation of quantitative inquiry’.

The chief difficulty with the argument that writers like Smith present is that, as was noted in Chapter 26, the idea that research methods carry with them fixed epistemological and ontological implications is very difficult to sustain. They are capable of being put to a wide variety of tasks.

The paradigm argument

The paradigm argument is closely related to the previous one. It conceives of quantitative and qualitative research as **paradigms** (see Key concept 27.1) in which epistemological assumptions, values, and methods are inextricably intertwined and are incompatible between paradigms (e.g. Guba 1985; Morgan 1998b). Therefore, when researchers combine participant observation with a questionnaire, they are not really combining quantitative and qualitative research, since paradigms are incommensurable—that is, they are incompatible: the integration is only at a superficial level and within a single paradigm.



Key concept 27.1

What is a paradigm?

Kuhn's (1970) highly influential use of the term 'paradigm' derives from his analysis of revolutions in science. A paradigm is 'a cluster of beliefs and dictates which for scientists in a particular discipline influence what should be studied, how research should be done, [and] how results should be interpreted' (Bryman 1988a: 4). Kuhn depicted the natural sciences as going through periods of revolution, whereby normal science (science carried out in terms of the prevailing paradigm) is increasingly challenged by anomalies that are inconsistent with the assumptions and established findings in the discipline at that time. The growth in anomalies eventually gives way to a crisis in the discipline, which in turn occasions a revolution. The period of revolution is resolved when a new paradigm emerges as the ascendant one and a new period of normal science sets in. An important feature of paradigms is that they are *incommensurable*—that is, they are inconsistent with each other because of their divergent assumptions and methods. Disciplines in which no paradigm has emerged as pre-eminent, such as the social sciences, are deemed pre-paradigmatic, in that they feature competing paradigms. One of the problems with the term is that it is not very specific: Masterman (1970) was able to discern twenty-one different uses of it by Kuhn. Nonetheless, its use is widespread in the social sciences (e.g. Ritzer 1975; Guba 1985).

The problem with the paradigm argument is that it rests, as with the embedded methods one, on contentions about the interconnectedness of method and epistemology in particular that cannot—in the case of social research—be demonstrated. Moreover, while Kuhn (1970)

certainly argued that paradigms are incommensurable, it is by no means clear that quantitative and qualitative research are in fact paradigms. As suggested in Chapter 26, there are areas of overlap and commonality between them.



Thinking deeply 27.1

Stages in the development of mixed methods research

Creswell and Plano Clark (2011) have suggested that mixed methods research has proceeded through five stages.

1. A *formative period* during which various writers took tentative steps towards and lay the foundations for mixed methods approaches. This stage corresponds roughly to a period spanning the 1950s through to the early 1980s.
2. A *paradigm debate period* during the 1970s and 1980s that responded to qualitative researchers' insistence that their style of investigation was based on different epistemological and ontological foundations from quantitative research. Because of this insistence, quantitative and qualitative research were viewed as not capable of integration. During this period, a number of writers challenged this view, arguing that mixed methods investigations were feasible and potentially could lead to superior findings. I am placed in this period, because in Bryman (1988a) I 'reviewed the debate and established connections between the two traditions' (Creswell and Plano Clark 2011: 23).
3. A *procedural development period* beginning in the late 1980s and progressing into the twenty-first century that is concerned with how mixed methods studies could be designed. Morgan (1998b), whose work is referred to in Thinking deeply 27.2, belongs to this period. I am also in this period, because in Bryman (1988a) I 'addressed the reasons for combining quantitative and qualitative research' (Creswell and Plano Clark 2011: 23).
4. An *advocacy and expansion period* that began in the present century and is concerned with the recognition of and development of mixed methods research as a distinctive approach, even as a movement. The arrival of a separate handbook for mixed methods researchers (Tashakkori and Teddlie 2003, 2010) and of the *Journal of Mixed Methods Research* are indicative of this development.
5. A *reflective period* that began around 2005 in which many authors assessed the state of mixed methods research, glimpsed into its future, and in some cases launched critiques of its state and direction.



Two versions of the debate about quantitative and qualitative research

There would seem to be two different versions about the nature of quantitative and qualitative research, and these two different versions have implications in writers' minds about whether the two can be combined.

- An *epistemological version*, as in the embedded methods argument and the paradigm argument, sees quantitative and qualitative research as grounded in incompatible epistemological principles (and ontological ones too, but these tend not to be given as much attention). According to this version of their nature, mixed methods research is not possible.
- A *technical version*, which is the position taken by most researchers whose work is mentioned in the next section, gives greater prominence to the strengths of the data-collection and data-analysis techniques with which quantitative and qualitative research are each associated and sees these as capable of being fused. There is a recognition that quantitative and qualitative

research are each connected with distinctive epistemological and ontological assumptions, but the connections are not viewed as fixed and ineluctable. Research methods are perceived, unlike in the epistemological version, as autonomous. A research method from one research strategy is viewed as capable of being pressed into the service of another. Indeed, in some instances, as will be seen in the next section, the notion that there is a 'leading' research strategy in a mixed methods investigation may not even apply in some cases.

The technical version about the nature of quantitative and qualitative research essentially views the two research strategies as compatible. As a result, mixed methods research becomes both feasible and desirable. It is in that spirit that we now turn to a discussion of the ways in which quantitative and qualitative research can be combined.



Approaches to mixed methods research

This section will be structured in terms of a classification I derived from conducting a content analysis of empirical articles in refereed journals in the social sciences (Bryman 2006a, 2006b; see Research in focus 27.1 for a brief description of this research). The classification has

been changed slightly from the one presented in my earlier publications. Several other ways of classifying mixed methods investigations have been proposed by other authors, and one of the most prominent is presented in Thinking deeply 27.2.



Thinking deeply 27.2

A classification of approaches to mixed methods research

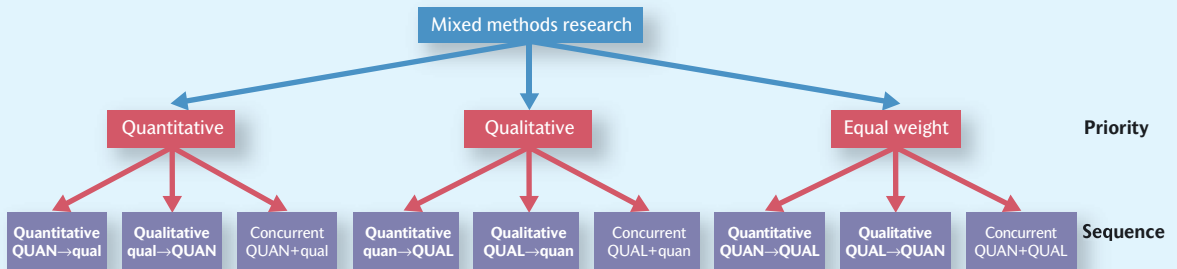
As interest in mixed methods research has grown, various ways of classifying it have arisen. One approach, which is the one taken in the bulk of this chapter, is in terms of the purposes of mixed methods studies and the roles that the quantitative and qualitative components play in such studies (see also Bryman 2006a, 2008b). However, a further approach has been to classify mixed methods studies in terms of two criteria (e.g. Morgan 1998b):

- *The priority decision.* How far is a qualitative or a quantitative method the principal data-gathering tool or do they have equal weight?
- *The sequence decision.* Which method precedes which? In other words, does the qualitative method precede the quantitative one or vice versa or is the data collection associated with each method concurrent?

These criteria yield nine possible types (see Figure 27.1). In this classification, upper case indicates priority—for example, QUAL indicates that the qualitative component was the main data-collection approach; lower case indicates a more subsidiary role—for example, qual. Arrows refer to the sequence—for example, QUAN→qual means that the collection of quantitative data was the main data-collection approach and that the collection of these quantitative data was undertaken before the qualitative data, which occupy a subsidiary role. The + simply means that the collection of the quantitative and the qualitative data was conducted more or less concurrently. One difficulty with this and related classifications that embellish it is that it is not always easy to establish issues of priority and sequence when reading the report of a study. However, it is useful as a way of thinking about fundamental aspects of the design of mixed methods studies.

Figure 27.1

Classifying mixed methods research in terms of priority and sequence



Note: Capitals and lower case indicate priority; arrows indicate sequence; + indicates concurrent.



Research in focus 27.1

Mixed methods research on mixed methods research

In 2003–4 I worked on a fellowship funded by the Economic and Social Research Council that focused on mixed methods research. There were two main components: a content analysis on articles reporting the findings of mixed methods research and interviews with mixed methods researchers. With the first component I was interested in the ways that quantitative and qualitative research are combined in published journal articles (Bryman 2006a). With the second component, I conducted semi-structured interviews with twenty mixed methods researchers because I was keen to glean an inside view of the research process. The findings from the two components of this project will be used for discussing mixed methods research in the rest of this chapter.

A content analysis of articles based on mixed methods research

One component of the research on mixed methods research described in Research in focus 27.1 was a content analysis of journal articles reporting the findings of mixed methods research. Journal articles do not encapsulate all possible contexts in which projects reporting mixed methods research might be found. Conference papers and books are other possible sites. However, journal articles are a major form of reporting findings and have the advantage that, in most cases, the peer review process provides a quality control mechanism. By contrast, conference papers and books are sometimes not peer reviewed. The approach to gleaning a sample was to search the Social Sciences Citation Index (SSCI) for articles in which relevant keywords or phrases such as ‘quantitative’ and ‘qualitative’, or ‘multi(-)method’, or ‘mixed method’, or ‘triangulation’ appeared in the title, keywords, or abstract. This means that the sample comprises articles that to some degree foreground the fact that the study is based on both quantitative and qualitative

research. During the search, the emphasis was on uncovering articles in five fields: sociology; social psychology; human, social and cultural geography; management and organizational behaviour; and media and cultural studies. The analysis was restricted to a ten-year period of 1994–2003. Judgements about whether articles fell within the purview of the investigation, in terms of whether they could be regarded as deriving from the five fields, were made on the basis of the journal title or information supplied in abstracts. In this way, a total of 232 articles was generated and content analysed.

A major focus of the content analysis was on the rationales proffered for combining quantitative and qualitative research. A coding scheme was developed for classifying the rationales given by authors of articles. This coding scheme was based on an extensive review of the kinds of reasons that are frequently given in both methodological writings and research articles for combining quantitative and qualitative research. The scheme provided for the rationales is outlined in Thinking deeply 27.3. These can be thought of as ways of combining quantitative and qualitative research.



Thinking deeply 27.3 Ways of combining quantitative and qualitative research

Drawing on a content analysis of articles deriving from mixed methods research, Bryman (2006a) identified the following ways in which quantitative and qualitative research are combined.

1. *Triangulation* or greater validity—refers to the traditional view that quantitative and qualitative research might be combined to triangulate findings in order that they may be mutually corroborated. If the term was used as a synonym for integrating quantitative and qualitative research, it was not coded as triangulation.
2. *Offset*—refers to the suggestion that the research methods associated with both quantitative and qualitative research have their own strengths and weaknesses so that combining them allows the researcher to offset their weaknesses to draw on the strengths of both.
3. *Completeness*—refers to the notion that the researcher can bring together a more comprehensive account of the area of enquiry in which he or she is interested if both quantitative and qualitative research are employed.
4. *Process*—quantitative research provides an account of structures in social life but qualitative research provides a sense of process.
5. *Different research questions*—this is the argument that quantitative and qualitative research can each answer different research questions, but this item was coded only if authors explicitly stated that they were doing this.
6. *Explanation*—one of the two research methods is used to help explain findings generated by the other.
7. *Unexpected results*—refers to the suggestion that quantitative and qualitative research can be fruitfully combined when one generates surprising results that can be understood by employing the other.

8. *Instrument development*—refers to contexts in which qualitative research is employed to develop questionnaire and scale items, for example, so that better wording or more comprehensive closed answers can be generated.
9. *Sampling*—refers to situations in which one approach is used to facilitate the sampling of respondents or cases.
10. *Credibility*—refers to suggestions that employing both approaches enhances the integrity of findings.
11. *Context*—refers to cases in which the combination is rationalized in terms of qualitative research providing contextual understanding coupled with either generalizable, externally valid findings or broad relationships among variables uncovered through a survey.
12. *Illustration*—refers to the use of qualitative data to illustrate quantitative findings, often referred to as putting ‘meat on the bones’ of ‘dry’ quantitative findings.
13. *Utility* or improving the usefulness of findings—refers to a suggestion, which is more likely to be prominent among articles with an applied focus, that combining the two approaches will be more useful to practitioners and others.
14. *Confirm and discover*—this entails using qualitative data to generate hypotheses and using quantitative research to test them within a single project.
15. *Diversity of views*—this includes two slightly different rationales—namely, combining researchers’ and participants’ perspectives through quantitative and qualitative research respectively and uncovering relationships between variables through quantitative research while also revealing meanings among research participants through qualitative research.
16. *Enhancement* or building upon quantitative/qualitative findings—this entails a reference to making more of or augmenting either quantitative or qualitative findings by gathering data using a qualitative or quantitative research approach.
17. *Other/unclear*.
18. *Not stated*.

When coding each article, a distinction was made between *rationale* and *practice*. First, the rationale given by authors for combining the two approaches to data collection and/or analysis was coded. For this exercise, the reasons that had been given before the findings were presented were typically examined and coded. Then, the ways in which quantitative and qualitative research were actually combined were coded. In doing so, the coding reflected authors’ reflections on what they felt had been gleaned from combining quantitative and qualitative research and any ways in which the two were combined that were not reflected in authors’ accounts. This is what is meant by *practice*. The purpose of discriminating between these two ways of thinking about the justification for mixed methods research was that authors’ accounts of why they intended to combine quantitative and qualitative research might differ from how they actually combined them in practice.

Table 27.1 provides the number of articles classified in terms of each category of rationale and practice and their

respective percentages of all 232 articles. The percentages add up to over 100 per cent in the case of both rationale and practice because any article could be coded in terms of two or more categories. Interestingly, the number and percentage of articles within each category are usually higher for practice than for rationale. This occurs for two reasons. One is that the number of articles where the rationale is not stated falls from just over one-quarter to nearly zero. Second, researchers seem to find more uses for mixed methods research than they envisaged at the outset.

The bulk of the rest of this chapter will present some examples of each of these rationales for conducting mixed methods research. Some of the examples are ones that were in the sample on which the content analysis was based but others are not. In the latter category, I have included books, which were not included in the sample. Each of the rationales may be thought of as an approach to conducting mixed methods research.

Table 27.1

Mixed methods research in practice		
Category	Rationale	Practice
	Number of articles (% of all 232 cases)	
Triangulation	29 (12.5)	80 (34.5)
Offset	7 (3)	4 (1.7)
Completeness	31 (13)	67 (28.9)
Process	5 (2.2)	6 (2.6)
Different research questions	13 (5.6)	10 (4.3)
Explanation	13 (5.6)	32 (13.8)
Unexpected results	0	2 (0.9)
Instrument development	18 (7.8)	21 (9.1)
Sampling	31 (13.4)	43 (18.5)
Credibility	2 (0.9)	5 (2.2)
Context	8 (3.4)	10 (4.3)
Illustration	4 (1.7)	53 (22.8)
Utility	2 (0.9)	2 (0.9)
Confirm and discover	9 (3.9)	15 (6.5)
Diversity of views	26 (11.2)	35 (15.1)
Enhancement	73 (31.5)	121 (52.2)
Other/unclear	8 (3.4)	14 (6.1)
Not stated	62 (26.7)	1 (0.4)

Source: Based on Bryman (2006a).

Approaches to combining quantitative and qualitative research in mixed methods research

This section of the chapter provides illustrations of each of the ways of combining quantitative and qualitative research in mixed methods research using the classification presented in Thinking deeply 27.3 (see also Table 27.1). Each of the rationales outlined in the previous section can be thought of as an approach to mixed methods research. This applies rather less obviously to two of the rationales—credibility and utility—but these have been included for the sake of completeness.

Triangulation

The idea of triangulation has been previously encountered in Key concept 17.4. When applied to the present context, it implies that the results of an investigation employing a method associated with one research strategy are cross-checked against the results of using a method associated with the other research strategy. It is an adaptation of

the argument by writers like Webb et al. (1966) that confidence in the findings deriving from a study using a quantitative research strategy can be enhanced by using more than one way of measuring a concept.

An illustration of a study using a triangulation approach as well as other rationales for doing mixed methods research is the CCSE study referred to in Research in focus 2.9. Silva and Wright (2008: 3) write that the qualitative interviews were conducted to ‘check and correct the quantitative data’ and make the survey data more robust. In the Cultural Capital and Social Exclusion study, the researchers took the relatively unusual step of asking each sampled interviewee about many of the answers they had given in the questionnaire in order to see whether the two kinds of answer corresponded. More often, researchers conducting a triangulation exercise compare the quantitative and qualitative findings in aggregate. For example, Bickerstaff et al. (2008) conducted research into people’s perceptions of climate change and radioactive waste against a backdrop of a great deal of debate at the UK policy level concerning energy, which to a significant extent has the potential to frame perceptions. The researchers drew on two sources of data: a national interview survey based on a quota sample of 1,547 adults, and one focus group discussion in each of four towns (Cromer, Norwich, Heysham, and Liverpool) with each group meeting twice. The authors suggest that the two sets of findings were consistent when they write that the focus group discussions ‘revealed a profoundly negative set of responses to the idea of radioactive waste and in this way support the findings of the national survey’ (Bickerstaff et al. 2008: 153).

A triangulation exercise may occur as a result of a planned or unplanned strategy. In other words, at the outset, a researcher may plan to conduct mixed methods research in order to establish whether the quantitative and qualitative findings corroborate each other; alternatively, possibility of comparing the quantitative and the qualitative findings may arise once the data have been collected. Thus, in the study of the foot and mouth disease outbreak covered in Research in focus 2.8 and 27.3, the researchers did not obviously build in a triangulation strategy into their plans but note at one point that ‘both in the questionnaire survey and the focus groups people expressed high concern about FMD and its possible consequences’ (Poortinga et al. 2004: 86). At another point the authors write: ‘The perceived causes of the FMD outbreak in the focus groups overlapped largely the three factors that were identified in the questionnaire survey’ (Poortinga et al. 2004: 87). It is striking that the authors use the word ‘largely’ here, suggesting that there was

not a perfect correspondence. This occurred because the three perceived causes—farming practices, regulation, and market forces—were also found in the focus group data, but the factors were discussed by group members in combination. As such, there is an element of what is described in Thinking deeply 27.3 of ‘enhancement’. This is not uncommon when a triangulation approach to mixed methods research is employed: the two sets of data correspond to each other but not perfectly, thus requiring a certain degree of qualification.

When looking at these examples, it is clear that the findings were broadly consistent. However, when a triangulation exercise is undertaken, the possibility of a failure to corroborate findings always exists. This raises the issue of what approach should be taken to inconsistent results.

In the course of their research into media reporting of social science research (Research in focus 27.2), Deacon et al. (1998) found that their data revealed an inconsistency between some of the quantitative and qualitative data: the former (methods 2 and 3) suggested that journalists and social scientists enjoyed broadly consensual

relationships with regard to the reporting of social science research in the media, but the qualitative findings (methods 4 and 5) suggested greater collision of approaches and values. Rather than opt for one set of findings as providing the more accurate view, the data were re-examined. For example, Deacon et al. show that a major component of the apparent discrepancy has to do with the tendency for social scientists who are answering survey questions about coverage of their own research (method 3) to reply in terms of a feeling of relief that it was not as bad as expected. However, in interviews (method 4), social scientists tend to make much more of what Deacon et al. call ‘war stories’—that is, memorable and often highly wounding encounters with the media. Such encounters were not being depicted in the interviews as typical, but their general feelings about media coverage of social science research appeared to have been highly influenced by their bruising encounters. Thus, in general, the questionnaires revealed that social scientists were relatively pleased with the reporting of their research, but, when they were encouraged to reflect on specific problems in the past, the drift of their replies became more negative.



Research in focus 27.2

Research methods used in a study of the reporting of social science research in the mass media

In their research on the reporting of social science research in the British mass media, Fenton et al. (1998; see also Deacon et al. 1998) employed several quantitative and qualitative methods:

1. content analysis of news and current affairs coverage (local and national newspapers, TV, and radio) (592 items); see Research in focus 13.1 for more on this aspect of the research;
2. mail questionnaire survey of social scientists’ views about media coverage and their own practices (674 respondents);
3. mail questionnaire survey of social scientists who had received media coverage as identified in the content analysis (123 respondents);
4. semi-structured interviews with social scientists who had received coverage as identified in the content analysis (20 interviews);
5. semi-structured interviews with journalists identified in the content analysis (34 interviews);
6. semi-structured interviews with representatives of funding bodies and government (27 interviews);
7. tracking of journalists at conferences (3 conferences);
8. focus group analysis of audience reception of media items (13 focus groups); see Chapter 21 for more on this aspect of the research.

Offset

Offset was rarely encountered. It implies that the weaknesses of a quantitative or a qualitative method can be offset by including a qualitative or a quantitative method that has its own strengths. In the preamble to her account of mixed methods research on the benefits of adult learning, Hammond (2005: 240) has suggested that 'each approach has its own limitations or "imperfections", which can be compensated for by using an alternative method'. Similarly, the authors of the study referred to in Research in focus 27.7 write that the combination of methods helped 'to reduce the biases associated with each method and therefore improve our understanding of the cultural forces involved in child development' (Harkness et al. 2006: 78). One of the mixed methods research practitioners that I interviewed (see Research in focus 27.1) was explicit on this point:

it seems to me that the only way you can begin to get close to the kind of methods that are reliable in natural scientific or engineering work is to use every tool you've got. You know, our tools are so inadequate and the material to which we're applying them is so slippery that you've got to use everything you have.

Completeness

Completeness indicates that a more complete answer to a research question or set of research questions can be achieved by including both quantitative and qualitative methods. It implies that the gaps left by one method (for example, a quantitative one) can be filled by another (for example, a qualitative one). One of its most common forms is when ethnographers employ structured interviewing or possibly a self-completion questionnaire, because not everything they need to know about is accessible through participant observation. This kind of need can arise for several reasons, such as the need for information that is not accessible to observation or to qualitative interviewing (for example, systematic information about social backgrounds of people in a particular setting), or the difficulty of gaining access to certain groups of people. For her research on the processes whereby people became Moonies (members of the Unification Church) in Britain, Barker (1984) relied mainly on participant observation and in-depth interviewing.

However, she also conducted a number of questionnaire surveys of members. Sometimes, this was done to test hypotheses she had begun to formulate (see below on this use of mixed methods research), but often it was undertaken in order to acquire information on social class backgrounds and religious experiences prior to becoming a Moonie. Such information was not accessible through participant observation.

Lockyer (2006) employed a mixed methods approach for her study of humour. She was interested in the controversies that can arise in relation to humour. There were various components to her mixed methods examination of humour, including: a quantitative content analysis of readers' letters of complaint in *Private Eye* about offence caused to them concerning humour in the magazine; an examination of the discursive practices used in the magazine for managing complaints; a detailed linguistic analysis of some of the letters; libel cases brought against the magazine; and semi-structured interviews with *Private Eye* journalists. Lockyer argues that the chief benefit of using a mixed methods approach is that an extremely comprehensive portrait of humour in this magazine (and the controversies surrounding that humour) is forthcoming. Thus, the content analysis provided a necessary overview of the issue, such as the topics that are particularly likely to produce complaints, while the examination of discursive strategies for managing complaints identified some of the rhetorical strategies used to do this (such as suggesting that the reader lacks a sense of humour). The intensive linguistic examination of some letters, which were selected from those that had been content analysed, showed the ways in which the criticism of humour is initiated. Lockyer shows, for example, that readers rarely baldly state that they have been caused offence and that they often provide a preamble to their letters that establishes that they greatly value *Private Eye* and thereby help to head off objections to their letters. Lockyer argues that humour is a complex social phenomenon, largely because of the ambiguities and controversies with which it is often, if not invariably, imbued. She suggests that complex objects of social scientific analysis like this require a variety of research tools to arrive at a comprehensive understanding.

A further example is provided by the investigation described in Research in focus 2.8 and 27.3.



Research in focus 27.3

Mixed methods research and foot and mouth disease

In Research in focus 2.8, a mixed methods study (Poortinga et al. 2004) that was carried out at the height of the foot and mouth disease (FMD) outbreak in the UK was introduced as an example of a study that implies that quantitative and qualitative research can be combined. It was introduced at that point to illustrate the possibility of a mixed methods investigation.

The main rationale for the use of mixed methods research was in terms of completeness, in that the authors argue that a more comprehensive picture would be generated. In addition, the survey allowed focus group participants to be purposively sampled. In terms of rationale, therefore, following the categories outlined in Thinking deeply 27.3, completeness and sampling are the main uses of their mixed methods research. In terms of practice, six uses of mixed methods research could be discerned:

1. *Illustration.* The authors write that the focus group data were 'used to illustrate findings from the questionnaire' (Poortinga et al. 2004: 61).
2. *Completeness.* They write that the focus groups 'provided valuable additional information, especially on the reasons, rationalizations and arguments behind people's understanding of the FMD issue'.
3. *Triangulation.* Focus group findings 'reinforce' questionnaire findings (for example, few worried about health impacts on people) and reveal concern about government policies in the handling of FMD rather than the disease itself. This implies that there was also an element of *enhancement*, as the qualitative findings augmented the quantitative ones by clarifying the nature of concern about the disease.
4. *Explanation.* The authors suggest that, in Bude, the high trust ratings of local sources of information and the low trust ratings of government 'may well be a judgement of where these sources are thought to stand in this debate. . . . the focus groups suggested that trust judgements might reflect the extent to which sources are believed to protect people and their interests' (Poortinga et al. 2004: 88).
5. *Sampling.* As previously noted, the survey allowed the focus group participants to be purposively sampled.
6. *Enhancement.* This occurs on several occasions in this article. See the section on 'Enhancement' below for more on this aspect.

Process

One of the contrasts suggested by Table 17.1 is that, whereas quantitative research tends to bring out a static picture of social life, qualitative research is more processual. The term 'static' can easily be viewed in a rather negative light. In fact, it is very valuable on many occasions to uncover regularities, and it is often the identification of such regularities that allows a processual analysis to proceed. A mixed methods research approach offers the prospect of being able to combine both elements. For example, both Lacey (1976) and Ball (1981) conducted ethnographic studies of schools, in which the chief purpose was to explore processes of selection and socialization. However, in addition both researchers employed socio-metric questionnaires to examine pupils'

friendship patterns. Such questionnaires ask respondents to indicate those people with whom they interact and the frequency of interaction. The use of these research instruments allowed the stability of pupils' friendship patterns to be explored. The study by Laub and Sampson in Research in focus 27.4 provides an illustration of the use of mixed methods research in terms of regularities and process.

A further illustration is a study by Holdsworth (2006) of university students' experiences of student life in terms of their residential status (whether living away from home or at home). For the quantitative data, undergraduates at four higher educational institutions around Greater Merseyside were contacted by email or by electronic bulletin board to complete a web-based



Research in focus 27.4

Mixed methods research in the study of juvenile delinquency

An extremely unusual instance of mixed methods research is provided by the study referred to in Research in focus 3.13. Although the main data generated by Glueck and Glueck for this longitudinal study of juvenile delinquents in the USA were quantitative, a great deal of qualitative data were also collected (for example, interviews with research participants and their families). For their secondary analysis of the quantitative data that Glueck and Glueck had compiled, Laub and Sampson (1998: 220) were concerned to uncover 'the main predictors of desistance from criminal careers over time'. They used the qualitative data to compile a life history analysis that, when merged with the quantitative findings, would 'provide a more complete portrait of criminal offending over the life course' (Laub and Sampson 1998: 221). With the life history analysis of the qualitative data, Laub and Sampson were concerned to explore changes over the life course and how environmental factors interacted with change over time for each person examined.

The results of the secondary quantitative analysis were used to identify suitable candidates for the in-depth analysis required by the life history study. For example, the quantitative data demonstrated that job stability predicted desistance from crime. Accordingly, they selected for the life history study: cases where there was a combination of high job stability and no arrest in adult life; cases where there was a combination of low job stability and arrest in adult life; and cases that were inconsistent with the pattern of job stability and desistance being related. The same was done for marital attachment, as the quantitative data showed that being married was associated with desistance. The authors write:

our qualitative analysis was consistent with the hypothesis that the major turning points in the life courses of men who refrained from crime and deviance in adulthood were stable employment and good marriages. At the same time, we found that persistence in criminal behavior in adulthood often was the result of a developmental process of 'cumulative disadvantage' in which the negative influences of structural disadvantages (e.g., dropping out of school, having a criminal record or a dishonorable discharge from the military) persist throughout adult development. (Laub and Sampson 2004: 86)

In this way, the qualitative data were able to extend and amplify the quantitative findings. The cases that were inconsistent with the general pattern were also able to enhance the explanation: for example, the qualitative data suggested that alcohol abuse could offset the positive impact of marital attachment or job stability on desistance.

As noted in Research in focus 3.13, Laub and Sampson followed up fifty-two of the original participants at the age of 70. One reason was that they felt that Glueck and Glueck had emphasized 'behavioral continuity' and, as a result, the qualitative data in particular were not suited to examining 'behavioral change in the lives of the participants' (Laub and Sampson 2004: 90). This is an interesting instance of the way in which the assumptions of researchers have an impact on the kinds of data that are collected. The researchers decided to conduct life history interviews with the fifty-two men for various reasons. Most notably, it would allow them to shed light on how involvement in and/or desistance from crime over time was related to their personal circumstances as well as to the wider social context. They elicited life history narratives for those who maintained an involvement in crime, those who desisted, and those who were in and out of criminal activity. The key contribution that these new qualitative data provided was the significance of turning points in their interviewees' lives:

Changes in crime were associated in the narratives with a number of themes, including aging, employment, marriage, military service, excessive drinking, and personal choice. Of all the themes we have investigated, marriage turned up again and again in the narratives as a turning point. One former delinquent stated, 'If I hadn't met my wife at the time I did, I'd probably be dead.' (Laub and Sampson 2004: 95)

The significance of marriage as a turning point prompted the researchers to return to their quantitative data and to examine its importance. Their reanalysis of the data confirmed the importance of turning points and of marriage in particular.

questionnaire. Ten per cent of eligible students (3,282) completed the questionnaire. Qualitative interviews were then carried out with a sample of students who had signalled in their questionnaire responses that they were prepared to be interviewed. Interviewees were purposively sampled on the basis of answers they had given concerning such issues as gender, their residential status, and whether they were paying fees. In addition, six focus groups were conducted with prospective year 13 students at local schools and colleges. Holdsworth's theoretical framework for analysing her data was strongly influenced by the work of Bourdieu and in particular his concept of 'habitus'. The quantitative findings point strongly to clear differences in the student experience between those living at home and those living away. A thematic analysis of the interviews was designed 'to explore how students' habitus facilitates the process of fitting in and how the experience of leaving home is part of that process' (Holdsworth 2006: 505). Thus, while the quantitative data provide insight into broad differences between students, the qualitative data are used to explore the processes that lie behind the differences in experience revealed by the e-survey findings.

Different research questions

The research referred to in Research in focus 27.2 is an example of a research project in which quantitative and qualitative research were used in order to be able to answer different research questions.

- Questions about coverage, such as: how much coverage is there of social science research? What gets covered? Where? (method 1).
- Questions about the production of media items, such as: what kinds of attributes do journalists look for when thinking about whether to write an item on social science research? (methods 5 and 7).
- Questions about social scientists' attitudes to the media reporting of research in general (method 2) and to the reporting of their own research (methods 3 and 4). In addition, the research addressed social scientists' practices with regard to media coverage. Method 4 was designed to allow the findings deriving from method 3 to be elaborated and more fully understood.
- Questions about reception, such as: how do readers/viewers interpret media reporting of social science research? (method 8).
- Questions about the communication environment, such as: what are the policies of universities, government departments, and funding bodies concerning the media reporting of research? (method 6).

This form of mixed methods research entails making decisions about which kinds of research question are best answered using a quantitative research method and which by a qualitative research method and about how best to interweave the different elements, especially since, as suggested in the context of the discussion about triangulation, the outcomes of mixtures of methods are not always predictable.

Similarly, in my investigation of mixed methods research which is referred to in Research in focus 27.1, I had in mind different research questions for each of the two components of that investigation. With the content analysis, I wanted to know about the kinds of mixed methods research that are carried out in terms of issues such as:

- What kinds of research methods are employed in mixed methods research?
- Does the amount of mixed methods research vary by discipline?
- What are the reasons given for conducting mixed methods research?

In the interviews, I wanted to glean the perspectives of mixed methods researchers concerning current practice and the contingencies that they faced in their own mixed methods investigations. As such, I was especially interested in questions such as:

- Do mixed methods researchers see the approach as generating distinctive problems that are separate from the quantitative and qualitative components?
- How did they feel about the state of mixed methods research?
- Did they experience problems of integrating the quantitative and the qualitative data?

Research in focus 27.5 provides a further example of the linking of different research questions with particular research methods.



Research in focus 27.5

Mixed methods research in a study of political advertising

Parmelee et al. (2007) drew on evidence that young voters had felt alienated from the political advertising of the US presidential candidates (George W. Bush and John Kerry) during the election campaign of 2004. Their overarching research question was to explain how and why the political advertising had failed to engage young adults. They formulate three sub-questions to tackle this issue:

- How does the interaction between audience-level and media-based framing contribute to college students' interpretations of the messages found in political advertising?
- To what extent do those interpretations match the framing found in the ads from the 2004 US presidential election?
- How can political ads be framed better to engage college students? (Parmelee et al. 2007: 187)

Media-based frames refer to the ways in which the mass media frame the perception and salience of issues in such situations; audience-based frames are the prior cognitive structures members of audiences bring to bear on their interpretation of media items. Focus groups were employed to examine the first and third research questions. There were four groups with 5, 6, 7, and 14 18–28-year-olds. A mixture of quantitative content analysis and focus groups was employed in relation to the second question. As the authors put it:

Qualitative focus groups of college students examined how young voters interpret the salience of political advertising to them, and a quantitative content analysis of more than 100 ads from the 2004 presidential race revealed why focus group participants felt so alienated by political advertising. (Parmelee et al. 2007: 184)

In this study, the research methods are very explicitly tied to the *different research questions*. The authors were able to *triangulate* the two sets of findings. They write that the content analysis data 'helped to confirm findings from the focus groups as well as explain why focus group participants felt so alienated by political advertising' (2007: 190). Both sets of data confirmed that the advertising had failed to address the needs of young adults (for example, by emphasizing issues like pensions) and tended to make negative remarks about opposition candidates, which the young people disliked. They also write that 'the qualitative and quantitative methods were integrated in a way so that each could shore up the weaknesses of the other, as well as provide confirmation and elaboration' (2007: 196). Here we see a suggestion of what is referred to in Thinking deeply 27.3 as *offset* but also elements of *triangulation* ('confirmation') and *enhancement* ('elaboration'). For example, the content analysis confirmed complaints from the focus groups regarding the negative tone of the advertising but at the same time some participants liked the negativity when it was laced with humour.

Explanation

One of the problems that frequently confronts quantitative researchers is how to explain relationships between variables. One strategy is to look for what is called an intervening variable, which is influenced by the independent variable but which in turn has an effect on the dependent variable. Thus, if we find a relationship between ethnicity and occupation, we might propose that education is one factor behind the relationship, implying:

ethnicity → education → occupation.

This sequence implies that the variable ethnicity has an impact on people's education (for example, how much education people of different ethnic groups tend to undergo), which in turn has implications for the kinds of jobs that people of different ethnic groups attain. An alternative approach might be to seek to explore the relationship further by carrying out a qualitative study.

An example is provided by research on HIV-related risk behaviour among drug injectors by Barnard and Frischer (1995). Data from structured interviews with 503 injectors in Glasgow revealed that 'females report significantly higher levels of needle sharing, sexual activity

and AIDS awareness than their male counterparts. Furthermore, women who are co-habiting with sexual partners who are themselves injectors are particularly likely to report high levels of risk behaviour and also AIDS awareness' (Barnard and Frischer 1995: 357). What are the factors that produced this pattern of relationships between gender, risk behaviour, and co-habitation? Semi-structured interviews with seventy-three injectors in Glasgow were also conducted. The authors suggest that the relationships between these variables 'can be explained by the tendency for women to be in sexual relationships with men who themselves inject and with whom they are unlikely to use condoms' (Barnard and Frischer 1995: 360). Once again, we see an instance of light being shed on relationships between variables derived from quantitative research by a related qualitative one.

In the research by Bickerstaff et al. (2008) on climate change and radioactive waste, the survey evidence suggested strongly that concerns about risk were far greater about radioactive waste than for climate change. The focus groups helped the researchers to explain this finding. The focus group participants tended to view climate change as something that would occur somewhere else and would not have an impact on their daily lives. Also, whereas 'climate change lacked a deeply affective cultural imagery' (Bickerstaff et al. 2008: 152), the focus group participants were able to draw on a rich stock of images concerning the nuclear industry in the UK that was to do with errors, the control of the technology, and possible problems of waste getting into the wrong hands.

Unexpected results

The outcomes of research are not always easy to anticipate. Although people sometimes cynically suggest that social scientists find what they want to find or that social scientists just convey the obvious, the capacity of the obvious to provide us with puzzling surprises should never be underestimated. When this occurs, employing a research method associated with the research strategy that was not used initially can be helpful. One context in which this might occur is when qualitative research is used as a salvage operation, when an anticipated set of results from a quantitative investigation fails to materialize (Weinholtz et al. 1995). Research in focus 27.6 provides an interesting illustration of this use of mixed methods research.

A somewhat different form of this category of mixed methods research occurs when researchers are interested in generating data that will allow them to address a specific research question or hypothesis but at the same time want to leave open the possibility of coming

up with unanticipated findings. Usually, the quantitative research methods are deployed to address a specific hypothesis, while the usually more open-ended qualitative methods are designed to allow novel, unexpected findings to emerge. In the cross-cultural study described in Research in focus 27.7, the authors were concerned to address the hypothesis that 'parents structure and participate in activities with their children in ways that resonate with their cultural beliefs' (Harkness et al. 2006: 68). While both the quantitative and the qualitative research methods were seen as relevant to this hypothesis, the qualitative component threw up some unexpected findings. One of these was a cultural practice that had not been documented previously. The authors call this 'Swedish parent-child co-sleeping'. The researchers noted through interviews and informal home visits that, among Swedish families, children were spending a large amount of their night-times sleeping in their parents' bedrooms. This finding prompted the researchers to ask specific questions about this practice in later interviews, and questionnaires were devised to glean further details. The authors write: 'Close analysis of the Swedish co-sleeping findings, using both qualitative and quantitative methods, provided a new way to access Swedish cultural models of the child and the family, particularly in relation to cultural ideas about gender and equality' (Harkness et al. 2006: 75). Also, the finding encouraged the researchers in the other countries to ask explicit questions about children and night-time behaviour.

This category of mixed methods research is more or less impossible to plan for. It essentially provides the quantitative researcher with an alternative either to reconstruct a hypothesis or to file the results away (and probably never to look at them again) when findings are inconsistent with a hypothesis. It is probably not an option in all cases in which a hypothesis is not confirmed. There may also be instances in which a quantitative study could shed light on puzzling findings drawn from a qualitative investigation.

Instrument development

The in-depth knowledge of social contexts acquired through qualitative research can be used to inform the design of survey questions for structured interviewing and self-completion questionnaires. Pope and Mays (1995) point out that semi-structured interviewing took place before a British national survey on sexual attitudes and lifestyles (Wellings et al. 1994), so that the most appropriate sexual terms to be used in the survey questions could be decided. The interviews revealed considerable misunderstanding about many terms. Laurie and



Research in focus 27.6

Using mixed methods research to solve a puzzle: the case of displayed emotions in convenience stores

An example of combining quantitative and qualitative research to solve a puzzle is Sutton and Rafaeli's (1988) study of the display of emotions in organizations. Following a traditional quantitative research strategy, based on their examination of studies like Hochschild (1983), Sutton and Rafaeli formulated a hypothesis suggesting a positive relationship between the display of positive emotions to retail shoppers (smiling, friendly greeting, eye contact) and the level of retail sales. In other words, we would expect that, when retail staff are friendly and give time to shoppers, sales will be better than when they fail to do so. Sutton and Rafaeli had access to data that allowed this hypothesis to be tested. The data derived from a study of 576 convenience stores in a national retail chain in the USA. Structured observation of retail workers provided the data on the display of positive emotions, and sales data provided information for the other variable. The hypothesis implied that there would be a positive relationship—that is, stores in which there was a more pronounced display of positive emotions would report superior sales. When the data were analysed, a relationship was confirmed, but it was found to be negative; that is, stores in which retail workers were *less* inclined to smile, be friendly, and so on tended to have better sales than those in which such emotions were in evidence. This was the reverse of what the authors had anticipated that they would uncover. Sutton and Rafaeli (1992: 124) considered restating their hypothesis to make it seem that they had found what they had expected, but fortunately resisted the temptation! Instead, they conducted a qualitative investigation of four case study stores to help understand what was happening. This involved a number of methods: unstructured observation of interactions between staff and customers; semi-structured interviews with store managers; brief periods of participant observation; casual conversations with store managers, supervisors, executives, and others; and data gathered through posing as a customer in stores. The stores were chosen in terms of two criteria: high or low sales and whether staff typically displayed positive emotions. The qualitative investigation suggested that the relationship between the display of positive emotions and sales *was* negative, but that sales were likely to be a cause rather than a consequence of the display of emotions. This pattern occurred because, in stores with high levels of sales, staff were under greater pressure and encountered longer queues at checkouts. Staff therefore had less time and inclination for the pleasantries associated with the display of positive emotions. The quantitative data were then reanalysed with this alternative interpretation in mind and it was supported.

Thus, instead of the causal sequence being

Display of positive emotions → Retail sales

it was

Retail sales → Display of positive emotions

This exercise also highlights the main difficulty associated with inferring causal direction from a cross-sectional research design.

Sullivan (1991) report that, before the first wave of data collection for the British Household Panel Survey (BHPS; see Research in focus 3.10), qualitative research was conducted through 'depth interviews' and 'group discussions'. One of the main purposes of this phase was 'to clarify terminologies and concepts about intra-household

allocative processes in order to aid in the development of questions for the panel questionnaire' (Laurie and Sullivan 1991: 114). Walklate (2000) explains that, for her research on fear of crime and safety issues in two areas with high rates of crime, a survey using traditional questions about victimization was used. However, the

questions were amended to reflect the local context following six months of gaining a detailed knowledge of the area through interviews, ethnography, and examination of local newspapers. Livingstone (2006) reports that the findings deriving from focus groups with children concerning their use of the Internet (see Table 21.1) were used to inform the content of questions concerning online privacy in a subsequent questionnaire survey. The

Cultural Capital and Social Exclusion (CCSE) researchers report that their questionnaire was ‘informed by the evidence of cultural tastes and practices derived from a prior discussion of 25 focus groups’ (Silva et al. 2009: 302; see also Table 21.1). An example of the use of mixed methods research in the context of instrument development in a cross-cultural study can be found in Research in focus 27.7.



Research in focus 27.7

Mixed methods research in a cross-cultural investigation

Harkness et al. (2006) provide an interesting example of mixed methods research in relation to a seven-nation investigation of research into cultural context of children’s development in home and school and transition from home to school. The seven nations were: Australia, Italy, the Netherlands, Poland, Spain, Sweden, and the USA.

Sixty families per nation were recruited, with the target children stratified in age groups up to age 8. Data were gleaned from parents through semi-structured interviews and week-long diaries dealing with their child’s activities. These provided the qualitative component of the study. Parents also completed several questionnaires to do with areas such as: sources of advice and support; child’s temperament; child’s first contact with school; and child’s qualities related to school success.

The combination of quantitative and qualitative research served several purposes for the researchers. It provided the opportunity to use a *triangulation* approach, whereby they were able to test their central hypothesis that ‘parents structure and participate in activities with their children that resonate with their cultural beliefs’ through both quantitative and qualitative findings (Harkness et al. 2006: 68). Another key contribution of their mixed methods approach was that the qualitative findings informed the *instrument development* by developing measures in the questionnaires, so that these ‘would be reliable and valid for the various cultural sites’ (Harkness et al. 2006: 69).

Sampling

One of the chief ways in which quantitative research can prepare the ground for qualitative research is through the selection of people to be interviewed. This can occur in several ways. In the case of the research on the reporting of social science research in the British mass media (see Research in focus 27.2), a content analysis of media content (method 1) was used as a source of data in its own right. However, it also served as a means of identifying journalists who had reported relevant research (method 5). In addition, replies to questions in the general survey of social scientists (method 2) were used to help identify two groups of social scientists—those with particularly high and those with low levels of media

coverage of their research—who would then be interviewed with a semi-structured approach (method 4).

Another example is a study of mental well-being among members of a multinational IT company in England by Thøgersen-Ntoumani and Fox (2005). The authors sent email invitations to all members of the company to complete a questionnaire on the Web (see Chapter 28 for the use of Web-based survey research). A 33 per cent response rate was achieved. At the end of the questionnaire, respondents were asked whether they were prepared to be interviewed. The questionnaire comprised various measures, such as a Satisfaction with Life Scale, an assessment of physical activity, and the Brayfield–Rothe job satisfaction scale, which allowed

respondents to be classified in terms of their being at risk or in need in terms of their mental well-being. An analysis of the questionnaire data resulted in four categories of employee being generated: self-assured; exercising happy; unhappy; and physically unhappy. Individuals were then selected to be interviewed using a semi-structured guide on the basis of their membership of the four categories of employee generated from the analysis of the survey data, although gender and age were also considered in the selection of who should be interviewed. In the case of both these studies, quantitative data generated from a survey were used as criteria for the sampling of individuals to be interviewed by semi-structured interview. The surveys provided the data for generic purposive sampling of the interviewees.

Jamieson (2000) reports that for a study of offending she administered a self-completion questionnaire to a sample of young men in which they reported criminal offences. On the basis of their replies, equal numbers of young men were interviewed using a qualitative interview in each of three categories: those who did not offend; those who had offended but not recently; and persistent offenders. A similar use of mixed methods research can be seen in the example in Research in focus 27.3. Laub and Sampson (1998) in the study described in Research in focus 27.4 used quantitative data on criminal activity as a means of selecting people for further study. Similarly, the CCSE researchers purposively sampled individuals for the qualitative interview phase of the research on the basis of their replies to questionnaires (see the section on 'Generic purposive sampling in a mixed methods context' in Chapter 18).

Credibility

When credibility is the rationale for mixed methods research, the emphasis tends to be upon the symbolic virtues of the approach in terms of its capacity to bestow legitimacy on the research and its outputs. Milkman (1997: 192), for example, has suggested in the context of her research on a General Motors factory that the promise that she 'would produce "hard", quantitative data through survey research was what secured [her] access', even though she had no experience in this method. Milkman's predilection was towards a qualitative approach, relying mainly on semi-structured interviews with a variety of individuals and stakeholders in the factory, but she clearly felt including a quantitative component, in this case a survey, would secure the access she needed.

In this example, the researcher is using mixed methods research to gain credibility in the eyes of the organization

in which she wanted to conduct her fieldwork. Sometimes mixed methods research is conducted because it is believed to have greater credibility among audiences. These may be audiences of different kinds, such as: supervisors; dissertation examiners; research funding agencies; policy-makers; and potential readers. For example, Rocheleau (1995) included a questionnaire in conjunction with a qualitative study in the field of political ecology because she and her research team felt that the survey data would be more familiar and acceptable to policy-makers. She admits that the inclusion of the questionnaire in the research was 'cynical', as she puts it, because in fact she and her team felt that the qualitative data would be far more insightful. Similarly, when I conducted interviews with mixed methods researchers, some of my interviewees confessed that they sometimes used mixed methods research because they felt it would be more likely to get funded (Bryman 2007b). For example, one interviewee said:

And also . . . and I don't know how true this is, but I think there's been a general perception . . . that the ESRC had . . . undergone quite a quantitative turn and that there was a concern about the lack of quantitative research [a] concern about lack of quantitative skills and that they particularly kind of favoured projects that used mixed methods or had a strong quantitative component. And so, I tend to use them because strategically I think it's a good idea.

In other words, in the view of this interviewee, mixed methods research was more likely to be funded because it was perceived as having greater credibility among those responsible for funding social science research.

Context

The typical circumstance for this approach to mixing methods was for a qualitative study to provide the context for understanding broad-brush quantitative findings. An example is provided by research reported by Phillipson et al. (1999). The research was concerned with older people's experiences of community life in three English urban areas: Bethnal Green, Wolverhampton, and Woodford. Each of these areas had been the focus of earlier research on this general topic in the 1940s or 1950s. As such, this comparative case study research permitted a longitudinal element by allowing comparisons to be drawn with previous findings. A questionnaire survey of around 200 older people in each of these three locations was conducted and was designed to explore the

extent of change since the earlier studies and such issues as experiences of assistance from neighbours. Qualitative interviews were conducted with sixty-two older people who had participated in the survey. In the qualitative interviews, questions were asked partly to allow contrasts with the earlier investigations but also in order to 'provide a context for the information about social networks gleaned from the survey' (Phillipson et al. 1999: 723). For example, at one point the authors present some statistical findings concerning whether people could find something they liked about their area. Most (79 per cent) could find something they liked, but this varied quite a lot, with Woodford residents being more likely than Bethnal Green ones to be able to mention a feature they liked. However, the qualitative interviews provided insights into what it was about the areas that people liked. For example, having a community feeling was viewed positively, with one elderly woman in Woodford saying: 'More like a village. Everybody knows everyone else. It is very friendly' (Phillipson et al. 1999: 723). The authors note that Bethnal Green residents were especially likely to mention having roots in an area as being of particular significance, as when one woman said: 'It's my home, my roots are here now. It's what I'm used to . . . living here and working here for so many years' (Phillipson et al. 1999: 724). In this example, the qualitative findings allow the quantitative data to be contextualized. We understand the statistical data better because we have an appreciation of the nature of the areas in which the surveys were conducted and the motives and preferences of their members.

Illustration

Sometimes, mixed methods researchers find it useful to employ little vignettes from their qualitative findings to illustrate some of their quantitative findings. The latter can often seem remote and cold, while some rich interview material can be employed to put some flesh on the bare bones of statistical data. An example of the use of mixed methods research in this way can be discerned from the CCSE research referred to in Research in focus 2.9 and above. The researchers used the survey data to establish dimensions on which respondents differed in terms of their cultural activities and taste. Sometimes, they employ passages from their interview transcripts to illustrate positions in relation to the dimensions. For example, the researchers found that, of all the areas of cultural tastes, visual art differentiates people more than any other. The authors use the case of Margaret, who has a moderate engagement with visual art and for whom it is merely decorative around the house.

Margaret . . . if I put that boat picture up there like that wouldn't do anything for my kitchen . . . I'm sort of trying to get things that would suit my kitchen you know and that does . . . you know, you have . . . It took me about three or four days to get those pictures for in here [pointing to framed pictures of flowers on the wall]. Do you know what I mean; I just didn't go out and get the first thing that I saw.

In this passage, 'that boat picture' is a painting by J. M. W. Turner—*The Fighting Temeraire Tugged to her Last Berth to be Broken Up* (1838)—which interviewees were asked to discuss. A rather different position in relation to visual art is revealed by Cynthia, who has close connections with the art world:

Cynthia A great friend who was in the art world . . . she was a 19th century expert and through her, I got to like [name] . . . and we've got one picture of his and that has gone up mad in value as you can imagine, wonderful. . . . But the ones I really like, Turner . . . he was actually a friend of my father's and I was taken to see his studios and things like that and I've got quite a lot of not original [inaudible] tiny little thing when he scribbled something to my father, but that's about all.

It is striking that Cynthia is a great deal more confident discussing art as well as knowledgeable about the art world and some of its key players. She and Margaret represent different positions in relation to this differentiating aspect of cultural taste. Illustration was also a feature of the research reported in Research in focus 27.3.

Utility

For some writers and researchers, mixed methods research is preferred because it is felt that it is more likely to generate findings that will have utility. This is more likely to be a concern among researchers in fields with a strong disposition towards findings having practical benefits. For example, one of my interviewees said of mixed methods research: 'The main reason I use it and the main reason I will probably always put it on grant applications is because of the issues around needing to . . . generate data that's . . . suitable for policy-makers.' This interviewee went on to add: 'I think by doing both

methods, it enables you . . . to speak to kind of policy audiences and to speak to academic audiences.’ By way of further illustration of utility as a rationale for mixed methods research, Pernice (1996) conducted both quantitative and qualitative research on unemployed people in New Zealand. She found that the questionnaire data revealed that most members of the sample wanted a job. However, qualitative data gleaned from interviews revealed a more complex set of attitudes with regard to intentions towards employment. Many spoke about alternatives to paid employment that they were considering and also revealed in interviews a more nuanced set of attitudes towards employment than was being (or could be) revealed through the questionnaires. Pernice (1996: 348) argues that not only was her understanding of unemployment enhanced through mixed methods research, but also, ‘if only quantitative approaches are taken, our understanding of unemployment will not be deep enough to formulate effective solutions’.

Confirm and discover

The most common form of this rationale for mixed methods research is that the inferences that are derived from a qualitative study are then subsequently tested with quantitative research. An example is a study by Tripp et al. (2002) of revenge in the workplace. Initially, eighty-eight working MBA students in the USA were asked to give an account of two incidents in which the student or someone else had sought to gain revenge against another person. The revenge episodes were examined to establish the activities involved in taking revenge. The overriding finding was that there should be symmetry between the initial episode and the revenge. This symmetry has two elements: symmetry of consequences—the revenge should do the same amount of harm as the original wrongdoing; and symmetry of method—the way in which revenge is exacted should resemble that involved in the initial harm that was done. Drawing on this distinction, the researchers conducted a second study, using an experimental design, to test their prediction, which emerged out of the qualitative study, that ‘the symmetry of consequences will influence individual judgments of revenge [and] symmetry of method should shape individual judgments about revenge’ (Tripp et al. 2002: 972–3). In fact, the experiment did not entirely support these expectations. When revenge is symmetric in terms of consequences, the experiment showed that the vengeful act is viewed more positively. This was in line with the researchers’ expectations. However, symmetry of method operated in a manner contrary to their expectations:

vengeful acts were viewed *more* harshly when they were symmetric with the original harmful act.

Diversity of views

Sometimes, researchers want to gather two kinds of data: qualitative data that will allow them to gain access to the perspectives of the people they are studying; and quantitative data that will allow them to explore specific issues in which they are interested. When this occurs, they are seeking to explore an area in both ways, so that they can both adopt an unstructured approach to data collection in which participants’ meanings are the focus of attention and investigate a specific set of issues through the more structured approach of quantitative research. An example of this is Milkman’s (1997) study of a General Motors car manufacturing plant in the USA.

She was interested in the nature of the labour process in the late twentieth century and whether new factory conditions were markedly different for car production workers from the negative portrayals of such work in the 1950s and early 1960s (e.g. Blauner 1964). As such, she was interested in the meaning of industrial work. She employed semi-structured interviews and focus groups with car production workers to elicit data relevant to this aspect of her study. However, in addition she had some specific interests in a ‘buyout’ plan that the company’s management introduced in the mid-1980s after it had initiated a variety of changes to work practices. The plan gave workers the opportunity to give up their jobs for a substantial cash payment. In 1988 Milkman carried out a questionnaire survey of workers who had taken up the company’s buyout offer. These workers were surveyed again the following year and in 1991. The reason for the surveys was that Milkman had some very specific interests in the buyout scheme, such as the reasons for workers taking the buyout, how they had fared since leaving General Motors, how they felt about their current employment, and differences between social groups (in particular, different ethnic groups) in current earnings relative to those at General Motors.

A further example is the research on school size differences that was referred to in Research in focus 12.1. One of the aims of this study was the exploration of the relationships between class size and various aspects of classrooms. As noted in Research in focus 12.1 and elsewhere in Chapter 12, Blatchford and his colleagues collected quantitative data, drawing on structured observation of classrooms and questionnaires. The data that were generated reflected the preoccupations of the research team. However, Blatchford (2005) reports that they also wanted to capture teachers’ experiences and to

that end conducted semi-structured interviews and conducted detailed case studies of particular classes. Further, the various qualitative findings relating to the differences between large and small classes influenced later questionnaires that were developed (a case of 'instrument development').

Enhancement

In the Poortinga et al. (2004) article on the foot and mouth disease (FMD) crisis (see Research in focus 2.8 and 27.3), enhancement occurs on several occasions. For example, as noted above in the section on triangulation, at one point the authors note that their focus group data regarding the perceived causes of the outbreak were more or less the same as the causes identified in their questionnaire survey but they also qualified this assertion. Another example is when they note another correspondence between their quantitative and their qualitative data: 'The findings of the focus groups reinforce those of the questionnaire regarding general concern' (Poortinga et al. 2004: 78). However, they then go on to note that the picture from the focus groups is slightly more complex than if one relies on the survey data alone, and they quote a focus group participant to exemplify this point:

In terms of health impacts, people were worried that rotting carcasses of culled animals, which in some cases were not put onto a funeral pyre immediately, would

spread various diseases, and also because of toxins being emitted from the fires. That is, people were more concerned about health risks arising from *government policy measures and handling of FMD* than about the *disease itself*.

I think a lot of people are genuinely concerned about the fires, the toxins coming out in the fires, that became quite an issue. And that is one of those things that we probably won't know if there is any kind of come back on it, we probably won't know for a few years and that is quite a concern. (Norwich, Male) (Poortinga et al. 2004: 78)

In the study by Bickerstaffe et al. (2008) referred to above, the survey evidence suggested that the causes of climate change (car use, energy use, and so on) were more likely to be seen as beneficial to respondents themselves and to society than causes of radioactive waste (for example, nuclear power production). The focus group data elaborated the causal inferences that were being made in the surveys. For example, when talking about energy-consuming facets of modern life such as transport and heating, focus group participants tended to emphasize the benefits rather than the risks. The adverse effects of these on the environment were regarded as unavoidable features of modernity. Research in focus 27.8 provides another example of enhancement.



Research in focus 27.8

Combining survey research and qualitative interviewing in a study of managers

Wajcman and Martin (2002) conducted survey research using a questionnaire on male and female managers (470 in total) in 6 Australian companies. The authors were interested in career orientations and attitudes. They also conducted semi-structured interviews with 136 managers from the six companies. The survey evidence showed that male and female managers were generally more similar than different in terms of most variables. Thus, contrary to what many people might have anticipated, women's career experiences and orientations were *not* distinctive. They then examined the qualitative interviews in terms of narratives of identity. Wajcman and Martin found that both male and female managers depicted their careers in 'market' terms (as needing to respond to the requirements of the managerial labour market to develop their skills, experience, and hence career). *But*, whereas, for men, narratives of career meshed seamlessly with narratives of domestic life, for women there was a disjuncture. Female managers found it much harder to reconcile managerial identities with domestic ones. They needed to opt for one. Thus, choices about career and family are still gendered. This research shows how a mixed methods research approach was able to reveal much more than could have been gleaned through one approach alone by collecting evidence on both career patterns and expectations and identities using research methods suited to each issue area.



Reflections on mixed methods research

There can be little doubt that mixed methods research is becoming far more common than when I first started writing about it (Bryman 1988a). Two particularly significant factors in prompting this development are:

1. a growing preparedness to think of research methods as techniques of data collection or analysis that are not as encumbered by epistemological and ontological baggage as is sometimes supposed, and
2. a softening in the attitude towards quantitative research among feminist researchers, who had previously been highly resistant to its use (see Chapter 17 for a discussion of this point).

Other factors are doubtlessly relevant, but these two developments do seem especially significant. However, it is important to realize that mixed methods research is not intrinsically superior to mono-method or mono-strategy research. It is tempting to think that mixed methods research is more or less inevitably superior to research that relies on a single method on the grounds that more and more varied findings are inevitably ‘a good thing’. Indeed, social scientists sometimes display such a view (Bryman 2006b).

However, several points must be borne in mind. These reflections are influenced by recent writings concerned with indicators of quality in mixed methods research (e.g. Bryman et al. 2008; O’Cathain et al. 2008).

1. Mixed methods research, like mono-method research, must be competently designed and conducted. Poorly conducted research will yield suspect findings, no matter how many methods are employed.
2. Just like mono-method or mono-strategy research, mixed methods research must be appropriate to the research questions or research area with which you are concerned. There is no point collecting more data simply on the basis that ‘more is better’. Mixed methods research has to be dovetailed to research questions, just as all research methods must be. It is, after all, likely to consume considerably more time and financial resources than research relying on just one method.
3. It is best to be explicit about why you have conducted mixed methods research. Providing a rationale for its use gives the reader a better sense of the relationship between the research questions and the research

methods and also what the use of two or more methods was meant to achieve in terms of the overall project.

4. Try not to think of mixed methods research as made up of separate components. It is best to consider how the quantitative and qualitative components are related to each other from the outset. There is a feeling among many writers with an interest in such research that many so-called mixed methods projects are not really mixed at all because the researchers do not adequately integrate their quantitative and qualitative findings. This is particularly evident when researchers present and discuss their quantitative and qualitative findings separately rather than bringing the evidence together. We will return to this issue in Chapter 29.
5. Make sure that you provide a sufficiently detailed account of all the methodological details of the research for both the quantitative and the qualitative components. Sometimes researchers provide more detail concerning one element or give only a surface treatment of both. So, make sure that information about sampling, design and administration of research instruments, analysis of the data, and the like are provided for both components.
6. Any research project has limited resources. Employing mixed methods research may dilute the research effort in any area, since resources would need to be spread.
7. By no means all researchers have the skills and training to carry out both quantitative and qualitative research, so that their ‘trained incapacities’ may act as a barrier to integration (Reiss 1968: 351). However, there is a growing recognition of the potential of mixed methods research, so that this point probably carries less weight than it did when Reiss was writing.

In other words, mixed methods research should not be considered as an approach that is universally applicable or as a panacea. It *may* provide a better understanding of a phenomenon than if just one method had been used. It may also frequently enhance our confidence in our own or others’ findings—for example, when a triangulation exercise has been conducted. It may even serve a tactical purpose of enhancing the credibility of an application for

research funding or a publication, especially when it is borne in mind that some writers believe that mixed methods research has become methodologically fashionable (Sandelowski 2003). However, as I have tried to

suggest with these final reflections, mixed methods research is subject to the same (or at least very similar) considerations and constraints as any research method or design.



Thinking deeply 27.4

Are the paradigm wars over?

The period during which many commentators viewed quantitative and qualitative research as based on incompatible assumptions is often referred to as the 'paradigm wars' (Hammersley 1992c; Oakley 1999) or the 'paradigm debate' (Creswell and Plano Clark 2011). The growing popularity of mixed methods research would seem to signal the end of the paradigm wars, as it is sometimes represented as having given way to pragmatism. Many of the contributors to Tashakkori and Teddlie's (2003, 2010) *Handbook* appear to be committed to a pragmatist position. However, there are signs that the paradigm wars have not entirely disappeared but have resurfaced in slightly different ways (Bryman 2008). One of these is the growing predilection for systematic reviews of the literature, particularly in areas of the social sciences with a strong applied focus (see Key concept 5.1 and Research in focus 5.1 and the discussion in Chapter 5 of this approach to reviewing the literature). Several writers have noted that the proponents of systematic review advocate its use in terms of principles that are very much associated with quantitative research and its positivist foundations. They tend to attribute to it qualities such as reliability, replicability, transparency of procedures, and greater comprehensiveness, and suggest that it is more objective (Hammersley 2001; MacLure 2005). These attributes have strong affinities with quantitative research. In contrast, the critics of systematic review tend to emphasize what systematic review does *not* do and what traditional narrative reviews are capable of achieving. The critics of systematic review highlight features of systematic review that are associated with qualitative research and its interpretivist foundations. They tend to emphasize the significance of interpretation in narrative literature reviews and the importance of understanding and locating findings within the entire study of which the findings are a part. They also suggest that systematic review neglects intertextuality—the links between studies and their findings—whereas it is standard practice in a literature review to explore such links. The key point to register at this point is that this debate has several of the hallmarks of the paradigm arguments.



Checklist

Issues to consider when planning, conducting, and writing up mixed methods research

- Have you made sure you have all the necessary skills in advance for undertaking all the components of a mixed methods project?
- Have you planned the project as a mixed methods one and not as a project with separate components?
- Have you built integration of the quantitative and qualitative elements into your plans from the outset?
- Are you clear in your own mind about why you are doing a mixed methods study? (Do not assume doing mixed methods research is inherently superior.)

- When writing up the research, have you made clear your rationale(s) for doing a mixed methods study?
- Have you shown clearly how the research methods you intend to use (if a proposal) or employ (when writing up) relate to your research questions?
- Have you integrated your quantitative and qualitative findings? Have you shown how they are mutually informative and not treated them as separate?
- Have you demonstrated what is gained by doing mixed methods research?
- Have you provided details about how you conducted the quantitative and qualitative components (sampling, instrument design and implementation, analysis, etc.)?



Key points

- While there has been a growth in the amount of mixed methods research, not all writers support its use.
- Objections to mixed methods research tend to be the result of a view that there are epistemological and ontological impediments to the combination of quantitative and qualitative research.
- There are several different ways of combining quantitative and qualitative research and of representing mixed methods research.
- The outcomes of combining quantitative and qualitative research can be planned or unplanned.
- Mixed methods research is not necessarily superior to mono-method research.



Questions for review

- What is mixed methods research?

The argument against mixed methods research

- What are the main elements of the embedded methods and paradigm arguments in terms of their implications for the possibility of mixed methods research?

Two versions of the debate about quantitative and qualitative research

- What are the main elements of the technical and epistemological versions of the debate about quantitative and qualitative research? What are the implications of these two versions of the debate for mixed methods research?

Approaches to mixed methods research

- What is the significance of priority and sequence as ways of classifying mixed methods research?
- What are the chief ways in which quantitative and qualitative research have been combined?
- Why might it be useful to distinguish between them?
- What is the logic of triangulation?
- Traditionally, qualitative research has been depicted as having a preparatory role in relation to quantitative research. To what extent do the different forms of mixed methods research reflect this view?

Reflections on mixed methods research

- Why has mixed methods research become more prominent?
 - Is mixed methods research necessarily superior to mono-method research?
 - To what extent does the rise of mixed methods research suggest that the paradigm wars are over?
-

**Online Resource Centre**

www.oxfordtextbooks.co.uk/orc/brymansrm4e/

Visit the Online Resource Centre that accompanies this book to enrich your understanding of mixed methods research. Consult web links, test yourself using multiple choice questions, and gain further guidance and inspiration from the Student Researcher's Toolkit.

.....

28

E-research: Internet research methods

Chapter outline

Introduction	654
The Internet as object of analysis	654
Using the Internet to collect data from individuals	658
Online ethnography	659
Qualitative research using online focus groups	663
Qualitative research using online personal interviews	668
Online social surveys	670
Email surveys	670
Web surveys	671
Mixing modes of survey administration	672
Sampling issues	673
Overview	679
Ethical considerations in Internet research	679
The state of e-research	681
<i>Key points</i>	681
<i>Questions for review</i>	681





Chapter guide

This chapter is concerned with the ways in which the Internet can be used in research. Most readers will be familiar with using the Internet as a means of searching for material on companies or on topics for essays and various other uses. It can be very valuable for such purposes, but this kind of activity is not the focus of this chapter. Instead, we are concerned with the ways in which Internet websites can be used as objects of analysis in their own right and with the ways that the Internet can be used as a means of collecting data, much like the post and the telephone.

Introduction

There can be little doubting that the Internet and online communication have proliferated since the early 1990s and indeed since the publication of the first edition of this book in 2003. For the UK, it has been estimated that internet usage between 2000 and 2009 increased by 203 per cent (www.internetworldstats.com/stats4.htm#europe (accessed 31 March 2010)), while the Office for National Statistics has estimated that in 2009 70 per cent of households had access to the Internet (www.statistics.gov.uk/cci/nugget.asp?ID=88 (accessed 31 March 2010)). It would be surprising if this boom did not have implications for the practice of social research, and, as we will show, researchers have been quick to take advantage of the many research possibilities offered by the Internet.

The ongoing and burgeoning nature of the Internet and online communication makes it difficult to characterize this field and its impact on social research and its conduct in any straightforward and simple way. In this chapter, I will be concerned with the following areas of e-research:

1. World Wide Web sites or pages as objects of analysis;
2. using the World Wide Web or online communications as a means of collecting data from individuals and organizations.

In addition, I will address some of the broader implications and ramifications of the Internet for conducting social research.

While the choice of these two areas of online research and their classification is rather arbitrary and tend to shade into each other somewhat, they provide the basis for a reasonably comprehensive overview in the face of a highly fluid field. This chapter does not consider the use of the Internet as an information resource or as a means of finding references. Some suggestions about the latter can be found in Chapter 5. The Internet is a vast information resource and has too many possible forms to be covered in a single chapter. Moreover, I advise caution about the use of such materials; while the Internet is a cornucopia of data and advice, it also contains a great deal of misleading and downright incorrect information. Healthy scepticism should guide your searches.



The Internet as object of analysis

Websites and web pages are potential sources of data in their own right and can be regarded as potential material for both quantitative and qualitative content analysis of the kind discussed in Chapters 13 and 23. Indeed, in the latter chapter, there is a section on 'Virtual documents' that draws attention to websites as a form of document

amenable to analysis. Sillince and Brown (2009), for example, examined the Internet websites of all English and Welsh police constabularies October 2005–March 2006. The websites were analysed to explore how the constabularies' organizational identities as displayed in the websites were rhetorically constructed. Through

a rhetorical analysis of such documents, Sillince and Brown (2009) show that organizational identity was rhetorically constructed through core themes:

1. the constabulary as effective or ineffective;
2. the constabulary as part of the community or as apart from the community;
3. the constabulary as progressive or not progressive.

Within each of these three organizational identity constructions Sillince and Brown identified distinctive rhetorical manoeuvres. Thus, with the last of the three themes, the identification of the constabulary as progressive or not progressive was often placed within a wider narrative of improvement, particularly from being not progressive to progressive. Of particular theoretical significance is the investigation's finding on the basis of the analysis that organizational identity is not unitary but is often conflicting and ambiguous and is designed to support claims to legitimacy for both internal and external audiences.

However, there are clearly difficulties with using websites as sources of data in this way. Four issues were mentioned in Chapter 23. In addition to the issues raised there, the following additional observations are worth considering:

- You will need to find the websites relating to your research questions. This is likely to mean trawling the Web using a search engine such as Google. However, any search engine provides access to only a portion of the Web. Dorsey, Steeves, and Porras (2004) used several search engines to find websites that promote ecologically sensitive tourism, and even then there is evidence that the combined use of several search engines will allow access to only just under a half of the total population of websites (Ho et al. 2002). While this means that the use of several search engines is highly desirable when seeking out appropriate websites, it has to be recognized that not only will they allow access to just a portion of the available websites but also they may be a biased sample.
- Related to this point, seeking out websites on a topic can only be as good as the keywords that are employed in the search process. The researcher has to be very patient to try as many relevant keywords as possible (and combinations of them—known as Boolean searches) and may be advised to ask other people (librarians, supervisors, and so on) whether the most appropriate ones are being used.
- New websites are continually appearing and others disappearing. Researchers basing their investigations on websites need to recognize that their analyses may be based on websites that no longer exist and that new ones may have appeared since data collection was terminated.
- Websites are also continually changing, so that an analysis may be based upon at least some websites that have been quite considerably updated. Thus, while the constabularies in Sillince and Brown's (2009) investigation still have websites, the specific content of those websites that were used in their study is no longer available and is likely to be significantly different from the content that can be obtained currently.
- The analysis of websites and web pages is a new field that is very much in flux. New approaches are being developed at a rapid rate. Some draw on ways of interpreting documents that were covered in Chapters 22 and 23, such as discourse analysis and qualitative content analysis. Others have been developed specifically in relation to the Web, such as the examination of hyperlinks between websites and their significance (Schneider and Foot 2004).

It was noted in Chapters 19 and 23 that there has been a growing interest in visual materials. The use of images in websites is also potentially interesting. Crook and Light (2002) analysed the photographs in ten university prospectuses. The authors note that the images that accompany departmental entries often include photographs of students apparently studying but that they are rarely shown in the archetypal formal contexts of university learning, such as lectures or private study. Instead, they are usually shown in 'social' forms of learning, where they are also active, engaged, and frequently out of doors. The authors argue that these less typical learning contexts are chosen because of their capacity to connect with familiar routines for many applicants.

Most researchers who use documents as the basis for their work have to confront the issue that it is difficult to determine the universe or population from which they are sampling. Therefore, the problems identified here and in Chapter 23 are not unique to websites. However, the rapid growth and speed of change in the Web accentuate these kinds of problems for social researchers, who are likely to feel that the experience is like trying to hit a target that not only continually moves but is in a constant state of metamorphosis. The crucial issue is to be sensitive to the limitations of the use of websites as material that can be analysed, as well as to the opportunities they offer.



Research in focus 28.1

Conducting a content analysis of websites

The reporting of organizations' environmental performance has become increasingly significant as concerns about our ecology and environment have grown. Jose and Lee (2007: 309) conducted a content analysis of the websites of the world's 200 largest corporations to examine the

content of corporate environmental disclosures with respect to the following seven areas: environmental planning considerations, top management support to the institutionalization of environmental concerns, environmental structures and organizing specifics, environmental leadership activities, environmental control, external validations of certifications of environmental programs, and forms of corporate disclosures.

In fact, only 140 companies' websites could be analysed mainly due to the absence of relevant statements. Environmental statements were coded in terms of the presence of the various indicators the researchers developed. One set of findings related to the philosophical underpinnings of the statements. Here, there are three interesting findings. First, 64% of the 140 companies depict environmental performance in terms of sustainable development. Secondly, 58% take an 'integrated management' approach whereby issues of environmental performance are suffused through the organization's structures and processes. Thirdly, only 40% adopt a life-cycle approach in which products are deemed to be a company's responsibility from initial inception to the point where it is terminally expended. Overall, one of the key findings is that the evidence suggests that the growing focus on environmental responsibility is not totally driven by regulation; in other words, at least so far as their public statements are concerned, companies are going beyond their countries' regulatory frameworks.



Tips and skills

Referring to websites

There is a growing practice in academic work that, when referring to websites, you should include the date you consulted them. This convention is very much associated with the fact that websites often disappear and frequently change, so that, if subsequent researchers want to follow up your findings, or even to check on them, they may find that they are no longer there or that they have changed. Citing the date you accessed the website may help to relieve any anxieties about someone not finding a website you have referred to or finding it has changed. This does mean, however, that you will have to keep a running record of the dates you accessed the websites to which you refer.

In addition, it is important to bear in mind the four quality criteria recommended by J. Scott (1990) in connection with documents (see Chapter 23). Scott's suggestions invite us to consider quite why a website is constructed. Why is it there at all? Is it there for commercial reasons? Does it have an axe to grind? In other words, we should be no less sceptical about websites than about any other kind of document.

One further point to register is that, just like most documents, websites can be subjected to both qualitative

and quantitative forms of analysis. The study by Sillince and Brown (2009) involves a qualitative approach to the analysis of content, but quantitative content analysis of the kind covered in Chapter 13 is also feasible (see Research in focus 28.1).

There is yet another kind of material that can be found on the Web that could be construed as a form of document—the postings that are made to discussion forums, chatroom interactions, and other kinds of contributions to online environments. Collectively, these are

often referred to as studies of online interaction and sometimes, when it is appropriate, as studies of online communities. An example can be found in Research in focus 28.2. Such data might be gleaned in real time, in which case they are closer to a form of observation, or they may be archived interactions, in which case they are forms of document. When the documents are postings to online discussion groups, as in Research in focus 28.2 (see also Research in focus 28.3), some further considerations come into play. Sometimes these contexts may be ones in which the researcher simply reads and analyses the various postings without any participation. This can often lead to accusations of 'lurking', where the researcher simply reads without

participation and without announcing his or her presence and is sometimes regarded as being ethically dubious. On other occasions, the researcher may be a participant and in such circumstances the research is much closer to the notion of what is variously called virtual or online ethnography. These considerations demonstrate that the analysis of online documents and virtual/online ethnography easily shade into each other. Yet another kind of document that has been subjected to analysis is the blog (Web log). For example, Huffaker and Calvert (2005) conducted a traditional quantitative content analysis of blogs written by US teenagers to examine gender differences in language use and the representation of identity.



Research in focus 28.2

Conducting a thematic analysis of online discussion postings

Postings on websites have been a fertile source of data for many researchers. Sullivan (2003) analysed postings to two online US listservs that offered online support to cancer sufferers. One group offered support for ovarian cancer and the other for prostate cancer. The point about the choice of these two groups is that their respective diseases are gender-specific and therefore the researcher was able to explore gender differences in support. The postings were submitted to a thematic analysis (see Chapter 24). Differences between the two sets of postings were discerned. The postings to the prostate cancer support group tended to be of a technical nature, focusing a great deal on information giving and requesting. For example, one patient wrote:

Around the 11th week of estramustine (Emcyt) (+ vinblastine) I had my first bona fide side effect (apart from some fatigue and muscle cramping): my nipples have enlarged, and possibly the breasts a bit, although I may just be focusing on existing fat. Does anyone with experience know if they continue to enlarge (obviously not forever) and if the sensitivity (some, not great) increases or just stays constant? (quoted in Sullivan 2003: 94)

The ovarian cancer postings were more likely to deal with personal experiences and comments, such as:

those feelings sound SOOOO familiar that I had to gulp hard reading your post—it came very close to home. There were times when I felt that way even though I was finished with chemo and not facing a recurrence that I knew of! (quoted in Sullivan 2003: 89)

The examination of postings to chatrooms and discussion forums has become a particularly fertile data source for social scientists with interests in health and health-related issues (examples can be found in Research in focus 13.3, 28.2, and 28.4). As Seale et al. (2010) argue (see the second study in Research in focus 13.3), the rationale for their use is compelling because they provide access to the immediacy of the experience of illness and

are 'given' data and as such are not influenced by an interviewer and they obviate the need for a full interview-based study. However, they also observe that there are some problems with a reliance on such postings: access to and facility with the Internet is highly variable; those who submit postings may differ in significant ways from those who do not (quite aside from the issue of access to and facility with the Internet); the researcher cannot probe

the individuals concerned; and only a limited number of research questions can be answered with the materials

provided by postings, whereas qualitative interviews can be tailored to answer a host of different kinds of question.



Using the Internet to collect data from individuals

In this section I examine research methods that entail the use of either the Web or online communications, such as email, as a platform for collecting data from individuals. At the time of writing, the bulk of the discussion concerned with this issue has emphasized four main areas:

1. online ethnography or the ethnography of the Internet;
2. qualitative research using online focus groups;
3. qualitative research using online personal interviews;
4. online social surveys.

These types of Internet-based research method do not exhaust the full range of possibilities but they do represent recurring emphases in the emerging literature on this subject. All of them offer certain advantages over their traditional counterparts because:

- they are usually more economical in terms of time and money;
- they can reach large numbers of people very easily;
- distance is no problem, since the research participant need be accessible only by computer—it does not matter if he or she is in the same building or across the world;
- data can be collected and collated very quickly.

The chief general disadvantages tend to revolve around the following issues:

- Access to the Internet is still nowhere near universal, so that certain people are likely to be inaccessible. Remote regions are still sometimes excluded from broadband access, and, even when it is accessible, bandwidth varies considerably, with consequent implications for download speeds.
- People still vary considerably in their facility with computers, which can have implications for preparedness to be involved in research and the ease with which people can be research participants.
- Invitations to take part in research may be viewed as just another nuisance email.

- There is loss of the personal touch, owing to lack of rapport between interviewer and interviewee, including the inability to pick up visual or auditory cues.
- There are concerns among research participants about confidentiality of replies at a time of widespread anxiety about fraud and hackers.

More specific balance sheets of advantages and disadvantages relating to some of the individual e-research methods will be covered below.

There are two crucial distinctions that should be borne in mind when examining Internet-based research methods.

1. There is a distinction between *Web-based* and *communication-based* methods. The former is a research method whereby data are collected through the Web—for example, a questionnaire that forms a web page and that the respondent then completes. A communication-based research method is one where email or a similar communication medium is the platform from which the data collection instrument is launched.
2. There is a distinction between *synchronous* and *asynchronous* methods of data collection. The former occur in real time. An example would be an interview in which an online interviewer asks a question and the respondent, who is also online, replies immediately, as in a chatroom. An asynchronous method is not in real time, so that there is no immediate response from the respondent, who is unlikely to be online at the same time as the interviewer (or, if the respondent is online, he or she is extremely unlikely to be in a position to reply immediately). An example would be an interview question posed by the interviewer in an email that is opened and answered by the respondent some time later, perhaps days or weeks later.

With these distinctions in mind, we can now move on to examine the four main forms of online research methods previously identified.



Online ethnography

Ethnography may not seem to be an obvious method for collecting data on Internet use. The image of the ethnographer is that of someone who visits communities and organizations. The Internet seems to go against the grain of ethnography, in that it seems a decidedly placeless space. In fact, as Hine (2000) has observed, conceiving of the Internet as a place—a cyberspace—has been one strategy for an ethnographic study of the Internet, and from this it is just a short journey to the examination of communities in the form of online communities or virtual communities. In this way, our concepts of place and space that are constitutive of the way in which we operate in the real world are grafted onto the Internet and its use. A further issue is that, as noted in Chapter 19, ethnography entails participant observation, but in cyberspace what is the ethnographer observing and in what is he or she participating?

Markham's (1998) approach to an ethnography of life on the Internet involved interviews. The interviews followed a period of 'lurking' (reading but not participating) in computer-mediated communication forums like chatrooms and multi-user domains (MUDS). The interviews allowed synchronous questioning and answering; in other words, the asking and answering of questions were in real time, rather than the kind of questioning and answering that might occur via email, where a question might be answered several hours or days later. She used an interview guide, and the interviews lasted between one hour and over four hours. Such interviews are a very real challenge for both interviewer and interviewee, because neither party can pick up on visual cues (for example, puzzlement, anxiety) or auditory cues (sighs, groans).

One of Markham's interests lay in the reality or otherwise of online experiences. This can be seen in the following brief online interview sequence (Markham is Annette):

Annette 'How real are your experiences in the Internet?'

Sherie 'How real are experiences off the Internet?' (Markham 1998: 115)

In fact, Markham notes how her notion of 'real' was different from that of her interviewees. For Markham, 'real' or 'in real life' carried a connotation of genuineness or authenticity, but for her interviewees it was more to do with distinguishing experiences that occur offline. Indeed, Markham increasingly felt that her interviewees were questioning the validity of the dichotomous distinction between the real and the non-real, so far as online interaction was concerned. However, it is likely that these distinctions between life online and life offline will become less significant as younger people who are growing up with the Internet conduct large portions of their lives online. This development would have considerable implications for social researchers, since for many research participants the online world may become very naturalistic.

An interesting question about this research is: in what sense is it an ethnography? At one level, Markham was simply an interviewer who used a semi-structured interview guide to elicit information and the worldview of her correspondents. At another level, she was indeed a participant in and observer of life online, although the life that she was participating in and observing was very much a product of her promptings, no matter how open the questions she asked were and no matter how willing she was to allow her interviewees leeway in what they wanted to discuss. In much the same way that her interviewees were questioning the nature of reality, Markham's investigation invites us to question the nature of ethnography so far as research on the Internet is concerned.

Kendall (1999) was probably closer to the traditional concept of the ethnographer in that she describes her research as comprising three years of online participant observation in a MUD, as well as face-to-face interviews and attendance at face-to-face gatherings. Such research is probably closer to the conventional notion of ethnographic research in its use of several methods of data collection and a sense of participation in the lives of those being studied, as well as interviewing them.

In more recent years, Internet-based ethnographies have increasingly come to focus on online communities. Examples can be found in Research in focus 28.3 and 28.4.



Research in focus 28.3

Participant observation in cyberspace

J. P. Williams (2006) conducted participant observation research into straightedge, a youth subculture that emerged out of punk and that is associated with a lifestyle that is largely free of drugs, alcohol, and promiscuous sex and is committed to a vegetarian and often vegan diet. It is also associated with distinctive music that is heavily influenced by punk music. Williams notes that, since the emergence of the Internet, straightedge adherents have emerged who exhibit only limited participation in local music scenes and, he suggests, who might not otherwise have been adherents at all. Williams was interested in the struggle in online discussions to present an authentic straightedge identity in the face of these two major and different patterns of adherence. To this end, he focused his attention on an online straightedge discussion forum, which, he suggests, has the characteristics of an online community. There were two phases to this ethnography. In the first, he read forum threads without contributing to them. The first message of each thread was analysed using ethnographic content analysis. As a result of this work, he became increasingly aware of a conflict among contributors over what was an authentic straightedge self. He used the themes that emerged from this analysis to inform the second phase of the research in which, over a period of two years, he initiated discussions within the forum. He writes:

I started threads that asked participants about their affiliation with straightedge, their understandings of subcultural rules, their opinions about mainstream culture, and so on. By monitoring the threads daily, I could guide conversations, bring them back on track when participants strayed off topic, and ask follow-up questions based on initial responses. (J. P. Williams 2006: 181)

Prior to doing this, he had announced himself as a researcher who was analysing textual conversations. In addition, Williams conducted online synchronous interviews with nine key informants who were purposively sampled by virtue of the nature of their participation, with the website administrator, with several individuals who were regular contributors, and with some who were frequent contributors who then quit. Through this research, Williams was able to show that the online forums have had a significant impact on the straightedge community and how its adherents position themselves in terms of a sense of identity.



Research in focus 28.4

Covert participant observation in cyberspace

Brotsky and Giles (2007) report some findings and experiences relating to the first author's covert participation study of the 'pro-ana' community—in essence a community of people who are supportive of eating disorders such as and most notably anorexia nervosa. She identified twelve pro-ana websites and obtained membership of the various discussion contexts each website hosted—forums, email discussion lists, chatrooms, and so on. Brotsky fabricated a plausible persona in terms of age, sex, height, eating disorder (anorexia), and weight (current, past, and intended). The authors write that Brotsky

began by introducing herself as an authentic pro-ana sympathizer who was hoping to establish virtual relationships with like-minded individuals, and continued to participate as naturally as possible across the course of the investigation. As the investigation unfolded, connections were made and close relationships developed through ongoing conversations with participants. . . . [She] successfully acquired membership of 23 separate groups across 12 websites, including discussion forums, chatrooms, blog sub-communities, online journal/diary sites, and e-mail-group affiliations. (Brotsky and Giles 2007: 98)

Through this study, the authors were able to identify the sources of support offered within the communities and group identities (such as whether anorexia was viewed as a lifestyle or illness).

The methods and sources of data associated with online ethnography are sometimes used as adjuncts to conventional ethnographies of communities. For example, in his study of goths, which was referred to in Chapter 19, Hodkinson (2002, 2005) participated in some online discussion groups. Interestingly, his participation in these cybercontexts was in some ways more problematic than in the face-to-face ones because his markers of goth appearance could not be deployed in the more remote environment of the Internet. He had to become thoroughly acquainted with the conventions of online communication within the goth community and to develop ways of conveying his membership without the external markers associated with his appearance. The use of photographs of himself and meeting some subscribers helped to establish his credibility.

Hine describes her approach as one of ‘virtual ethnography’ (see Research in focus 28.5), which has a deliberate dual meaning: it is at once an ethnography of being

online—that is, of the virtual—but also a virtual ethnography—that is, not quite an ethnography in the sense of the term’s conventional settings. In particular, a virtual ethnography requires getting away from the idea that an ethnography is of or in a place in any traditional sense. It is also an ethnography of a domain that infiltrates other spaces and times of its participants, so that its boundedness is problematic to participants and analysts alike. As regards the issue of the interpretative flexibility of the Internet, Hine shows that there was some general agreement about its purposes as a technology. However, these purposes were not inscribed in the technology in the way that a technological determinist position might imply, but they had arisen in the course of the use of the Internet. Moreover, Hine argues that the nature and capacities of the Internet have not become totally stabilized in the minds of participants and that gradual increments of change are likely in response to particular needs and purposes of participants.



Research in focus 28.5

Virtually an ethnography

Hine’s (2000) research was concerned with the trial in 1997 in Boston of a British nanny (Louise Woodward) for the murder of the child in her charge, as well as the aftermath of the trial. Hine’s data-collection strategy included: searching out websites concerned with the case, which attracted a great deal of Internet interest; contacting Web authors by email and asking a series of questions about their intentions, familiarity with the Web, experiences, and so on; examining communication in newsgroups in which ten or more postings about the case had been made and posting a message in those groups; and contact with the official site that campaigned for Louise Woodward. In contacting Web developers and newsgroup participants, Hine writes:

I introduced myself as a researcher in communications who was looking at the specific case of Louise Woodward on the Internet. I explained that I was concerned with how people got interested in the case, where they got their information from, and what they thought of the quality of information on newsgroups and web pages. . . . I offered people a promise of confidentiality and the chance to check my own credentials through my web site. (2000: 78)

Hine did not receive a very good response to the newsgroup postings, which may reflect a tendency noticed by other researchers for newsgroup, MUD, listserv, and other participants to be sceptical about the use of their cyberdomains for research and suspicious about researchers who contact them. In her examination of newsgroup communication, Hine employed an approach that was heavily influenced by discourse analysis (see Chapter 22)—for example, by showing the discursive moves through which participants sought to construe the authenticity or factual nature of their information.

Studies like these are clearly inviting us to consider the nature of the Internet as a domain for investigation, but they also invite us to consider the nature and the adaptability of our research methods. In the examples discussed in this section, the question of what is and is not ethnography is given a layer of complexity that adds to the considerations about this issue that were referred to in Chapter 19. But these studies are also cases of using Internet-based research methods to investigate Internet use. Future online ethnographic investigations of issues unrelated to the Internet will give a clearer indication of the possibilities that the method offers. At the same time, both Hine (2008) and Garcia et al. (2009) have observed that there is a growing tendency and need for online ethnographers to take into account offline worlds, because even the most committed Internet-user has a life beyond the computer. This development means taking into account how the members of the online communities that tend to be the focus of ethnographic studies have lives offline and that the two will have implications for the other. There is a corollary to this observation that, as the Internet becomes increasingly embedded in people's lives, practitioners of what might be thought of as conventional ethnography (in the sense of the ethnographic study of non-virtual lives and communities) will increasingly have to take into account individuals' commitments to life on the Internet. Earlier online ethnographies tended to emphasize people's involvement and participation in online worlds to the relative exclusion of offline worlds, perhaps because the relative newness of the Internet and its lack of reach into everyday life during those days meant that the virtual could be treated as a relatively autonomous domain.

As noted previously, there has been considerable debate in recent years regarding the status of 'lurking' in online ethnography. This practice is disliked by members of online communities and can result in censure from participants who are often able to detect the practice. It has also been suggested that a sole reliance on lurking without participation risks omitting crucial experiential aspects of the understanding of online communities (Hine 2008). At the same time, online ethnographers sometimes lurk as a prelude to their fieldwork in order to gain an understanding of the setting prior to their participation. Even when ethnographers lurk in this way, ethical issues arise (see below), while it has been suggested that 'ethnographers will get a more authentic experience of

an online setting if they jump straight into participation' (Garcia et al. 2009: 60). As noted above, the examination of Internet documents like postings to discussion groups and ethnographic studies, which often involve considerable scrutiny of these very kinds of documents, frequently shade into each other. In many ways, it is the presence or absence of participation that may be used to distinguish a purely documentary qualitative analysis (such as a thematic analysis of postings without participation, as in Research in focus 28.2) from a virtual or online ethnographic study (such as a thematic analysis of postings with participation, as in Research in focus 28.4). In the case of the study reported in Research in focus 28.3, the researcher moved from a purely documentary analysis in the first phase to an online ethnography in the second.

Thinking deeply 28.1 outlines four main types of online interaction study. It is likely that which of the four types of online interaction study is employed is not entirely a matter of choice. For example, hostility to outsiders and in particular researchers may make a researcher inclined to lurk or to participate covertly, as suggested by Brotsky and Giles (2007; see Research in focus 28.4). Another possibility is that the nature of the community being studied may have implications for the approach taken. For example, Kozinets (2010) draws a distinction between online ethnographies of online communities and ethnographies of communities online. The former involve the study of communities that have a largely online existence, such as his research on online discussion forums of knowledgeable coffee enthusiasts (Kozinets 2002). The ethnographic study of communities online entails research into communities that have a predominantly offline existence. An example is his study of *Star Trek* fans, for which he became a very active member of fan clubs, attended conventions, and (for the online component) examined newsgroup postings and Web pages, and engaged in email exchanges (Kozinets 2001). The relevance of this distinction is that Type 4 studies are feasible only in connection with the study of communities online that have a clear offline presence. The study of communities has been a major feature of online ethnography. Hine's (2000; see Research in focus 28.5) early virtual ethnography is in that context unusual (though by no means alone) in that it focuses on an event rather than a distinct community or culture.



Thinking deeply 28.1

Four types of online interaction study

As noted in the main text, the study of online interaction has been a particularly prominent area for qualitative researchers. This usually entails the examination of online discussion groups, such as online support groups and discussion boards. As also noted in the main text, the study of such documents and online ethnography can shade into each other with this kind of research. There are four prominent types of online interaction study employed by qualitative researchers. All four types entail a considerable degree of immersion in the postings, but Type 1 is the least likely of the four to be viewed as a form of online ethnography, as the researcher largely occupies a position as external observer.

Type 1. Study of online interaction only with no participation

Studies that typically entail solely the examination of blogs, discussion groups, listservs, etc., without any participation or intervention on the part of the researcher(s). Typically, it takes the form of 'lurking' and conducting an analysis without the authors of the materials being aware of the researcher's(s') presence.

Examples: C. F. Sullivan (2003; Research in focus 28.2); Sanders (2005).

Type 2. Study of online interaction only with some participation

Studies that typically entail the examination of blogs, discussion groups, listservs, etc., but with some participation or intervention on the part of researcher(s). The researcher is not passive and instead intervenes (overtly or covertly) in the ongoing Internet-mediated postings and discussions.

Examples: Kozinets (2002); Brotsky and Giles (2007; Research in focus 28.4).

Type 3. Study of online interaction plus online or offline interviews

Same as Type 2, but in addition the researcher interviews some of the people involved in the online interaction. The interviews may be online or offline.

Examples: Kanayama (2003); J. P. Williams (2006; see Research in focus 28.3).

Type 4. Study of online interaction plus offline research methods (in addition to online or offline interviews)

Same as Type 3, but in addition there is active participation of the researcher(s) in the offline worlds of those being studied, such as attending gatherings, as well as interviews (which may be online or offline).

Examples: Kendall (1999); Kozinets (2001).



Qualitative research using online focus groups

There is a crucial distinction between **synchronous** and **asynchronous online focus groups**. With the former, the focus group is in real time, so that contributions are made more or less immediately after previous contributions (whether from the moderator or from other participants) among a group of participants, all of whom are simultaneously online. Contributions can be responded to as soon as they are typed (and with some forms of software, the contributions can be seen as they are being typed). As Mann and Stewart (2000) observe, because several participants can type in a response to a contribution at the same time, the conventions of normal turn-taking in conversations are largely sidelined.

With asynchronous groups, focus group exchanges are not in real time. Email is one form of asynchronous communication that is sometimes used (see Research in focus 28.6 for an example). For example, the moderator might ask a question and then send the email containing it to focus group participants. The latter will be able to reply to the moderator and to other group members at some time in the future. Such groups get around the time zone problem and are probably easier than synchronous groups for participants who are not skilled at using the keyboard.



Research in focus 28.6

An asynchronous focus group study

Adriaenssens and Cadman (1999) report their experiences of conducting a market research exercise to explore the launch of an online share-trading platform in the UK. Participants were in two groups: one group of active shareholders (twenty participants) and a second group of passive shareholders (ten participants). They were identified through the MORI Financial Services database as 'upmarket shareholders who were also Internet users' (1999: 418–19). The participants who were identified were very geographically spread, so online focus groups were ideal. Questions were emailed to participants in five phases with a deadline for returning replies, which were then copied anonymously to the rest of the participants. The questions were sent in the body of the email, rather than as attachments, to solve problems of software incompatibility. After each phase, a summary document was produced and circulated to participants for comment, thus injecting a form of respondent validation into the project. The researchers found it difficult to ensure that participants kept to the deadlines, which in fact were rather tight, although it was felt that having a schedule of deadlines that was kept to as far as possible was helpful in preventing drop-outs. The researchers felt that the group of active shareholders was too large to manage and suggest groups of no more than ten participants.

One of the advantages of both types of online focus groups stems from the possibility of using a 'captive population' of people who are already communicating with each other, unlike face-to-face focus groups that are brought together for the purpose of the focus group meeting. This means researchers are often able to take advantage of pre-existing social groups of people who are already communicating with one another online (Stewart and Williams 2005). Online focus groups also enable geographical distances to be overcome. International focus groups can enable cross-cultural discussions at a relatively low cost. However, setting up a time and place for synchronous online focus group discussions between international participants may be problematic because of time zone differences, making it hard to find a time that is convenient to everyone (Stewart and Williams 2005).

Conferencing software is used for synchronous groups and is often used for asynchronous groups as well. This may mean that focus group participants will require access to the software, which can be undesirable if the software needs to be loaded onto their computers. Participants may not feel confident about loading the software, and there may be compatibility problems with particular machines and operating systems. Research in focus 28.7 provides an example of the use of this kind of software in an online focus group study.

Selecting participants for online focus groups is potentially difficult, not least because they must normally have access to the necessary hardware and software. One

possibility is to use questionnaires as a springboard for identifying possible participants, while another possibility is to contact them by email, this being a relatively quick and economical way of contacting a large number of possible participants. For their study of users of a parenting website, O'Connor and Madge (see Research in focus 28.7) secured their online focus group participants through a Web survey.

The requisite number of participants is affected by the question of whether the online focus group is being conducted synchronously or asynchronously. Mann and Stewart (2000) advocate that, with the former type, the group should not be too large, because it can make it difficult for some people to participate, possibly because of limited keyboard skills, and they recommend groups of between six and eight participants. Also, moderating the session can be more difficult with a large number. In asynchronous mode, such problems do not exist, and very large groups can be accommodated—certainly much larger ones than could be envisaged in a face-to-face context, although Adriaenssens and Cadman (1999) suggest that large groups can present research management problems.

Before starting the focus group, moderators are advised to send out a welcome message introducing the research and laying out some of the ground rules for the ongoing discussion. There is evidence that participants respond more positively if the researchers reveal something about themselves (Curasi 2001). This can be done in the opening message or by creating links to personal websites.



Research in focus 28.7

A synchronous focus group study

O'Connor and Madge (2001, 2003; see also Madge and O'Connor 2002) employed conferencing software in connection with a virtual focus group study of the use of online information for parents. The research was specifically concerned with one UK parenting website (www.babyworld.co.uk (accessed 14 January 2011)). Initially, the researchers set up a **Web survey** (see later in the chapter for information about this technique) on the use of this website. When respondents sent in their questionnaire, they were thanked for their participation and asked to email the researchers if they were prepared to be interviewed in depth. Of the 155 respondents who returned questionnaires, 16 agreed to be interviewed. Interviewees were sent the software to install on their own machines. The researchers tried to ensure that each group was asked more or less the same questions, so the researchers worked in pairs whereby one cut and pasted questions into the discussion (or otherwise typed questions) and the other acted as a focus group moderator by thinking about the evolution of the discussion and about when and how to intervene. For each session, the researchers introduced themselves and asked participants to do likewise. In addition, they had placed descriptions and photographs of themselves on a website to which participants were directed. An important part of the process of building rapport was the fact that both of the researchers were mothers. One of the findings reported is that the greater anonymity afforded by the Internet gave participants greater confidence to ask embarrassing questions, a finding that has implications for online focus groups. This can be seen in the following extract:

- Amy:* I feel better askign BW [Babyworld] than my health visitor as they're not goign to see how bad I am at housekeeping!!!
- Kerry:* I feel the same. Like the HV [health visitor] is judging even though she says she isn't
- Kerry:* Although my HV has been a life line as I suffer from PND [post natal depression]
- Amy:* Also, there are some things that are so little that you don't want to feel like you're wasting anyone's time. Askign the HV or GP might get in the way of something mreo important, whereas sending an email, the person can answer it when convenient
- Amy:* My HV is very good, but her voice does sound patronising. I'msure she doesn't mean it, but it does get to me . . .
- Kerry:* Being anon means that you don't get embarassed asking about a little point or something personal (O'Connor and Madge 2001: 10.4)

It is striking that this brief extract reveals a good flow without intervention by the researchers. It contains several misspellings and mistakes (for example, 'I'msure'), but these are retained to preserve the reality of the interaction. The researchers did not have to transcribe the material because it was already in textual form. Also, the fact that participants appear to relish the anonymity of the Internet as a source of information has implications for online focus groups, because it may be that participants find it easier to ask naive questions or to make potentially embarrassing comments than in face-to-face focus groups.

One problem with the asynchronous focus group is that moderators cannot be available online twenty-four hours a day, although it is not inconceivable that moderators could have a shift system to deal with this limitation. This lack of continuous availability means that emails or postings may be sent and responded to without any ability of the moderator to intervene or participate. This feature may not be a problem, but could become

so if offensive messages were being sent or if it meant that the discussion was going off at a complete tangent from which it would be difficult to redeem the situation. Further, because focus group sessions in asynchronous mode may go on for a long time, perhaps for several days or even weeks, there is a greater likelihood of participants dropping out of the study. A further problem arises from response rates, which may be lower than for

face-to-face focus groups (Stewart and Williams 2005). Even though it is relatively easy for the researcher to contact a large number of possible respondents using email, the response rates of those wishing to participate in an online focus group has been found to be quite low (between 5 and 20 per cent). Further reservations have been expressed about the lack of non-verbal data obtained from online focus groups, such as facial expression. Underhill and Olmstead (2003) compared data from synchronous online focus groups with parallel data from conventional face-to-face ones and found little difference in terms of data quantity or quality.

Online focus groups are unlikely to replace their face-to-face counterparts. Instead, they are likely to be

employed in connection with certain kinds of research topic and/or sample. As regards the latter, dispersed or inaccessible people are especially relevant to online focus group research. As Sweet (2001) points out, relevant topics are likely to be ones involving sensitive issues and ones concerned with Internet use—for example, the studies discussed in Research in focus 28.6 and 28.7.

In Tips and skills 'Advantages and disadvantages of online focus groups and personal interviews compared to face-to-face interviews in qualitative research' the discussion of online focus groups is combined with a discussion of online personal interviews, which are the subject of the next section, since most of the elements in the balance sheet of advantages and disadvantages are the same.



Tips and skills

Advantages and disadvantages of online focus groups and personal interviews compared to face-to-face interviews in qualitative research

Here is a summary of the main advantages and disadvantages of online focus groups and personal interviews compared to their face-to-face counterparts. The two methods are combined because the tally of advantages and disadvantages applies more or less equally well to both of them.

Advantages

- Online interviews and focus groups are extremely cheap to conduct compared to comparable face-to-face equivalents. They are likely to take longer, however, especially when conducted asynchronously.
- Interviewees or focus group participants who would otherwise normally be inaccessible (for example, because they are located in another country) or hard to involve in research (for example, very senior executives, people with almost no time for participation) can more easily be involved.
- Large numbers of possible online focus group participants can be contacted by email.
- Interviewees and focus group participants are able to reread what they (and, in the case of focus groups, others) have previously written in their replies.
- People participating in the research may be better able to fit the interviews into their own time.
- People participating in the research do not have to make additional allowances for the time spent travelling to a focus group session.
- The interviews do not have to be audio-recorded, thus eliminating interviewee apprehension about speaking and being recorded.
- There is no need for transcription. This represents an enormous advantage because of time and cost involved in getting recorded interview sessions transcribed.
- As a result of the previous point, the interview transcripts can be more or less immediately entered into a computer-assisted qualitative data analysis software (CAQDAS) program of the kind introduced in Chapter 25.

- The transcripts of the interviews are more likely to be accurate, because the problems that may arise from mishearing or not hearing at all what is said do not arise. This is a particular advantage with focus group discussions, because it can be difficult to establish who is speaking and impossible to distinguish what is said when participants speak at the same time.
- Focus group participants can employ pseudonyms so that their identity can be more easily concealed from others in the group. This can make it easier for participants to discuss potentially embarrassing issues or to divulge potentially unpopular views. The ability to discuss sensitive issues generally may be greater in electronic than face-to-face focus groups and individual interviews.
- In focus groups, shy or quiet participants may find it easier to come to the fore.
- Equally, in focus groups overbearing participants are less likely to predominate, but in synchronous groups variations in keyboard skills may militate slightly against equal participation.
- Participants are less likely to be influenced by characteristics like the age, ethnicity, or appearance (and possibly even gender if pseudonyms are used) of other participants in a focus group.
- Similarly, interviewees and focus group participants are much less likely to be affected by characteristics of interviewers or moderators respectively, so that interviewer bias is less likely.
- When interviewees and participants are online at home, they are essentially being provided with an 'anonymous, safe and non-threatening environment' (O'Connor and Madge 2001: 11.2), which may be especially helpful to vulnerable groups.
- Similarly, researchers are not confronted with the potentially discomfiting experience of having to invade other people's homes or workplaces, which can themselves sometimes be unsafe environments.

Disadvantages

- Only people with access to online facilities and/or who find them relatively straightforward are likely to be in a position to participate.
- It can be more difficult for the interviewer to establish rapport and to engage with interviewees. However, when the topic is of interest to participants, this may not be a great problem.
- It can be difficult in asynchronous interviews to retain over a longer term any rapport that has been built up.
- Probing is more difficult though not impossible. Curasi (2001) reports some success in eliciting further information from respondents, but it is easier for interviewees to ignore or forget about the requests for further information or for expansion on answers given.
- Asynchronous interviews may take a very long time to complete, depending on cooperativeness.
- With asynchronous interviews, there may be a greater tendency for interviewees to discontinue their participation than is likely to be the case with face-to-face interviews.
- There is less spontaneity of response, since interviewees can reflect on their answers to a much greater extent than is possible in a face-to-face situation. However, this can be construed as an advantage in some respects, since interviewees are likely to give more considered replies (though some commentators see the ability to provide more considered replies a disadvantage (see Adriaenssens and Cadman 1999)).
- There may be a tendency for refusal to participate to be higher in online personal interviews and from possible online focus group participants.
- The researcher cannot be certain that the people who are interviewed are who they say they are (though this issue may apply on occasion to face-to-face interviews as well).
- Turn-taking conventions between interviewer and interviewee are more likely to be disrupted.
- In synchronous focus groups, variations in keyboard skills may make equal levels of participation difficult.
- Online interviews and focus groups from home require considerable commitment from interviewees and participants if they have to install software onto their computers and remain online for extended periods of time, thereby incurring expense (though it is possible to offer remuneration for such costs if they have a contract with an Internet Service Provider whereby their use of broadband is limited).

- The interviewer/moderator may not be aware that the interviewee/participant is distracted by something and in such circumstances will continue to ask questions as if he or she had the person's full attention.
- Online connections may be lost, so research participants need to know what to do in case of such an eventuality.
- Interviewers cannot capitalize on body language or other forms of non-verbal data that might suggest puzzlement, or in the case of focus groups a thwarted desire to contribute to the discussion.

Sources: Clapper and Massey (1996); Adriaenssens and Cadman (1999); Tse (1999); Mann and Stewart (2000); Curasi (2001); O'Connor and Madge (2001); Sweet (2001); Davis et al. (2004); Evans et al. (2008); Hewson and Laurent (2008); www.geog.le.ac.uk/orm/interviews/inttypes.htm (accessed 10 December 2010).



Qualitative research using online personal interviews

The issues involved in conducting online personal interviews for qualitative research are essentially the same as those to do with conducting online focus groups. In particular, the researcher must decide whether the interviews should take place in synchronous or asynchronous mode. The factors involved in deciding which to use are also largely the same, although issues to do with variable typing speed or computer-related knowledge among focus group participants will not apply.

Although online interviews run the risk relative to face-to-face interviews that the respondent is somewhat more likely to drop out of the exchange (especially in asynchronous mode, since the interviews can sometimes be very protracted), Mann and Stewart (2000: 138–9) suggest that in fact a relationship of mutual trust can be built up. This kind of relationship can make it easier for a longer-term commitment to the interview to be maintained, but also makes it easier for the researcher to go back to his or her interviewees for further information or reflections, something that is difficult to do with the face-to-face personal interview. The authors also suggest that it is important for interviewers to keep sending messages to respondents to reassure them that their written utterances are helpful and significant, especially since interviewing through the Internet is still an unfamiliar experience for most people.

A further issue for the online personal interviewer to consider is whether to send all the questions at once or to interview on a question followed by reply basis. The problem with the former tactic is that respondents may read all the questions and then reply only to those that they feel interested in or to which they feel they can make

a genuine contribution, so that asking one question at a time is likely to be more reliable. Bampton and Cowton (2002) report their experiences of conducting email interviews by sending questions in small batches. They argue that this approach took pressure off interviewees to reply quickly, gave them the opportunity to provide considered replies (although the authors recognize that there may be a loss of spontaneity), and gave the interviewers greater opportunity to respond to interviewees' answers.

There is evidence that prospective interviewees are more likely to agree to participate if their agreement is solicited prior to sending them questions and if the researcher uses some form of self-disclosure, such as directing the person being contacted to the researcher's website, which contains personal information, particularly information that might be relevant to the research issue (Curasi 2001; O'Connor and Madge 2001). The argument for obtaining prior agreement from interviewees before sending them questions to be answered is that unsolicited emails, often referred to as 'spamming', are regarded as a nuisance among online users and receiving them can result in an immediate refusal to take the message seriously.

Curasi (2001) conducted a comparison in which twenty-four online interviews carried out through email correspondence (and therefore asynchronous) were contrasted with twenty-four parallel face-to-face interviews. The interviews were concerned with shopping on the Internet. She found the following:

- Face-to-face interviewers are better able than online interviewers to maintain rapport with respondents.

- Greater commitment and motivation are required for completing an online interview, but, because of this, replies are often more detailed and considered than with face-to-face interviews.
- Online interviewers are less able to have an impact on whether the interview is successful or not because they are more remote.
- Online interviewees' answers tend to be more considered and grammatically correct because they have more time to ponder their answers and because they can tidy them up before sending them. Whether this is a positive feature is debatable: there is the obvious advantage of a 'clean' transcript, but there may be some loss of spontaneity.
- Follow-up probes can be carried out in online interviews, as well as in face-to-face ones.

On the other hand, Curasi also found that the worst interviews in terms of the amount of detail forthcoming were from online interviews. It may be that this and the other differences are to do with the fact that, whereas a qualitative face-to-face interview is *spoken*, the parallel online interview is *typed*. The full significance of this difference in the nature of the respondent's mode of answering has not been fully appreciated.

It is very clear from many of the discussions about online interviews by email that a significant problem for many interviewers is that of keeping respondents involved in the interview when questions are being sent one or two at a time. Respondents tend to lose momentum or interest. However, Kivits (2005) has shown that recontacting interviewees on regular occasions and adopting an accessible and understanding style can not only help to maintain momentum for many interviewees but also bring some who have lost interest or forgotten to reply back into the research.

Some researchers have combined different types of interview in a single investigation. In addition to examining email and other forms of Internet-based communications for their study of online social support in the UK, Nettleton et al. (2002) interviewed fifty-one people involved in these communications. The interviewees were all approached by email after they had submitted relevant postings in the various lists that were being studied. In addition, some interviewees had responded to postings submitted by the research group. Some of these interviews were conducted face-to-face, some on

the telephone, and still others online. One of the online interviews was with a woman in her 60s with ME. She brings across the importance of online social support for someone with this condition:

The mailing list MECHAT . . . in particular has been a real lifeline. I check mail several times a day. I have been able to discuss things with people who understand . . . important as ME is an especially misunderstood illness . . . make new friends and share experiences and laughter . . . It is a real comfort if any trauma or upset occurs—death or illness of a loved one, relapse, relationship problems, or even just thoughtless remarks from folks who do not understand ME, which we would otherwise have to bear alone. (Nettleton et al. 2002: 183)

Evans, Elford, and Wiggins (2008) employed both face-to-face and synchronous online interviews in a study of gay men and HIV. They found that the online interviews lasted longer and produced considerably fewer words. They also found that there was considerably more variation in both interview length and number of words in the face-to-face context.

Thus far, most of the discussion of online personal interviewing assumes that the exchange is conducted entirely in a textual context. However, the webcam and Skype may offer further possibilities for synchronous online personal interviews. Such a development would make the online interview similar to a telephone interview, in that it is mediated by a technology, but also similar to an in-person interview, since those involved in the exchange would be able to see each other. However, one of the main advantages of the online interview would be lost, in that the respondent's answers would need to be transcribed, as in traditional qualitative interviewing.

The possibilities associated with conducting online focus groups has probably attracted greater attention than online personal interviews, perhaps because the potential advantages are greater with the former. For example, with online focus groups, a great deal of time and administration can be saved, whereas there is less comparable saving with online personal interviews unless a great deal of travel is involved.



Student experience

Using the Internet for supplementary data

Isabella Robbins wanted to interview mothers whose children had been vaccinated and those whose children had not been vaccinated. However, she found it difficult to find mothers in the latter group. This passage shows how she enlisted the Internet to help her to find supplementary data on mothers' decision-making in relation to the preference not to vaccinate their children, but it is also interesting and significant for her reliance on theoretical saturation (see Key concept 18.4).

Recruitment of mothers was fairly straightforward in terms of the mothers who said they had vaccinated.

However, recruiting mothers who had not vaccinated proved to be problematic. Essentially, because childhood vaccination is a moral issue, these mothers were careful about who they talked to about their resistance.

They were a hard to get at community. With time running out I decided to use Internet message boards—from women/mothers forums—in order to supplement my data. This data helped to confirm that I had reached saturation. No new themes came out from it, but it provided some additional rich data.



To read more about Isabella's research experiences, go to the Online Resource Centre that accompanies this book at: www.oxfordtextbooks.co.uk/orc/brymansrm4e/



Online social surveys

There has been a considerable growth in the number of surveys being administered online. It is questionable whether the research instruments should be regarded as structured interviews (see Chapter 9) or as self-completion questionnaires (see Chapter 10)—in a sense they are both. So far as online social surveys are concerned, there is a crucial distinction between surveys administered by email (email surveys) and surveys administered via the Web (Web surveys). In the case of the former, the questionnaire is sent via email to a respondent, whereas, with a Web survey, the respondent is directed to a website in order to answer a questionnaire. Sheehan and Hoy (1999) suggest that there has been a tendency for email surveys to be employed in relation to 'smaller, more homogeneous on-line user groups', whereas Web surveys have been used to study 'large groups of on-line users'.

Email surveys

It is important to distinguish between **embedded** and **attached email questionnaire surveys**. In the case of the embedded questionnaire, the questions are to be found in the body of the email. There may be an introduction to the questionnaire followed by some marking that partitions the introduction from the questionnaire itself.

Respondents have to indicate their replies using simple notations, such as an 'x', or they may be asked to delete alternatives that do not apply. If questions are open, they are asked to type in their answers. They then simply need to select the reply button to return their completed questionnaires to the researcher. With an attached questionnaire, the questionnaire arrives as an attachment to an email that introduces it. As with the embedded questionnaire, respondents must select and/or type their answers. To return the questionnaire, it must be attached to a reply email, although respondents may also be given the opportunity to fax or send the completed questionnaire by postal mail to the researcher (Sheehan and Hoy 1999).

The chief advantage of the embedded questionnaire is that it is easier for the respondent to return to the researcher and requires less computer expertise. Knowing how to read and then return an attachment requires a certain facility with handling online communication that is still not universally applicable. Also, the recipients' operating systems or software may present problems with reading attachments, while many respondents may refuse to open the attachment because of concerns about a virus. On the other hand, the limited formatting that is possible with most email software, such as using bold, variations in font size, indenting, and other features,

makes the appearance of embedded questionnaires rather dull and featureless, although this limitation is rapidly changing. Furthermore, it is slightly easier for the respondent to type material into an attachment that uses well-known software like Microsoft Word, since, if the questionnaire is embedded in an email, the alignment of questions and answers may be lost.

Dommeyer and Moriarty (2000) compared the two forms of email survey in connection with an attitude study. The attached questionnaire was given a much wider range of embellishments in terms of appearance than was possible with the embedded one. Before conducting the survey, undergraduate students were asked about the relative appearance of the two formats. The attached questionnaire was deemed to be better looking, easier to complete, clearer in appearance, and better organized. The two formats were then administered to two random samples of students, all of whom were active email-users. The researchers found a much higher response rate with the embedded than with the attached questionnaire (37 per cent versus 8 per cent), but there was little difference in terms of speed of response or whether questions were more likely to be omitted with one format rather than the other. Although Dommeyer and Moriarty (2000: 48) conclude that 'the attached e-mail survey presents too many obstacles to the potential respondent', it is important to appreciate that this study was conducted during what were still early days in the life of online surveys. It may be that, as prospective respondents become more adept at using online communication methods and as viruses become less of a threat (for example, as virus-checking software improves in terms of accessibility and cost), the concerns that led to the lower response rate for the attached questionnaire will be less pronounced. Also, the researchers do not appear to have established a prior contact with the students before sending out the questionnaires; it may be that the reaction to such an approach, which is frowned upon in the online community, may have been more negative in the case of the attached questionnaire format.

Web surveys

Web surveys operate by inviting prospective respondents to visit a website at which the questionnaire can be found and completed online. The Web survey has an important advantage over the email survey in that it can use a much wider variety of embellishments in terms of appearance (colour, formatting, response styles, and so on). Plate 28.1 presents part of the questionnaire from the gym survey from Chapter 15 in a Web survey format and

answered in the same way as in Tips and skills 'A completed and processed questionnaire' (see Chapter 15). With open questions, the respondent is invited to type directly into a boxed area (for example, question 2 in Plate 28.1).

However, the advantages of the Web survey are not just to do with appearance. The questionnaire can be designed so that, when there is a filter question (for example, 'if yes go to question 12, if no go to question 14'), it skips automatically to the next appropriate question. The questionnaire can also be programmed so that only one question ever appears on the screen or so that the respondent can scroll down and look at all questions in advance. Finally, respondents' answers can be automatically programmed to download into a database, thus eliminating the daunting coding of a large number of questionnaires. One of the chief problems with the Web survey is that, in order to produce the attractive text and all the other features, the researcher will either have to be highly sophisticated in the use of HTML or will need to use one of a growing number of software packages that are designed to produce questionnaires with all the features that have been described.

Plate 28.1 was created using Survey Monkey (www.surveymonkey.com/MySurveys.aspx (accessed 16 July 2010)). With commercial websites such as these, you can design your questionnaire online and then create a Web address to which respondents can be directed in order to complete it. The questions in Plate 28.1 were created using the software's basic features, which are free of charge. There is a fee for using this software if more advanced features are required. The fee will be affected by the number of respondents who complete the questionnaire and the length of time that the questionnaire is active. Each respondent's replies are logged, and the entire dataset can be retrieved once you decide the data-collection phase is complete. This means that there is no coding of replies (other than with open questions) and no need to enter data into your software. Not only does this save time; it also reduces the likelihood of errors in the processing of data.

Potential respondents need to be directed to the website containing the questionnaire. For example, in a study of attitudes towards immigrants, the researchers experimentally compared a Web and face-to-face interview survey (Heerwegh and Loosveldt 2008). The respondents were freshmen and women at the Katholieke Universiteit Leuven. They were emailed to request their participation in the Web survey and directed to the questionnaire. Two further emailings were conducted for those respondents who had not replied. Where there are possible problems to do with restricting who may answer the questionnaire,

Plate 28.1

Gym survey in Web survey format

1. Are you male or female?
 Male Female

2. How old are you?

3. Which of the following best describes your main reason for going to the gym? Please select one only
 Relaxation
 Maintain or improve fitness
 Lose weight
 Meet others
 Build strength
 Other (please specify)

4. When you go to the gym, how often do you use the cardiovascular equipment?
 Always Usually Rarely Never

5. When you go to the gym, how often do you use the weights machines (including free weights)?
 Always Usually Rarely Never

6. How frequently do you usually go the gym?
 Every day
 4-6 days a week
 2 or 3 days a week
 Once a week
 2 or 3 times a month
 Once a month
 Less than once a month

it may be necessary to set up a password system to filter out people for whom the questionnaire is not appropriate.

Mixing modes of survey administration

The arrival of email-based and Web-based surveys raises the prospect of research in which either of these media for distributing questionnaires might be combined with other media, such as postal questionnaires or face-to-face or telephone structured interviews. Mixed modes of administering a survey raise the question of whether the mode of administration matters; in other words, do you get different results when you administer a questionnaire online from when you administer it offline (for example, by handing a questionnaire or mailing it to respondents)? Obviously, it would not be desirable to aggregate data from two different modes of administration if part of the variation in respondents' replies could be attributed to the way they received and completed the questionnaire. Equally, researchers using solely a Web-based questionnaire need to know how far their findings are different from conventional modes of administration.

Experiments with different modes of administration are quite reassuring on this point, because the differences may not always be large. A study of self-reported illicit drug use among a large sample of US university students found that there were similar findings when the results from Web- and paper-based questionnaire surveys were compared (McCabe 2004). The sample had been randomly assigned to either of the two modes of administration. Denscombe (2006) compared paper and Web-based modes of administration of nearly identical questionnaires administered to young people at an East Midlands school. The questionnaire was concerned with perceptions of social issues. One batch of questions, which is explored in Denscombe's article, dealt with views about smoking. The findings confirmed McCabe's study in suggesting that there is little evidence that the mode of administration makes a significant difference to the findings. There was a lower incidence of self-reported smoking among those using the Web-based questionnaire than those using the paper one. However, given the large number of items compared for a mode effect in Denscombe's study, it was likely that a small number

would be found to exhibit a mode effect, so it would be unwise to read too much into this particular finding.

In a study of American students' attitudes to various aspects of college experience, respondents were found to reply more positively when answering questions online than when completing paper questionnaires. However, with the exception of one of the scales, the differences were not large (Carini et al. 2003). Fleming and Bowden (2009) conducted a travel cost questionnaire survey by mail and the Web of visitors to Fraser Island, Australia. They found the results from the two modes of administration to be similar and that, in particular, the estimates of the 'consumer surplus' (the amount the tourist would be willing to spend on the visit less the amount actually spent) were similar between the two. In spite of the fact that there is some evidence of differences in response between modes of survey administration, mixing postal and online questionnaires is often recommended as a survey approach (Van Selm and Jankowski 2006). On the other hand, the previously mentioned Belgian study of attitudes towards immigrants experimentally compared a Web and face-to-face interview survey (Heerwegh and Loosveldt 2008). The researchers found that the Web respondents were more likely to answer with 'don't know' answers, less likely to differentiate on rating scales (this means they made less use of the full range of possible response options), and more likely to fail to reply to individual questions or items in rating scales. These findings suggest that, not only can the two modes produce different kinds of response, but that data quality may be poorer in the Web mode. A similar kind of study involving US teachers found few differences in failure to respond to individual items other than with what the authors call 'fill-in-the-blank' questions (Wolfe et al. 2008). An example of this kind of question in this survey was when teachers were asked to estimate the average number of

hours per week spent working on activities relating to teaching. With this kind of question, there was a much higher tendency towards non-response among Web respondents than among postal questionnaire ones.

Nonetheless, there is often a good case to be made for offering respondents an online option, but there is clearly a need to be aware of the limitations, such as possibly poorer data quality in Web surveys. A covering letter might draw prospective respondents' attention to a Web-based option along with the necessary instructions for accessing it, so that those who prefer to work online are not put off responding to the questionnaire. However, the researcher has to be sensitive to the possibility of mode effects.

Sampling issues

Anyone who has read Chapter 8 must be wondering how the sampling principles described there might apply to online surveys. A major issue and limitation is that not everyone in any nation is online and has the technical ability to handle questionnaires online in either email or Web formats. Certain other features of online communications make the issue more problematic.

- Many people have more than one email address.
- Many people use more than one Internet service provider (ISP).
- A household may have one computer but several users.
- Internet-users are a biased sample of the population, in that they tend to be better educated, wealthier, younger, and not representative in ethnic terms (Couper 2000).
- Few sampling frames exist of the general online population and most of these are likely to be expensive to acquire, since they are controlled by ISPs or may be confidential.



Tips and skills

Using Internet surveys to supplement traditional postal questionnaire surveys

There is a growing tendency for researchers who conduct postal questionnaire surveys to offer their respondents the opportunity to complete their questionnaires online (Couper 2000). This can be done by indicating in the covering letter that goes out with the postal questionnaire that they can have the questionnaire emailed to them, or, if the questionnaire is accessible via the Web, they can be directed to the Web address. The advantage of doing this is that some of the samples of respondents may feel more comfortable completing the questionnaire online because of the long periods of time they spend online and it removes the need to return the questionnaire by post. There is the question of whether or not the mode of administration (postal as against online) influences the kinds of response received. This is an issue that is likely to attract research in the future.

Such issues make the possibilities of conducting online surveys using probability sampling principles difficult to envisage. This is not to say that online surveys should not be considered. For social researchers who conduct research in organizations, the opportunities may be particularly good. For example, in many organizations, most if not all non-manual workers are likely to be online and to be familiar with the details of using email and the Internet. Thus surveys of samples of online populations can be conducted using essentially the same probability sampling procedures. Similarly, surveys of members of commercially relevant online groups can be conducted using these principles. C. B. Smith (1997) conducted a survey of Web presence providers (people or organizations that are involved in creating and maintaining Web content). She acquired her sample from a directory of providers, which acted as her sampling frame. A further

example of the use of a directory to generate a probability sample can be found in Research in focus 28.8. As Couper (2000: 485) notes of surveys of populations using probability sampling procedures:

Intra-organizational surveys and those directed at users of the Internet were among the first to adopt this new survey technology. These restricted populations typically have no coverage problems . . . or very high rates of coverage. Student surveys are a particular example of this approach that are growing in popularity.

Thus, certain kinds of populations are less adversely affected by coverage problems and therefore render probability sampling in Internet surveys less problematic.



Research in focus 28.8

Sampling for an online survey

Cobanoglu, Ward, and Moreo (2001) report the results of a study in which three different modes of survey administration were used: post, fax, and online. The questionnaires were administered to 300 hospitality professors in the USA, who had been randomly sampled from the online directory of the Council on Hotel, Restaurant, and Institutional Education. The sampling was carried out only from those who had an email address. The 300 professors were randomly assigned to one of the three modes of survey administration. The authors write:

For the web-based survey, an email message was sent to the professors along with a cover letter and the website address. The respondents were informed that they could request a paper copy of the survey should they have problems accessing the survey online. A unique website address was created for each respondent . . . (2001: 447)

Compared with the postal administration of the questionnaire, the online administration achieved a higher response rate (26 per cent versus 44 per cent) and a faster response speed, and was cheaper.

Hewson and Laurent (2008) suggest that, when there is no sampling frame, which is normally the case with samples to be drawn from the general population, the main approach taken to generating an appropriate sample is to post an invitation to answer a questionnaire on relevant newsgroup message boards, to suitable mailing lists or on web pages. The result will be a sample of entirely unknown representativeness, and it is impossible to know what the response rate to the questionnaire is, since the size of the population is also unknown. On the other hand, given that we have so little knowledge and

understanding of online behaviour and attitudes relating to online issues, it could reasonably be argued that some information about these areas is a lot better than none at all, provided the limitations of the findings in terms of their generalizability are appreciated.

A further issue in relation to sampling and sampling-related error is the matter of *non-response* (see Key concept 8.2). There is growing evidence that online surveys typically generate lower response rates than postal questionnaire surveys (Tse 1998; Sheehan 2001). A meta-analysis of forty-five experimental comparisons of Web

and other modes of survey administration (email surveys included in the 'other survey modes' group) found that the former achieved on average an 11 per cent lower response rate (Manfreda et al. 2008). Response rates can be boosted by following two simple strategies.

1. Contact prospective respondents before sending them a questionnaire. This is regarded as basic 'netiquette'.
2. As with postal questionnaire surveys, follow up non-respondents at least once.

The case for the first of these two strategies in boosting response rates is not entirely clear (Sheehan 2001), but seems to be generally advisable. However, as previously noted, with many online surveys it is impossible to calculate a response rate, since, when participants are recruited through invitations and postings on discussion boards, etc., the size of the population of which they are a sample is almost impossible to determine. One factor that may affect response rates is how far the topic is interesting or relevant to the sample members. Baumgartner and Morris (2010) achieved a respectable response rate of 37.9 per cent to a Web survey examining the influence of social networking sites as potential sources of news on students' engagement with the democratic process during the 2008 presidential campaign in the United States. Although the researchers found little evidence of social networking sites having an impact on political engagement, these sites play a significant role in young people's lives, and the fact that the survey was about them may have helped to give the survey a decent response rate.

Crawford et al. (2001) report the results of a survey of students at the University of Michigan that experimented with a number of possible influences on the response rate. Students in the sample were initially sent an email inviting them to visit the website, which allowed access, via a password, to the questionnaire. Some of those emailed were led to expect that the questionnaire would take 8–10 minutes to complete (in fact, it would take considerably longer); others were led to expect that it would take 20 minutes. As might be expected, those led to believe it would take longer were less likely to accept the invitation, resulting in a lower response rate for this group. However, Crawford et al. also found that those respondents who were led to believe that the questionnaire would take only 8–10 minutes were *more* likely to give up on the questionnaire part of the way through, resulting in unusable partially completed questionnaires in most cases. Interestingly, they also found that respondents were most likely to abandon their questionnaires part of the way through when in the middle of completing a series of open questions. The implications of this finding

echo the advice in Chapter 10 that it is probably best to ask as few open questions in self-completion questionnaires as possible.

Further evidence regarding this survey suggests that having a progress indicator with a Web survey can reduce the number of people who abandon the questionnaire part of the way through completion (Couper et al. 2001). A progress indicator is usually a diagrammatic representation of how far the respondent has progressed through the questionnaire at any particular point. Couper et al. also found that it took less time for respondents to complete related items (for example, a series of Likert items) when they appeared on a screen together than when they appeared singly. Respondents also seemed less inclined to omit related questions when they appeared together on a screen rather than singly.

However, it is important not to be too sanguine about some of these findings. One difficulty with them is that the samples derive from populations whose members are not as different from one another as would almost certainly be found in samples deriving from general populations. Another is that it must not be forgotten that, as previously noted, access to the Internet is still not universal, and there is evidence that those with Web access differ from those without both in terms of personal characteristics and attitudinally. Fricker et al. (2005) compared the administration of a questionnaire by Web survey and by telephone interview among a general US sample. They found that telephone interviewees were much more likely to complete the questionnaire (though it is possible if not probable that the same effect would have been noted if they had compared the Web mode with a self-completion mode). By contrast, telephone interviewees were more likely to omit questions by saying they had 'no opinion' than in the Web administration, probably because respondents were prompted to answer if they failed to answer a question. One difficulty noted by Fricker et al. is that Web respondents were more likely than telephone interviewees to give undifferentiated answers to series of questions like Likert items. In other words, they were more prone to response sets. Some of the questions were open questions inviting respondents to display their knowledge on certain issues. The researchers found that Web respondents took longer to answer the questions and were more likely to provide valid answers than the telephone interviewees. Couper (2008) summarized the results of several studies that compared the use of open questions in both Web and paper-based questionnaire surveys and found that the former were at least as good as the mail questionnaires in terms of both quantity and quality of answers. In fact,

in terms of the quantity written, the Web questionnaires were usually superior. More recently, Smyth et al. (2009) report that the quality of answers to open questions in Web surveys can be enhanced by: increasing the size of the space available for answers; drawing attention to the flexibility of the box into which answers are typed; and providing instructions that both clarify what is expected and motivate the respondent (such as pointing out the importance of their replies). A comparison of replies with an earlier equivalent paper-based questionnaire revealed that the quality of Web-based replies was superior in several different ways. Smyth et al. (2009) observe that, in recent years, the use of open questions in surveys has declined because of the high costs of administering them and the poor quality of replies, but that, with growing evidence of their potential through a Web-based mode of administration, they may enjoy a renaissance, especially when it is borne in mind that there is no need to transcribe people's sometimes illegible handwriting.

These findings suggest that it is difficult and probably impossible, given their relative newness, to provide a definitive verdict on Web surveys compared to traditional forms of survey administration. For one thing, it is difficult to separate out the particular formats that researchers use when experimenting with modes of administration from the modes themselves. It may be that, if they had displayed Web questions in a different manner, their findings would have been different—with obvious implications for how the Web survey fares when compared with any of the traditional forms. Further, Web surveys seem to work better than traditional survey forms in some respects but not in others.

Tips and skills 'Advantages and disadvantages of online surveys compared to postal questionnaire surveys' summarizes the main factors to take into account when comparing online surveys with postal questionnaire surveys, and Table 28.1 compares the different methods of administering a survey.



Tips and skills

Advantages and disadvantages of online surveys compared to postal questionnaire surveys

This box summarizes the main advantages and disadvantages of online surveys compared to postal questionnaire surveys. The tally of advantages and disadvantages in connection with online surveys relates to both email and Web surveys. It should also be made clear that, by and large, online surveys and postal questionnaires suffer from one disadvantage relative to personal and telephone interviews—namely, that the researcher can never be certain that the person answering questions is who the researcher believes him or her to be.

Advantages

1. *Low cost.* Even though postal questionnaire surveys are cheap to administer, there is evidence that email surveys in particular are cheaper. This is in part due to the cost of postage, paper, envelopes, and the time taken to stuff covering letters and questionnaires into envelopes with postal questionnaire surveys. However, with Web surveys, there may be start-up costs associated with the software needed to produce the questionnaire.
2. *Faster response.* Online surveys tend to be returned considerably more quickly than postal questionnaires.
3. *Attractive formats.* With Web surveys, there is the opportunity to use a wide variety of stylistic formats for presenting questionnaires and closed-question answers. Also, automatic skipping when using filter questions and the possibility of immediate downloading of questionnaire replies into a database make this kind of survey quite attractive for researchers.
4. *Mixed administration.* They can be combined with postal questionnaire surveys so that respondents have the option of replying by post or online. Research reviewed in this chapter suggests that, although there is some evidence that the mode of administration can make some difference to the kinds of replies generated, in many cases that difference is not great.
5. *Unrestricted compass.* There are no constraints in terms of geographical coverage. The same might be said of postal questionnaire surveys, but the problems of sending respondents stamped addressed envelopes that can be used in their own countries is overcome.

6. *Fewer unanswered questions.* There is evidence that online questionnaires are completed with fewer unanswered questions than postal questionnaires, resulting in less missing data. However, there is also evidence of little difference between the two modes of administering surveys.
7. *Better response to open questions.* To the extent that open questions are used, they tend to be more likely to be answered online and to result in more detailed replies.
8. *Better data accuracy, especially in Web surveys.* Data entry is automated, so that the researcher does not have to enter data into a spreadsheet, and therefore errors in data entry are largely avoided.

Disadvantages

1. *Low response rate.* Typically, response rates to online surveys are lower than those for comparable postal questionnaire surveys.
2. *Restricted to online populations.* Only people who are available online can reasonably be expected to participate in an online survey. This restriction may gradually ease over time, but, since the online population differs in significant ways from the non-online population, it is likely to remain a difficulty. On the other hand, if online populations are the focus of interest, this disadvantage is unlikely to prove an obstacle.
3. *Requires motivation.* As online survey respondents must be online to answer the questionnaire, if they are having to pay for the connection and perhaps are tying up their telephone lines, they may need a higher level of motivation than postal questionnaire respondents. This suggests that the solicitation to participate must be especially persuasive.
4. *Confidentiality and anonymity issues.* It is normal for survey researchers to indicate that respondents' replies will be confidential and that they will be anonymous. The same suggestions can and should be made with respect to online surveys. However, with email surveys, since the recipient must return the questionnaire either embedded within the message or as an attachment, respondents may find it difficult to believe that their replies really are confidential and will be treated anonymously. In this respect, Web surveys may have an advantage over email surveys.
5. *Multiple replies.* With Web surveys, there is a risk that some people may mischievously complete the questionnaire more than once. There is much less risk of this with email surveys.

Sources: Schaeffer and Dillman (1998); Tse (1998); Kent and Lee (1999); Sheehan and Hoy (1999); Cobanoglu et al. (2001); Denscombe (2006); www.geog.le.ac.uk/orm/questionnaires/quesads.htm (accessed 10 December 2010).

Table 28.1

The strengths of email and Web-based surveys in relation to face-to-face interview, telephone interview, and postal questionnaire surveys

Issues to consider	Mode of survey administration				
	Face-to-face interview	Telephone interview	Postal questionnaire	Email	Web
Resource issues					
Is the cost of the mode of administration relatively low?	✓	✓✓	✓✓✓	✓✓✓	✓ (unless access to low-cost software)
Is the speed of the mode of administration relatively fast?	✓	✓✓✓	✓✓✓	✓✓✓	✓✓✓
Is the cost of handling a dispersed sample relatively low?	✓ (✓✓ if clustered)	✓✓✓	✓✓✓	✓✓✓	✓✓✓
Does the researcher require little technical expertise for designing a questionnaire?	✓✓✓	✓✓✓	✓✓✓	✓✓	✓

Table 28.1

Continued

Issues to consider	Mode of survey administration				
	Face-to-face interview	Telephone interview	Postal questionnaire	Email	Web
Sampling-related issues					
Does the mode of administration tend to produce a good response rate?	✓✓✓	✓✓	✓	✓	✓
Is the researcher able to control who responds (i.e. the person at whom it is targeted is the person who answers)?	✓✓✓	✓✓✓	✓✓	✓✓	✓✓
Is the mode of administration accessible to all sample members?	✓✓✓	✓✓	✓✓✓	✓ (because of the need for respondents to be accessible online)	✓ (because of the need for respondents to be accessible online)
Questionnaire issues					
Is the mode of administration suitable for long questionnaires?	✓✓✓	✓✓	✓✓	✓✓	✓✓
Is the mode of administration suitable for complex questions?	✓✓✓	✓	✓✓	✓✓	✓✓
Is the mode of administration suitable for open questions?	✓✓✓	✓✓	✓	✓✓	✓✓
Is the mode of administration suitable for filter questions?	✓✓✓ (especially if CAPI used)	✓✓✓ (especially if CATI used)	✓	✓	✓✓✓ (if allows jumping)
Does the mode of administration allow control over the order questions are answered?	✓✓✓	✓✓✓	✓	✓	✓✓
Is the mode of administration suitable for sensitive questions?	✓	✓✓	✓✓✓	✓✓✓	✓✓✓
Is the mode of administration less likely to result in non-response to some questions?	✓✓✓	✓✓✓	✓✓	✓✓	✓✓
Does the mode of administration allow the use of visual aids?	✓✓✓	✓	✓✓✓	✓✓	✓✓✓
Answering context issues					
Does the mode of administration give respondents the opportunity to consult others for information?	✓✓	✓	✓✓✓	✓✓✓	✓✓✓
Does the mode of administration minimize the impact of interviewers' characteristics (gender, class, ethnicity)?	✓	✓✓	✓✓✓	✓✓✓	✓✓✓
Does the mode of administration minimize the impact of the social desirability effect?	✓	✓✓	✓✓✓	✓✓✓	✓✓✓
Does the mode of administration allow control over the intrusion of others in answering questions?	✓✓✓	✓✓	✓	✓	✓
Does the mode of administration minimize the need for respondent to have certain skills to answer questions?	✓✓✓	✓✓✓	✓✓	✓ (because of the need to have online skills)	✓ (because of the need to have online skills)
Does the mode of administration enable respondents to be probed?	✓✓✓	✓✓✓	✓	✓✓	✓
Does the mode of administration reduce the likelihood of data entry errors by the researcher?	✓	✓	✓✓	✓	✓✓✓

Notes: Number of ticks indicates the strength of the mode of administration of a questionnaire in relation to each issue. More ticks correspond to more advantages in relation to each issue. A single tick implies that the mode of administering a questionnaire does not fare well in terms of the issue in question. Three ticks implies that it does very well, but two ticks implies that it is acceptable. This table has been influenced by the author's own experiences and the following sources: Czaja and Blair (1996); Groves et al. (2004); Dillman et al. (2009); and www.geog.le.ac.uk/orm/questionnaires/quesads.htm (accessed 10 December 2010).

CAPI is computer-assisted personal interviewing; CATI is computer-assisted telephone interviewing.

Overview

Online surveys are clearly in their infancy, but they have considerable potential. There is evidence that having a Web survey or even an email option can boost response rates to postal questionnaires (Yun and Trumbo 2000). Several problems have been identified with Web and email surveys, but it is too early to dismiss them because methodologists are only beginning to get to grips with this approach to survey research and may gradually develop ways of overcoming the limitations that are being identified. Moreover, as we have pointed out, for certain kinds of populations and as more and more people and organizations go online, some of the sampling-related

problems will diminish. As Yun and Trumbo (2000) observe: 'the electronic-only survey is advisable when resources are limited and the target population suits an electronic survey.'

It is also worth making the obvious point that, when conducting an online survey, you should bear in mind the principles about sampling, interview design, and question construction that were presented in Chapters 8–11 in particular. While online surveys are distinctive in certain ways, they require the same rigorous considerations that go into the design of conventional surveys that are conducted by postal questionnaire or by personal or telephone interview.



Ethical considerations in Internet research

Conducting research by using the Internet as a method of data collection raises specific ethical issues that are only now starting to be widely discussed and debated. Some of these are related to the vast array of venues or environments in which these new forms of communication and possibilities for research occur, including Web logs (blogs), listservs or discussion groups, email, chatrooms, instant messaging, and newsgroups. The behaviour of Internet users is governed by 'netiquette', the conventions of politeness or definitions of acceptable behaviour that are recognized by online communities, as well as by service providers' acceptable use policies and by data protection legislation, and those contemplating using the Internet as a method of data collection should start by familiarizing themselves with these and by considering the general ethical principles discussed in Chapter 6. However, this section is concerned with the specific ethical issues raised by Internet research. One of the problems faced by social researchers wanting to use the Internet for data collection is that we are clearly in the middle of a huge growth in the amount of research being conducted in this way (M. Williams 2007). Not only is this trend creating the problem of over-researched populations who suffer from respondent fatigue; some of those involved in doing research with this new technology are not adhering to ethical principles. As a result, fatigue and suspicion are beginning to set in among prospective research participants, creating a less than ideal environment for future Internet researchers.

The Association of Internet Researchers recommends that researchers start by considering the ethical expectations established by the venue (www.aoir.org/reports/ethics.pdf (accessed 13 December 2010)). For instance, is there a posted site polity that notifies users that the site is public and specifies the limits to privacy? Or are there mechanisms that users can employ to indicate that their exchanges are private? The more the venue is acknowledged to be public, the less obligation there is on the researcher to protect the confidentiality and anonymity of individuals using the venue, or to seek their informed consent. For example, K. M. Clegg Smith (2004) discovered by chance a listserv on which General Practitioners in the NHS posted their views about organizational changes in the service. This listserv notified participants 'MEMBERS ARE ADVISED TO CONSIDER COMMENTS POSTED TO LISTX TO BE IN THE PUBLIC DOMAIN' (K. M. Clegg Smith 2004: 229; capitalization in original). A further issue is that there are often very large numbers of people involved in the submission of postings, and many of these will no longer be active participants, thus making it difficult if not impossible to seek informed consent. In the case of Smith's research, there were postings from over 500 participants, and the actual membership was in a state of constant change.

However, the distinction between public and private space on the Internet is blurred and contested. Hewson et al. (2003) suggest that data that have been deliberately and voluntarily made available in the public Internet domain, such as newsgroups, can be used by researchers without the need for informed consent,

provided anonymity of individuals is protected. In the course of her research on websites for female sex workers and their male clients, Sanders (2005) acted as a 'lurker', whereby she observed the activity on message boards without revealing her identity as a researcher. In terms of the four categories of studies of online interaction, hers can be classified as 'Type 1. Study of online interaction only with no participation'. She did not reveal her identity, because she did not want to influence participants' behaviour and did not want to trigger hostility that might have adversely affected her research.

A further ethical issue relates to the principle of protecting research participants from harm (see Chapter 6) and the related issues of individual anonymity and confidentiality. Stewart and Williams (2005) suggest that complete protection anonymity is almost impossible in Internet research, since, in computer-mediated communication, information about the origin of a computer-generated message, revealed for instance in the header, is very difficult to remove. It is also more difficult to guarantee confidentiality, because the data are often accessible to other participants. In a similar vein,

DeLorme et al. (2001) suggest that the Internet raises particular ethical concerns for qualitative researchers that arise from the difficulty of knowing who has access to information. For example, a message posted on an Internet discussion group can be accessed by anyone who has a computer and an Internet connection. In addition, some Internet environments enable 'lurkers'—people who listen to what is going on without making themselves identifiable. This makes it difficult for researchers to protect the confidentiality of data that they collect, since others can identify identities even if the researcher conceals them.

However, the debates about the ethics of Internet research and the development of guidelines for researchers are ongoing, and, even though traditional ethical guidelines may need to be revised to reflect the ethical issues raised by Internet research, researchers should continue to be guided by the ethical principles discussed in Chapter 6. For a helpful overview of ethical issues in e-research, see:

www.geog.le.ac.uk/orm/ethics/ethcontents.htm (accessed 13 December 2010).



Student experience

The ethics of Internet research

As noted in a Student experience box earlier in this chapter, Isabella Robbins used Internet message boards to gain additional data on mothers whose children had not been vaccinated. She was concerned about the ethics of using these media, and this is how she dealt with the issues.

In terms of the ethics of using data from the Internet, I would argue that the Internet is in the realm of the public sphere. I decided that I did not want to contact the women on the message board, because I considered this forum did provide these women with a useful forum in which to debate difficult issues. I considered it unethical to break into that forum. I don't consider that what I was doing was covert. The message board had very visual reminders that the message board is a public space, warning women not to use names, addresses, and phone numbers (although some did). I did contact the press office of the message board, and they referred me to their terms and conditions of using the message board. This acknowledged that it is a public space, and that people using it take responsibility for that. They did not object to me using this data. I told them what I intended to do with it, and that the message board and data would be anonymised.



To read more about Isabella's research experiences, go to the Online Resource Centre that accompanies this book at: www.oxfordtextbooks.co.uk/orc/brymansrm4e/



The state of e-research

It should be apparent from the discussion above that, at least from a methodological viewpoint, e-research is very much a work in progress. New approaches are being developed, new fields of study are being envisioned, and the platforms for conducting research via software and the Internet are changing. The ethical terrain is changing too, and it is likely that some of the practices that were in evidence in the early years of e-research would be less likely to be acceptable now. Arriving at definitive statements about the various components of e-research is difficult because it is in fact an assemblage of research

methods and approaches, each of which is developing in significantly different ways. The growing awareness of the interpenetration of online and offline worlds compounds the complexity of the issues. However, as I hope is clear from the presentation in this chapter, e-research offers huge opportunities for researchers both as a focus for research and as a springboard for doing research. At the same time, a prospective user of e-research has to be aware that, although many methodological conventions have been developed, it is also a fast-developing area of research methodology.



Key points

- The growth in the use of the Internet offers significant opportunities for social researchers in allowing them access to a large and growing body of people.
- Many research methods covered elsewhere in this book can be adapted to online investigations.
- There is a distinction between research that uses websites as objects of analysis and research that uses the Internet to collect data from others.
- Online surveys may be of two major types: Web surveys and email surveys.
- Most of the same considerations that go into designing research that is not online apply to e-research.
- Both quantitative and qualitative research can be adapted to e-research.



Questions for review

The Internet as object of analysis

- In what ways might the analysis of websites pose particular difficulties that are less likely to be encountered in the analysis of non-electronic documents?

Using the Internet to collect data from individuals

- What are the chief ways of collecting data from individuals using the World Wide Web and online communications?
- What advantages do they have over traditional research methods for collecting such data?
- What disadvantages do they have in comparison to traditional research methods for collecting such data?
- What is the difference between Web-based and communication-based research methods?

Online ethnography

- How does ethnography need to be adapted in order to collect data on the use of the Internet?
- Are ethnographies of the Internet really ethnographic?

Qualitative research using online focus groups

- What is the significance of the distinction between synchronous and asynchronous focus groups?
- How different is the role of the moderator in online, as against face-to-face, focus groups?

Qualitative research using online personal interviews

- Can online personal interviews really be personal interviews?
- To what extent does the absence of direct contact mean that the online interview cannot be a true interview?

Online social surveys

- What is the significance of the distinction between email and Web surveys?
- Are there any special circumstances in which embedded email questionnaires will be more likely to be effective than attached questionnaires?
- Do sampling problems render online social surveys too problematic to warrant serious consideration?
- Are response rates in online surveys worse or better than in traditional surveys?

Ethical considerations in Internet research

- What ethical issues are raised by using the Internet as a method of data collection?

**Online Resource Centre**

www.oxfordtextbooks.co.uk/orc/brymansrm4e/


Visit the Online Resource Centre that accompanies this book to enrich your understanding of e-research. Consult web links, test yourself using multiple choice questions, and gain further guidance and inspiration from the Student Researcher's Toolkit.

29

Writing up social research

Chapter outline

Introduction	684
Writing up your research	685
Start early	685
Be persuasive	685
Get feedback	686
Avoid sexist, racist, and disablist language	686
Structure your writing	686
Writing up quantitative, qualitative, and mixed methods research	692
Writing up quantitative research	692
Writing up qualitative research	695
Writing up mixed methods research	699
Academic writing	704
<i>Checklist</i>	706
<i>Key points</i>	707
<i>Questions for review</i>	707





Chapter guide

It is easy to forget that one of the main stages in any research project, regardless of its size, is that it has to be written up. Not only is this how you will convey your findings, but being aware of the significance of writing is crucial, because your audience must be persuaded about the credibility and importance of your research. This chapter presents some of the characteristics of the writing-up of social research. The chapter explores:

- why writing, and especially good writing, is important to social research;
- using examples, how quantitative, qualitative, and mixed methods research are written up;
- the expectations and conventions of writing for academic audiences.

Introduction

The aim of this chapter is to examine some of the strategies that are employed in writing up social research. Initially, we will explore the question of whether quantitative and qualitative research reveal divergent approaches. As we will see, the similarities are frequently more striking and apparent than the differences. However, the main point of this chapter is to extract some principles of good practice that can be developed and incorporated into your own writing. This is an important issue, since many people find writing up research more difficult than carrying it out. On the other hand, many people treat the writing-up stage as relatively unproblematic. But, no matter how well research is conducted, others (that is, your readers) have to be convinced

about the credibility of the knowledge claims you are making. Good writing is, therefore, very much to do with developing your style so that it is *persuasive* and *convincing*. Flat, lifeless, uncertain writing does not have the power to persuade and convince. It is useful to examine the **rhetorical** strategies that social researchers use in order to convince readers of the value of their work when writing up their findings (see Key concept 29.1 on rhetoric).

This chapter will review some of the ways in which social research is written up in order to provide some basic ideas about structuring your own written work if you have to produce something like a dissertation.



Key concept 29.1 What is rhetoric?

The study of rhetoric is fundamentally concerned with the ways in which attempts to convince or persuade an audience are formulated. We often encounter the term in a negative context, such as 'mere rhetoric' or the opposition of 'rhetoric and reality'. However, rhetoric is an essential ingredient of writing, because when we write our aim is to convince others about the credibility of our knowledge claims. To suggest that rhetoric should somehow be suppressed makes little sense, since it is in fact a basic feature of writing. The examination of rhetorical strategies in written texts based on social research is concerned with the identification of the techniques in those texts that are designed to convince and persuade.



Writing up your research

It is easy to neglect the writing stage of your work because of the difficulties that you often encounter in getting your research under way. But—obvious though this point is—your dissertation has to be written. Your findings must be conveyed to an audience, something that all of us who carry out research have to face. The first bit of advice is . . .

Start early

It is easy to take the view that the writing-up of your research findings is something that you can think about after you have collected and analysed your data. There is, of course, a grain of truth in this view, in that you could hardly write up your findings until you know what they are, which is something that you can know only once you have gathered and analysed your data. However, there are good reasons for beginning writing early on, since you might want to start thinking about such issues as

how best to present and justify the research questions that are driving your research or how to structure the theoretical and research literature that will have been used to frame your research questions. Students often tend to underestimate the time that it will take to write up their research, so it is a good idea to allow plenty of time for this, especially if you are expecting your supervisor to read and comment on an early draft, since you will need to allow him or her a reasonable amount of time for this. A further reason why it is advisable to begin writing earlier rather than later is an entirely practical one: many people find it difficult to get started and employ (probably unwittingly) procrastination strategies to put off the inevitable. This tendency can result in the writing being left until the last minute and consequently rushed. Writing under this kind of pressure is not ideal. How you represent your findings and conclusions is a crucial stage in the research process. If you do not provide a convincing account of your research, you will not do justice to it.



Student experience Writing up is difficult

Several of the students mentioned that they found writing up difficult. Gareth Matthews comments that he 'found this stage the most difficult'. Isabella Robbins admits that writing the chapters presenting her findings was 'the most difficult task of the Ph.D. process'. Having enough time for writing up is a common refrain in their questionnaires. Sarah Hanson's advice is:

The only problem with a writing project of this size is time. As it is always against you, start early, and be organized, do one thing at a time. Work chronologically. Lecturers and markers like to see that you have gone on a journey of exploration into an interesting world and at the end have come out with something worthwhile that has changed your thinking and will hopefully challenge theirs.



To read more about Gareth's, Isabella's, and Sarah's research experiences, go to the Online Resource Centre that accompanies this book at: www.oxfordtextbooks.co.uk/orc/brymansrm4e/

Be persuasive

This point is crucial. Writing up your research is not simply a matter of reporting your findings and drawing some conclusions. Writing up your research will contain

many other features, such as referring to the literature on which you drew, explaining how you did your research, and outlining how you conducted your analysis. But above all, you must be *persuasive*. This means that you must convince your readers of the credibility of your

conclusions. Simply saying ‘this is what I found; isn’t it interesting’ is not enough. You must persuade your readers that your findings and conclusion are significant and that they are plausible.

Get feedback

Try to get as much feedback on your writing as possible and respond positively to the points anyone makes about what they read. Your supervisor is likely to be the main source of feedback, but institutions vary in what supervisors are allowed to comment on. Provide your supervisor with drafts of your work to the fullest extent that regulations will allow. Give him or her plenty of time to provide feedback. There will be others like you who will want your supervisor to comment on their work, and, if he or

she feels rushed, the comments may be less helpful. Also, you could ask others on the same degree programme to read your drafts and comment on them. They may ask you to do the same. Their comments may be very useful, but, by and large, your supervisor’s comments are the main ones you should seek out.

Avoid sexist, racist, and disablist language

Remember that your writing should be free of sexist, racist, and disablist language. The British Sociological Association provides very good general and specific advice about this issue, which can be found at: www.britisoc.co.uk/equality (accessed 28 January 2011).



Tips and skills

Non-sexist writing

One of the biggest problems (but by no means the only one) when trying to write in a non-sexist way is avoiding complex his/her formulations. The easiest way of dealing with this is to write in the plural in such circumstances. Consider, for example: ‘I wanted to give each respondent the opportunity to complete the questionnaire in his or her own time and in a location that was convenient for him or her.’ This is a rather tortuous sentence and, although grammatically correct, it could be phrased more helpfully as: ‘I wanted to give respondents the opportunity to complete their questionnaires in their own time and in a location that was convenient for them.’

Structure your writing

It may be that you have to write a dissertation of around 10,000–15,000 words for your degree. How might it be structured? The following is typical of the structure of a dissertation.

Title page

You should examine your institution’s rules about what should be entered here.

Acknowledgements

You might want to acknowledge the help of various people, such as gatekeepers who gave you access to an organization, people who have read your drafts and provided you with feedback, or your supervisor for his or her advice.

List of contents

Your institution may have recommendations or prescriptions about the form this should take.

An abstract

A brief summary of your dissertation. Not all institutions require this component, so check on whether it is required. Journal articles usually have abstracts, so you can draw on these for guidance on how to approach this task.

Introduction

The following are some points to consider when writing an introduction.

- You should explain what you are writing about and why it is important. Saying simply that it interests you

because of a long-standing personal interest is not enough.

- You might indicate in general terms the theoretical approach or perspective you will be using and why.
- You should also at this point outline your research questions. In the case of dissertations based on qualitative research, it is likely that your research questions will be rather more open-ended than is the case with quantitative research. But do try to identify some research questions. A totally open-ended research focus is risky and can lead to the collection of too much data, and, when it comes to writing up, it can result in a lack of focus.
- The opening sentence or sentences are often the most difficult of all. Becker (1986) advises strongly against opening sentences that he describes as ‘vacuous’ and ‘evasive’. He gives the example of ‘This study deals with the problem of careers’, and adds that this kind of sentence employs ‘a typically evasive manoeuvre, pointing to something without saying anything, or anything much, about it. *What about careers?*’ (Becker 1986: 51). He suggests that such evasiveness often occurs because of concerns about giving away the plot. In fact, he argues, it is much better to give readers a quick and clear indication of what is going to be meted out to them and where it is going.

Literature review

See Chapter 4 for more detailed advice on how to go about writing this chapter of your dissertation. Research questions are often outlined here rather than in the Introduction.

Research methods

The term ‘research methods’ is meant here as a kind of catch-all for several issues that need to be outlined: your research design; your sampling approach; how access was achieved if relevant; the procedures you used (such as, if you sent out a postal questionnaire, did you follow up non-respondents); the nature of your questionnaire, interview schedule, participant observation role, observation schedule, coding frame, or whatever (these will usually appear in an appendix, but you should comment on such things as your style of questioning or observation and why you asked the things you did); problems of non-response; note taking; issues of ongoing access and cooperation; coding matters; and how you proceeded with your analysis. When discussing each of these issues, you should describe and defend the choices that you made, such as why you used a postal questionnaire rather than a structured interview approach, or why you focused upon that particular population for sampling purposes.



Tips and skills

The importance of an argument

In my experience, one of the things that students find most difficult about writing up their research is the formulation of an argument. The writing-up of research should be organized around an argument that links all aspects of the research process from problem formulation, through literature review and the presentation of research methods, to the discussion and conclusion. Too often, students make a series of points without asking what the contribution of those points is to the overall argument that they are trying to present. Consider what your claim to knowledge is and try to organize your writing to support and enhance it. That will be your argument. Sometimes it is useful to think in terms of seeking to tell a story about your research and your findings. Try to avoid tangents and irrelevant material that may mean that your readers will lose the thread of your argument. If you are not able to supply a clear argument, you are very vulnerable to the ‘so what?’ question. Ask yourself: ‘What is the key point or message that I want my readers to take away with them when they have finished reading my work?’ If you cannot answer that simple question satisfactorily (and it may be worth trying it out on others), almost certainly you do not have an argument. The argument is a thread that runs through your dissertation (see Figure 29.1 for an illustration of this).

Figure 29.1

The role of an argument in a dissertation

Dissertation chapter	Commonly used phrases in formulating an argument
Introduction	<p>This dissertation is concerned with . . .</p> <p>This dissertation will explore/examine . . .</p> <p>There has been a growth of interest in X to which this dissertation will make a contribution.</p> <p>The growing adoption of . . . has attracted a lot of interest in the mass media but there is a dearth of research into its actual use.</p>
Literature review	<p>X has attracted a great deal of interest in recent years. In particular, [name1 year] has argued/suggested/noted . . .</p> <p>According to [name2 year] the concept of Y can be usefully employed to illuminate X because . . .</p> <p>Recent research on X has shown that . . .</p> <p>. . . although the findings are somewhat inconsistent.</p> <p>Therefore, much of the existing research suggests . . .</p> <p>By contrast, [name3 year] found/argued/ suggested . . .</p> <p>One area of controversy in the literature about X revolves around the question of . . .</p> <p>In this dissertation, I will build on [name3]’s suggestion that . . .</p> <p>In exploring this issue, the following research questions are proposed: . . .</p>
Research methods	<p>Research method1 was employed to answer the research questions because/in order to . . .</p> <p>The sampling approach entailed a purposive sampling approach because . . .</p> <p>A The research followed [name3]’s approach to studying X by . . .</p> <p>Questionnaires were administered by postal mail in order to . . .</p> <p>R A mixed methods approach was taken so that it would be possible to . . .</p>
Results/ findings	<p>In exploring the research questions, three main themes were identified . . .</p> <p>G The findings suggest that . . .</p> <p>Interviewees differed in their perspectives on X in two key respects . . .</p> <p>As Table 7 shows, women were more likely than men to . . .</p> <p>U No statistically significant relationship between variable4 and variable15 was uncovered (see Table 4) which suggests that . . .</p> <p>This theme is exemplified by Interviewee23’s comment that . . .</p> <p>M By contrast, Interviewee12 pointed out that . . .</p>
Discussion	<p>The aim of this study was to . . .</p> <p>E The findings reported in Table 4 failed to provide empirical support for Hypothesis 2 in that . . .</p> <p>The thematic analysis strongly suggests that the concept of Y is very significant for an understanding of . . .</p> <p>N The findings provide clear evidence that [name2]’s concept of Y can be usefully employed to extend our understanding of X because . . .</p> <p>Overall, these findings confirm/fail to provide support for the suggestion that . . .</p> <p>T Four main themes relating to the research questions emerged. These themes have implications for the investigation of X . . .</p> <p>The themes derived from the semi-structured interviews helped to explain the correlation between variable4 and variable9 by suggesting that . . .</p>
Conclusion	<p>In conclusion, these findings suggest that [name2]’s concept of Y can provide a useful springboard for the investigation of X because . . .</p> <p>A key finding of this research for [name2]’s Z theory is that . . .</p> <p>The failure to confirm Hypothesis 2 implies that [name3]’s concept of Y is of questionable utility, since it would be expected that . . .</p> <p>The concepts that have been used to research X have been shown to be of some utility but the results are somewhat mixed in that . . .</p> <p>Through this research it has been demonstrated that . . .</p> <p>The main contribution(s) of this research is (are) . . .</p> <p>Taking a mixed methods approach proved beneficial because . . .</p> <p>The implications of these findings for the study of X are that . . .</p> <p>In conclusion, it is proposed that future research should concentrate on/not rely so much on . . .</p> <p>On the basis of the findings generated by this study, it is concluded that . . .</p> <p>One limitation of this study is that . . .</p>

X refers to a topic or area (e.g. mobile phones, recycling)

Y refers to a concept (e.g. cultural capital, quasi-subject)

Z refers to a theory (e.g. actor network theory, risk society)

Results

In this chapter you present the bulk of your findings. If you intend to have a separate Discussion chapter, it is likely that the results will be presented with little commentary in terms of the literature or the implications of your findings. If there will be no Discussion chapter, you will need to provide some reflections on the significance of your findings for your research questions and for the literature. Bear these points in mind.

- Whichever approach you take, remember not to include *all* your results. You should present and discuss only those findings that relate to your research questions. This requirement may mean a rather painful process of leaving out many findings, but it is necessary, so that the thread of your argument is not lost (see Tips and skills ‘The importance of an argument’ for more on the significance of having a good argument).
- Your writing should point to particularly salient aspects of the tables, graphs, or other forms of analysis you present. Do not just summarize what a table shows; you should direct the reader to the component or components of it that are especially striking from the point of view of your research questions. Try to ask yourself what story you want the table to convey and try to relay that story to your readers.
- Another sin to be avoided is simply presenting a graph or table or a section of the transcript of a semi-structured interview or focus group session without any comment whatsoever, because the reader is left wondering why you think the finding is important.
- When reporting quantitative findings, it is quite a good idea to vary wherever possible the method of presenting results—for example, provide a mixture of diagrams and tables. However, you must remember the lessons of Chapter 15 concerning the methods of analysis that are appropriate to different types of variable.
- A particular problem that can arise with qualitative research is that students find it difficult to leave out large parts of their data. As one experienced qualitative researcher has put it: ‘The major problem we face in qualitative inquiry is not to get data, but to get rid of it!’ (Wolcott 1990a: 18). He goes on to say that the ‘critical task in qualitative research is not to accumulate all the data you can, but to “can” [i.e. get rid of] most of the data you accumulate’ (Wolcott 1990a: 35). You simply have to recognize that much of the rich data you accumulate will have to be jettisoned. If you do not do this, any sense of an argument in your work is likely to be lost. There is also the risk that your account of your findings will appear too descriptive and lack an analytical edge. This is why it is important to use research questions as a focus and to orient the presentation of your findings to them. It is also important to keep in mind the theoretical ideas and the literature that have framed your work. The theory and literature that have influenced your thinking will also have shaped your research questions.
- If you are writing a thesis—for example, for an M.Phil. or Ph.D. degree—it is likely that you will have more than one and possibly several chapters in which you present your results. Cryer (1996) recommends showing at the beginning of each chapter the particular issues that are being examined in the chapter. You should indicate which research question or questions are being addressed in the chapter and provide some signposts about what will be included in the chapter. In the conclusion of the chapter, you should make clear what your results have shown and draw out any links that might be made with the next results chapter.



Student experience

Do not try to write up everything

You will not be able to write up everything that you have found. Sophie Mason recognized this. She writes:

The great quantity of data meant that I had to use my own judgement as to what data was the most relevant to the aims of the research. I also had to be careful to use visual aids when using complicated statistics to emphasize the importance of the results.

Rebecca Barnes writes:

Because so many important and interesting issues have emerged in the analysis of my data, I have had to be selective; I have chosen to do justice to a smaller number of themes, rather than resorting to superficial coverage of a larger number of themes.



To read more about Sophie’s and Rebecca’s research experiences, go to the Online Resource Centre that accompanies this book at: www.oxfordtextbooks.co.uk/orc/brymansrm4e/



Student experience

The importance of research questions, theory, and the literature in writing up findings

Several students mentioned how important it was for them to keep in mind their research questions and the theory and literature that were driving their research while writing up. For one thing, they help the student to decide which findings to include or to emphasize when writing up. Rebecca Barnes writes:

I chose to have three chapters of my thesis that reported my findings, and I chose the themes that I would include in each of these chapters. These were not, however, set in stone, and have changed in a number of respects from when I first started to plan the writing-up. Each of these chapters addresses one of my main research questions or aims.

Erin Sanders writes:

First I wrote down the main points and ideas I wanted to get across—and how my findings related to [my] research question.'

Hannah Creane's writing-up of her findings was geared to her research questions.

I grouped together questions and responses that concerned similar aspects within the childhood debate and formed three main chapters: What makes a child a child?; Childhood past times; and The child today. Within these chapters I interwove themes that emerged from the data and seemed to be present in most responses.

For Gareth Matthews the theoretical debates about the labour process were crucial:

This has allowed me to frame my thesis theoretically, and to lay the foundations for a discussion of my empirical findings.



To read more about Rebecca's, Erin's, Hannah's, and Gareth's research experiences, go to the Online Resource Centre that accompanies this book at: www.oxfordtextbooks.co.uk/orc/brymansrm4e/

Discussion

In the Discussion, you reflect on the implications of your findings for the research questions that have driven your research. In other words, how do your results illuminate your research questions? If you have specified hypotheses, the discussion will revolve around whether the hypotheses have been confirmed or not, and, if not, you might speculate about some possible reasons for and the implications of their refutation.

Conclusion

The main points here are as follows.

- A Conclusion is not the same as a summary. However, it is frequently useful to bring out in the opening paragraph of the Conclusion your argument thus far. This will mean relating your findings and your discussion of them to your research questions. Thus, your brief summary should be a means of hammering home to your readers the significance of what you have done.
- You should make clear the implications of your findings for your research questions.
- You might suggest some ways in which your findings have implications for theories relating to your area of interest.
- You might draw attention to any limitations of your research with the benefit of hindsight, but it is probably best not to overdo this element and provide examiners with too much ammunition that might be used against you!
- It is often valuable to propose areas of further research that are suggested by your findings.
- Two things to avoid are engaging in speculations that take you too far away from your data, or that cannot be substantiated by the data, and introducing issues or ideas that have not previously been brought up.

Appendices

In your appendices you might want to include such things as your questionnaire, coding frame, or observation schedule, letters sent to sample members, and letters sent to and received from gatekeepers where the cooperation of an organization was required.

References

Include here all references cited in the text. For the format of the References section you should follow whichever one is prescribed by your department. Nowadays,

the format is usually a variation of the Harvard method, such as the one employed for this book.

Finally

Remember to fulfil any obligations you entered into, such as supplying a copy of your dissertation, if, for example, your access to an organization was predicated on providing one, and maintaining the confidentiality of information supplied and the anonymity of your informants and other research participants.



Student experience

Structure of the dissertation or thesis

Some of the students wrote up their work with a similar structure to the one that has been outlined in this section. Sophie Mason writes:

The research project was written in various stages and split into several different sections; these were as follows: Introduction and Aims, Literature Review, Research Design and Data Gathering, Data Analysis and Research Findings, Conclusions and Recommendations, Appendix and Bibliography.

Erin Sanders writes:

I wrote it in order, introduction, literature review, research design, findings, discussion, and conclusion. I took each section as if it were an essay in and of itself, and attempted to break it down into chunks so as not to get lost in a long document.



To read more about Sophie's and Erin's research experiences, go to the Online Resource Centre that accompanies this book at: www.oxfordtextbooks.co.uk/orc/brymansrm4e/



Tips and skills

Proof reading your dissertation

Before submitting your dissertation, make sure that it is spell-checked and check it for grammatical and punctuation errors. There are many useful guides and handbooks that can be used for this purpose. It may also be useful to ask someone else, such as a friend or family member, to proof read your work in case there are errors that you have missed. As well as being an important presentational issue, this will affect the ease with which your written work can be read and understood. It therefore has the potential to affect the quality of your dissertation significantly.



Writing up quantitative, qualitative, and mixed methods research

In the next three sections, research-based articles that have been published in journals are examined to detect some helpful features. One is based on quantitative research, one on qualitative research, and another on mixed methods research. The presentation of the quantitative and the qualitative research articles raises the question of whether practitioners of the two research strategies employ different writing approaches. It is sometimes suggested that they do, though, when I compared two articles based on research in the sociology of work, I found that the differences were less pronounced than I had anticipated on the basis of reading the literature on the topic (Bryman 1998). One difference that I have noticed is that, in journals, quantitative researchers often give more detailed accounts of their research design, research methods, and approaches to analysis than qualitative researchers. This is surprising, because, in books reporting their research, qualitative researchers provide detailed accounts of these areas. Indeed, the chapters in Part Three of this book rely heavily on these accounts. Wolcott (1990a: 27) has also noticed this tendency: 'Our [qualitative researchers'] failure to render full and complete disclosure about our data-gathering procedures give our methodologically oriented colleagues fits. And rightly so, especially for those among them willing to accept our contributions if we would only provide more careful data about our data.' Being informed that a study was based on a year's participant observation or a number of semi-structured interviews is not enough to gain an acceptance of the claims to credibility that a writer might be wishing to convey.

However, this point aside, in the discussion that follows, although one article based on quantitative research and one based on qualitative research will be examined, we should not be too surprised if they turn out to be more similar than might have been expected. In other words, although we might have expected clear differences between the two in terms of their approaches to writing, the similarities are more noticeable than the differences.

In addition to looking at examples of writing in quantitative and qualitative research, I will examine the matter of how mixed methods research can be written up and explore some guidelines that are being proffered by practitioners. The approach to dealing with the mixed methods research article is slightly different from the

other two in that I will begin with some general suggestions for writing up mixed methods research, as this is an area that has not been given a great deal of attention.

Writing up quantitative research

To illustrate some of the characteristics of the way quantitative research is written up for academic journals, I will take the article by Kelley and De Graaf (1997) that was referred to on several occasions in Chapters 2, 3, 7, and 14 (see especially Research in focus 2.4 and 7.3). I am not suggesting that this article is somehow exemplary or representative, but rather that it exhibits some features that are often regarded as desirable qualities in terms of presentation and structure. The article is based on a secondary analysis of survey data on religion in fifteen nations and was accepted for publication in one of the most prestigious journals in sociology—the *American Sociological Review*, which is the official journal of the American Sociological Association. The vast majority of published articles in academic journals entail the blind refereeing of articles submitted. This means that an article will be read by two or three peers, who comment on the article and give the editors a judgement about its merits and hence whether it is worthy of publication. Most articles submitted are rejected. With highly prestigious journals, it is common for in excess of 90 per cent of articles to be rejected. It is unusual for an article to be accepted on its first submission. Usually, the referees will suggest areas that need revising and the author (or authors) is expected to respond to that feedback. Revised versions of articles are usually sent back to the referees for further comment, and this process may result in the author having to revise the draft yet again. It may even result in rejection. Therefore, an article like Kelley and De Graaf's is not just the culmination of a research process, but is also the outcome of a feedback process. The fact that it has been accepted for publication, when many others have been rejected, testifies to its merits as having met the standards of the journal. That is not to say it is perfect, but the refereeing process is an indication that it does possess certain crucial qualities.

Structure

The article has the following components, aside from the abstract:

1. introduction;
2. theory;
3. data;
4. measurement;
5. methods and models;
6. results;
7. conclusion.

Introduction

Right at the beginning of the introduction, the opening four sentences attempt to grab our attention, to give a clear indication of where the article's focus lies, and to provide an indication of the probable significance of the findings. This is what the authors write:

Religion remains a central element of modern life, shaping people's world-views, moral standards, family lives, and in many nations, their politics. But in many Western nations, modernization and secularization may be eroding Christian beliefs, with profound consequences that have intrigued sociologists since Durkheim. Yet this much touted secularization may be overstated—certainly it varies widely among nations and is absent in the United States (Benson, Donahue, and Erickson 1989: 154–7; Felling, Peters, and Schreuder 1991; Firebaugh and Harley 1991; Stark and Iannaccone 1994). We explore the degree to which religious beliefs are passed on from generation to generation in different nations. (Kelley and De Graaf 1997: 639)

This is an impressive start, because, in just over 100 words, the authors set out what the article is about and its significance. Let us look at what each sentence achieves.

- The first sentence locates the article's research focus as addressing an important aspect of modern society that touches on many people's lives.
- The second sentence notes that there is variety among Western nations in the importance of religion and that the variations may have 'profound consequences'. But this sentence does more than the first sentence: it also suggests that this is an area that has been of interest to sociologists. To support this point, one of sociology's most venerated figures—Émile Durkheim—is mentioned.
- The third sentence suggests that there is a problem with the notion of secularization, which has been a research focus for many sociologists of religion. Several fairly recent articles are cited to support the

authors' contention that there is a possibility that secularization is being exaggerated by some commentators. In this sentence, the authors are moving towards a rationale for their article that is more in terms of sociological concerns than pointing to social changes, which are the main concern of the two opening sentences.

- Then in the fourth sentence the authors set up their specific contribution to this area—the exploration of the passing-on of religious beliefs between generations.

So, by the end of four sentences, the contribution that the article is claiming to make to our understanding of religion in modern society has been outlined and situated within an established literature on the topic. This is quite a powerful start to the article, because the reader knows what the article is about and the particular case the authors are making for their contribution to the literature on the subject.

Theory

In this section, existing ideas and research on the topic of religious socialization are presented. The authors point to the impact of parents and other people on children's religious beliefs, but then assert that 'a person's religious environment is also shaped by factors other than their own and their parents' religious beliefs, and hence is a potential cause of those beliefs . . .' (Kelley and De Graaf 1997: 641). This suggestion is then justified, which prompts the authors to argue that 'prominent among these "unchosen" aspects of one's religious environment is birthplace' (1997: 641). Kelley and De Graaf's ruminations on this issue lead them to propose the first of three hypotheses, which is presented in Research in focus 2.4. This hypothesis stipulates that contextual factors have an impact on religious beliefs. This leads the authors to suggest in two related hypotheses that, in predominantly secular societies, family background will have a greater impact on a person's religious beliefs than in predominantly devout societies, because in the former parents and other family members are more likely to seek to isolate children from secular influences. However, in devout societies this insulation process is less necessary and the influence of national factors will be greater. Thus, we end up with very clear research questions, which have been arrived at by reflecting on existing ideas and research in this area.

Data

In this section, the authors outline the data they drew on for their research. This exposition entails a general

outline of the data sets. The quotation on page 314 is taken from this commentary. The sampling procedures are outlined along with sample sizes and response rates.

Measurement

In this section, Kelley and De Graaf explain how the main concepts in their research were measured. The concepts were: *religious belief* (the questionnaire items used are in Research in focus 7.3); *parents' church attendance*; *secular and religious nations* (that is, the scoring procedure for indicating the degree to which a nation was religious or secular in orientation on a five-point scale); *other contextual characteristics of nations* (for example, whether a former Communist nation or not); and *individual characteristics* (for example, age and gender).

Methods and models

This is a very technical section, which outlines the different ways in which the relationships between the variables might be conceptualized and the implications of using different multivariate analysis approaches for the ensuing findings.

Results

The authors provide a general description of their findings and then consider whether the hypotheses are supported. In fact, it turns out the hypotheses are supported. The significance of other contextual characteristics of nations and individual differences are separately explored.

Conclusion

In this final section, Kelley and De Graaf return to the issues that have been driving their investigation. These are the issues they had presented in the Introduction and Theory sections. They begin the section with a strong statement of their findings: 'The religious environment of a nation has a major impact on the beliefs of its citizens: People living in religious nations acquire, in proportion to the orthodoxy of their fellow citizens, more orthodox beliefs than those living in secular nations' (Kelley and De Graaf 1997: 654). They then reflect on the implications of the confirmation of their hypotheses for our understanding of the process of religious socialization and religious beliefs. They also address the implications of their findings for certain theories about religious

beliefs in modern society, which were outlined in their Theory section:

Our results also speak to the long-running debate about US exceptionalism (Warner 1993): They support the view that the United States is unusually religious. . . . Our results do not support Stark and Iannaccone's (1994) 'supply-side' analysis of differences between nations which argues that nations with religious monopolies have substantial unmet religious needs, while churches in religiously competitive nations like the United States do a better job of meeting diverse religious needs. (Kelley and De Graaf 1997: 655)

The final paragraph spells out some inferences about the ways in which social changes have an impact on levels of religious belief in a nation. The authors suggest that factors such as modernization and the growth of education depress levels of religious belief and that their impact tends to result in a precipitous rather than a gradual fall in levels of religiosity. In their final three sentences, they go on to write about societies undergoing such change:

The offspring of devout families mostly remain devout, but the offspring of more secular families now strongly tend to be secular. A self-reinforcing spiral of secularization then sets in, shifting the nation's average religiosity ever further away from orthodoxy. So after generations of stability, religious belief declines abruptly in the course of a few generations to the modest levels seen in many Western nations. (Kelley and De Graaf 1997: 656)

It might be argued that these reflections are somewhat risky, because the data from which the authors derive their findings are cross-sectional in research design terms rather than longitudinal. They are clearly extrapolating from their scoring of the fifteen nations in terms of levels of modernization to the impact of social changes on national levels of religiosity. However, these final sentences make for a strong conclusion, which itself might form a springboard for further research.

Lessons

What lessons can be learned from Kelley and De Graaf's article? To some extent, these have been alluded to in

the course of the above exposition, but they are worth spelling out.

- There is a clear attempt to grab the reader's attention with strong opening statements, which also act as signposts to what the article is about.
- The authors spell out clearly the rationale of their research. This entails pointing to the continued significance of religion in many societies and to the literature on religious beliefs and secularization.
- The research questions are spelled out in a very specific way. In fact, the authors present hypotheses that are a highly specific form of research question. As noted in Chapter 7, by no means all quantitative research is driven by hypotheses, even though outlines of the nature of quantitative research often imply that it is. Nonetheless, Kelley and De Graaf chose to frame their research questions in this form.
- The nature of the data, the measurement of concepts, the sampling, the research methods employed and the approaches to the analysis of the data are clearly and explicitly summarized in sections 3, 4, and 5.
- The presentation of the findings in section 6 is oriented very specifically to the research questions that drive the research.
- The conclusion returns to the research questions and spells out the implications of the findings for them and for the theories examined in section 2. This is an important element. It is easy to forget that you should think of the research process as closing a circle in which you must return unambiguously to your research questions. There is no point inserting extraneous findings if they do not illuminate your research questions. Digressions of this kind can be confusing to readers, who might be inclined to wonder about the significance of the extraneous findings.

We also see that there is a clear sequential process moving from the formulation of the research questions through the exposition of the nature of the data and the presentation of the findings to the conclusions. Each stage is linked to and follows on from its predecessor. The structure used by Kelley and De Graaf is based on a common one employed in the writing-up of quantitative research for academic journals in the social sciences. Sometimes there is a separate Discussion section that appears between the Results and the Conclusion. Another variation is that issues of measurement and analysis appear in the same section as the one dealing with research methods, but perhaps with distinct subheadings.

Writing up qualitative research

Now we will look at an example of a journal article based on qualitative research. Again, I am not suggesting that the article is exemplary or representative, but that it exhibits some features that are often regarded as desirable qualities in terms of presentation and structure. The article is one that has been referred to in previous chapters, in particular Chapter 1 (see especially Table 1.1): a study of retired senior managers by Jones et al. (2010). The study is based on semi-structured interviews and was published in *Sociology*, a leading British journal published on behalf of the British Sociological Association.

Structure

The structure runs as follows:

1. introduction;
2. background;
3. methods;
4. findings;
5. discussion;
6. conclusion.

What is immediately striking about the structure is that it is not dissimilar to Kelley and De Graaf's (1997). Nor should this be all that surprising. After all, a structure that runs

Introduction → Literature review → Research design/
methods → Results → Discussion → Conclusions

is not obviously associated with one research strategy rather than the other. As with Kelley and De Graaf's article, we will examine the writing in terms of the article's structure.

Introduction

The first five sentences provide an immediate sense of what the article is about and where its focus lies:

Many commentators argue that we are in the midst of a profound restructuring of social life that operates at both a global level (Held et al. 1999) and at the level of what has been described as the institutionalized life course (Kohli 1986; Phillipson 2002). This has given impetus to those who claim that modernity has been rearranged around the key organizing principle of reflexive individualization, which has unintended side

effects as assumptions of functional differentiation and the 'better calibration of ends with means' break down (Beck et al. 2003; Latour 2003). These transformations have had both positive and negative impacts on retirement and later life (Phillipson and Smith 2005). In the UK this has led to a decline in the proportion of older people living in poverty and increasing numbers of retired people being fit and healthy and benefiting from occupational pensions (Hills 2004; Thane 2000). But there also appears to be a concomitant increase in inequalities in old age (Brewer et al. 2006). (Jones et al. 2010: 104)

Like Kelley and De Graaf's, this is a strong introduction. We can look again at what each sentence achieves.

- The first sentence makes clear that the research is concerned with issues to do with the study of the nature of modernity in relation to the life course.
- The third sentence provides us with the specific research focus—the study of retirement and later life—and makes a claim for our attention by suggesting that this is a topic that is very salient to issues to do with the transformations identified in the first two sentences. It is striking that by this point some key social theorists of the day, such as Beck and Latour, have been referred to as well as some significant literature relating to retirement and the nature of modernity.
- The fourth sentence relates the theoretical issues briefly outlined in the first three sentences to what the authors take to be an important social trend relating to retirement and later life.
- The fifth sentence is attention-grabbing in that it brings the suggestion of an interesting contrast—increasing fitness and health in later life but at the same time growing inequalities.

Thus, after around 170 words, the reader has a clear idea of the focus of the research and how its empirical focus on retirement will connect with significant sociological and social concerns. The remainder of the Introduction outlines the theoretical issues that provide the rationale for the article. Towards the end of this section the authors helpfully provide the reader with a link between their review of the relevant theories and the focus of the article: 'This article therefore utilizes the prism of second modernity to address the ways in which retirement,

for some, is actively constructed as a lifestyle option or choice as opposed to forms of retirement constructed around financial need and fitting in with a normal stage in the life course' (Jones et al. 2010: 105, emphasis in original). They then proceed in the same paragraph to outline the nature of the research on which the article is based and the research questions that drove the data collection and analysis. These research questions can be found in Table 1.1.

Background

In this section, the literature on retirement is reviewed. This review is helpfully organized into two sections. The first—'Reasons for Taking Early Retirement: Timing, Choice and Compulsion'—reviews the literature on early retirement in particular. The second—'Later Life and Reflexivity'—also includes an assessment of relevant literature, but also draws attention to a potentially interesting contrast of commentators who have suggested that retirement is often associated with isolation and those who have suggested that it is associated with a complex set of accommodations in which notions of self and identity are frequently realigned.

Methods

In this section, the authors outline:

- who was to be studied and why;
- how respondents were recruited. This includes a table showing some of the socio-demographic characteristics of each sample member (age, years since retirement, previous job title, and gender);
- the semi-structured interviewing approach. No rationale for using this method is given at this point but at the end of the first section the authors signalled that their research approach was designed to uncover the meanings and experiences of early retirement for retirees;
- the number of people interviewed and the context in which the interviews took place;
- the approach to analysing the interview transcripts (thematic analysis) and the use of CAQDAS is mentioned.

Findings

This section begins by saying that three themes emerged from the analysis. The themes are briefly outlined and then there are subsections for each of them in which the findings relating to each theme are elaborated. For example, one of the themes is 'Third age identities and the

quasi-subject', which, the authors point out, has affinities with the writings of theorists like Beck in positing the growing significance of a reflexive quasi-subject with fluid rather than fixed identities and of an emphasis on spontaneity. They note that interviewees varied in their responses to the new and varied opportunities offered by their early retirement between those who embraced their new situation and those who felt at a loss to know how best to respond. For all of the three themes there is considerable use of passages from the interview transcripts. Thus, as an example of someone who embraces a positive and fluid view of retirement, 'interview 16' contains the following passage, which is quoted:

I was looking for the ability to do things when you want to do them; to be able to go out for the day on the day you wanted to, the day the sun was shining and not at the weekend when it was pouring with rain. (pause) I do enjoy writing, I enjoy lecturing and things like that, and workshops and things like that, so I was really looking at various things and my wife being a lecturer is also interested in those sort of things, and we work together on that. (Jones et al. 2010: 112)

Thinking deeply 29.1 looks in greater detail into the use of verbatim quotations in social science publications.



Thinking deeply 29.1

Using verbatim quotations from interviews

It is striking that, in presenting their findings, Jones et al. (2010) use verbatim quotations to reinforce the points they are making (as they do with 'interview 16' above). They do so by including the quotations as they go along to reinforce or illustrate points they are making about the themes they extracted from their data. This is quite a common approach to the use of verbatim interview quotations. However, I have noticed in certain US publications in particular a slightly different approach that I suspect is very much associated with what Adler and Adler (2008) call 'mainstream ethnography' (see Chapter 19). Here, the tone and mode of presenting the findings is very formal and conforms to traditional, mainstream expectations of what a research article should comprise. In particular, there is a 'definite harkening to a more positivistic style' in the presentation of findings, which is associated with a 'generic and impersonal' use of quotations (Adler and Adler 2008: 13, 14). One way in which this is revealed in some US journals is that verbatim quotations are presented in a formal manner in tables rather than *en passant*. An example can be found in Table 29.1 which is taken from Maitlis and Lawrence's (2007) multiple case study ethnography of three British orchestras. The article was published in a leading journal and adopts the mainstream ethnography frame. This can be discerned in the more formalistic tone than is usually encountered in the other writing frames identified by Adler and Adler. The article is about how 'sensegiving' takes place in organizations—that is, how leaders and others frame perceptions for others. One of the key themes identified was the competence of the leader, and this theme had three components (referred to as 'first-order concepts'). Maitlis and Lawrence provided 'representative quotations' for each of the three components in a table (see Table 29.1). This style of presenting quotations has become noticeably popular in some leading journals. I suspect the reasons are that: the provision of a table provides a sense of something equivalent to the more commonly encountered table summarizing the results of a statistical procedure; it provides a more formal style in keeping with the prevalent tone of such journals; and possibly it gives less of a sense that the quotations are anecdotal or 'cherry-picked'.

Corden and Sainsbury (2006) conducted research into qualitative researchers' use of such quotations. They found that researchers employ verbatim quotations for interview transcripts for a variety of reasons, such as: to illustrate a point; to give voice to participants; to provide evidence; or to deepen readers' understanding. When Corden and Sainsbury examined a wide range of publications in the social policy field, they found a wide variety of approaches to the use of quotations. There was a great deal of variety in how those quoted are referred to and in editing conventions, such as the removal of 'er' and 'erm' and of false starts, as well whether pauses or laughter are indicated. Thus, there is a wide variety of practice in the use of verbatim quotations. Corden and Sainsbury recommend that researchers should decide which approach they want to use and why and be able to justify the choice made if necessary.

Table 29.1

The use of verbatim interview quotations in a table

Data Supporting the Theme 'Perceptions of a Lack of Leader Competence'

Associated First-Order Concepts	Representative Quotations
<i>Poor organizational decision process</i>	<p>2.1 '[The associate leader] expressed concern over the lack of information from the office and wondered whether enough was being done to seek out potential leaders to work with the orchestra.' (minutes, BSO orchestra committee meeting) (BSO5)</p> <p>2.2 Commenting on the appointment decision process for an orchestra leader: 'It's one incredible grey area. Nobody seems to know what's happening with that and no one seems to know whose responsibility it is. . . . Eventually, the principals just made it so clear that basically they weren't happy [that the appointment was not made]. . . . But we have a theory that he may have promised the guy the job first, and got himself into a pickle.' (interview, BSO orchestra committee member) (BSO5)</p> <p>2.3 Commenting on a decision not to terminate a player, a LSO player board member commented: 'There was a decision over this player. The vote was taken and it went against the wishes of the chairman, and he said, "Well okay, we'll call a council of principals meeting". . . . Most of the principals are more than happy to sit on the fence. They've got a hard enough job. They don't want to put their oar in and stir things up, so of course the vote went the other way. Now I think that's a misuse of power, if you like. You're widening the goal posts and moving them at the same time. I was more than a little pissed off about that because it didn't seem to be fair. What was the point of having a [board]?' (interview, LSO player board member) (LSO5)</p>
<i>Poor outcomes of leader decision making</i>	<p>2.4 'Programming is [the senior producer]—you couldn't ask for better repertoire. [The senior producer] is very successful. He has organized some very good programmes and concerts.' (interview, BSO player) (BSO1)</p> <p>2.5 'Looking back on all this. I would say that those judgments [of the chief executive] were fatally flawed for our organization on two counts: [the principal conductor's] availability and commitment, and his financial cost.' (interview, PSO player director) (PSO2)</p> <p>2.6 'It was like lambs to the slaughter. The contract [the principal conductor] was offered should never have been accepted.' (interview, PSO deputy CEO) (PSO2)</p> <p>2.7 'If you look at the main [home city] concerts, something has happened there, and we've lost our thread, because we had three distinct series. . . . So I think the [PSO], represented by the board and the senior management, has a duty to make sure that the repertoire actually fulfils the artistic strategy.' (interview, PSO player chairman-elect) (PSO1)</p>
<i>Lack of leader expertise</i>	<p>2.8 '[We need] someone who knows what they're doing, who has sufficient commercial grasp to know the effect of what they're doing, and appreciates the need to create a programme for [the PSO home city] that will also apply in [other regional towns]. It's that thorough vision that is lacking at the moment, causing all sorts of orchestral problems.' (interview, PSO finance director) (PSO1)</p> <p>2.9 'You have someone here [the chief executive] who has no understanding of orchestras at all.' (observation, musicians' union representative, PSO players meeting with musicians' union) (PSO6)</p>

Source: Maitlis and Lawrence (2007: 67); reproduced with permission.

Discussion

This section outlines the findings in the context of some of the literature that was covered in the first two sections of the article. In other words, the authors draw the significance of their findings in relation to the theoretical issues and literature that they had previously examined. There is also a subsection in which the authors draw attention to the limitations of the study. They note in particular the fact that theirs is a purposive sample that was

deliberately selected to include people who had chosen to take early retirement and who were likely to have the resources to enjoy third age lifestyles. As such, it cannot be generalized to retirees who do not meet these criteria.

Conclusions

In this section, the authors return to many of the ideas and themes that had driven their research. For example, at one point the authors assess the implications of their

findings for some of the main concepts that drove the investigation, such as the notion of a reflexive quasi-subject:

the respondents gave accounts of the experience of and expectations for early retirement that resonated with the concept of a reflexive, individualized, quasi-subject. Retirement was not associated with old age and was related to the opening up of new and multiple lifestyle choice where the emphasis was on spontaneity and more fluid forms of identity. The positive up-beat accounts of third age lifestyles were, however, balanced by concerns about status. Respondents in this study appeared to wish to maintain their social status in line with that achieved during their work careers. (Jones et al. 2010: 116)

In their final paragraph they make clear what they regard as the principal contribution of their research, which revolves around the notion of a ‘generational habitus’ in retirement—‘an emphasis on individuality, choice, and self-expression’ (Jones et al. 2010: 105) among retirees of a particular era—which they propose warrants further attention.

Lessons

As with Kelley and De Graaf’s article, it is useful to review some of the lessons learned from this examination of the article by Jones et al.

- Just like the illustration of quantitative research writing, there are strong opening sentences, which attract our attention and give a clear indication of the nature and content of the article.
- The rationale of the research is clearly identified. To a large extent, this revolves around identifying the theoretical credentials of the research in terms of a stream of theorizing associated with notions of modernity and individuality and identity.
- Research questions are specified but they are somewhat more open-ended than in Kelley and De Graaf’s article, which is in keeping with the general orientation of qualitative researchers. The research questions revolve around the issue of new constellations of choice and self-expression among retirees.
- The research design and methods are outlined and an indication is given of the approach to analysis. The section in which these issues are discussed demonstrates greater transparency than is sometimes the case with articles reporting qualitative research.
- The presentation and discussion of the findings are geared to the broad research questions that motivated the researchers’ interest in modernity and retirement.

The links with specific items in the literature are clearly outlined.

- The discussion and conclusion elucidate in a more specific way the significance of the results for the research questions. They also explore the implications of this investigation into early retirement for the theoretical issues that guided the article’s opening two sections. In the final paragraph, there is a clear and succinct statement of the article’s major theoretical contributions.

Writing up mixed methods research

Partly because interest in and the practice of mixed methods research has gained momentum only in relatively recent times, it has few writing conventions. More particularly, it is difficult to say what an exemplary or model mixed methods research journal article might look like. To a certain extent, it is bound to borrow some of the conventions associated with writing up quantitative and qualitative research in terms of needing to start out with a research focus in the sense of a research problem and/or some research questions. Creswell and Tashakkori (2007: 108), the former editors of the *Journal of Mixed Methods Research*, have suggested that ‘good original/empirical mixed methods articles’ should be:

- ‘well-developed in both quantitative and qualitative components’ (Creswell and Tashakkori 2007: 108); and
- ‘more than reporting two distinct “strands” of quantitative and qualitative research; these studies must also integrate, link, or connect these “strands” in some way’ (Creswell and Tashakkori 2007: 108).

They actually add a third feature of good mixed methods articles—namely, that they contribute to the literature on mixed methods research in some way. This seems a rather tall order for many writers and researchers, so that I would tend to emphasize the other two features.

The first implies that the quantitative and the qualitative components of a mixed methods article should be at the very least competently executed. This means that, in terms of the fundamental criteria for conducting good quantitative and good qualitative research, mixed methods research should conform to both quantitative and qualitative research criteria. In terms of writing, it means that, for each of the components, it should be clear what the research questions were, how the sampling was done, what the data-collection technique(s) was or were, and how the data were analysed.

The second feature implies that a good mixed methods article will be more than the sum of its parts. This issue

relates to a tendency that has been identified by some writers (e.g. Bryman 2007c; O’Cathain et al. 2007) for some mixed methods researchers not to make the best use of their quantitative and qualitative data, in that they often do not link the two sets of findings so that they extract the maximum yield from their study. As Creswell and Tashakkori (2007: 108) put it:

The expectation is that, by the end of the manuscript, conclusions gleaned from the two strands are integrated to provide a fuller understanding of the phenomenon under study. Integration might be in the form of comparing, contrasting, building on, or embedding one type of conclusion with the other.

To some extent, when writing up the results from a mixed methods study, researchers might make it easier for themselves to get across the extra yield associated with their investigations if they make clear their rationales for including both quantitative and qualitative components in their overall research strategy. The issue of rationales for conducting mixed methods research is one that was addressed in Chapter 27 (especially Thinking deeply 27.3).

Further advice on writing up mixed methods research can be found in suggestions in Creswell and Plano Clark’s (2011: 264) delineation of a structure for a mixed methods journal article. They suggest that the structure should be along the following lines.



Tips and skills

Do not separate your quantitative from your qualitative findings

I have noticed that some students who conduct mixed methods investigations treat their quantitative and qualitative findings as separate domains, so that they present one set and then the other. In Ph.D. theses and Master’s dissertations, this can take the form of separate chapters labelled something like ‘survey findings’ and ‘qualitative interview findings’. This may not be a problem if the two (or more) sets of findings are then integrated in the Discussion sections or chapters. However, treating findings in this way does tend to encourage a view of the quantitative and the qualitative findings as separate spheres and may therefore militate against integration, which, as writers like Creswell and Tashakkori (2007) imply, is increasingly an expectation in mixed methods studies. Instead, try to think of the quantitative and the qualitative findings thematically across the two sets of results, so that the findings are presented in terms of substantive issues rather than in terms of different methods.

Creswell and Plano Clark (2011: 258–9) provide an example outline structure of a mixed methods dissertation or thesis that derives from a doctoral dissertation submitted at the University of Nebraska-Lincoln. The thesis has separate chapters for the qualitative and then the quantitative results, which is different from the kind of structure proposed by the authors for a mixed methods journal article. This separation of the presentation of the two sets of findings may have been appropriate for the research on which this thesis was based, but I feel uneasy about any implication that it might be a model structure, though Creswell and Plano Clark do not suggest that it is. Separating the quantitative and qualitative findings may sometimes be appropriate—for example, when the overall research project is designed to answer rather separate research questions—but as a general principle I do not think it is advisable.

- *Introduction.* This would include such features as: a statement of the research problem or issue; an examination of the literature on the problem/issue; an examination of the problems with the prior literature, which might include indicating why a mixed methods approach would be beneficial, perhaps because much of the previous research is based mainly on just quantitative or qualitative research; and the specific research questions.
- *Methods.* This would include such features as: indicating the rationale for the mixed methods approach; the type of mixed methods design (see Thinking deeply 27.2); data-collection and data-analysis methods; and indications of how the quality of the data can be judged.

- *Results.* The quantitative and the qualitative findings might be presented either in tandem or sequentially, but, if the latter, they would need to be merged in the Discussion.
- *Discussion.* Summarize and explain results, emphasizing the significance of the mixed methods nature of the research and what is gained from the presence of both quantitative and qualitative findings; draw attention to any limitations of the investigation; and possibly suggest avenues for future research.

In terms of the overall structure, Creswell and Plano Clark's (2011) suggestions are more or less the same as for an article based on quantitative research or an article based on qualitative research (see above). It is in the need to outline the mixed methods nature of the research and to bring the two sets of findings together that the distinctiveness of a mixed methods journal article can be discerned.

An example of mixed methods writing

Many of these features can be seen in the study of the foot and mouth disease (FMD) crisis by Poortinga et al. (2004). This article has been previously encountered in Research in focus 2.8 and 27.3. It may be worth looking back at these two accounts as a reminder of the study. The following examination of the writing of this article is organized in terms of its structure.

Introduction

The article begins with a very strong and clear statement of the focus of the article and its methodological leanings:

Thirty years of empirical work on public perceptions have generated an impressive body of findings on attitudes to the consequences, benefits and institutional profiles of a range of important risk issues . . . However, much of the available research tends to have been conducted when the risk issues studied are not particularly salient in public debate. Although there is some evidence from opinion polling, risk perception studies are rarely conducted during a major risk crisis. The present study examines public attitudes to risk and its management during one such crisis: the 2001 Foot and Mouth Disease (FMD) epidemic in Britain. A mixed method study design was employed, specifically a quantitative survey conducted at the height of the epidemic followed up by qualitative focus groups comprising individuals who had participated in the survey. Recent studies have shown that combining

different research methods can provide a more comprehensive view on risk issues than can any one methodology alone . . . (Poortinga et al. 2004: 73–4)

This opening passage accomplishes the following:

- It locates the study immediately in the literature on risk.
- It provides a justification for conducting the study at the time of the FMD crisis.
- It identifies itself as a mixed methods study *and* provides a rationale for a mixed methods approach.

The authors then go on to outline the structure of the article so that the reader has a route map for what is to come.

The British 2001 foot and mouth crisis

The authors outline the origins of the crisis, its timing, its extent, and its effects. As a result, the reader is left with a clear understanding of the nature of the FMD crisis.

Government policy, trust, and public reactions to the FMD epidemic

This section provides a justification for the researchers' emphasis on the significance of trust in the government and its policies and draws attention to related literature on the topic. For example, the authors draw attention to a study of trust in relation to another food-related crisis in Britain, the BSE crisis:

Losing trust, as occurred to the British government over the BSE (mad cow) crisis in the mid-1990s, may have far-reaching consequences (Slovic, 1993), as people become suspicious about new government policy interpreted in the light of earlier experiences, perhaps turning elsewhere for information and advice. So, it is vitally important to have some gauge of public response. Not only regarding perceptions of the FMD crisis as an event within society, but also as a test case of the impacts of government policy and industry responsiveness in the UK in the wake of the BSE crisis. (Poortinga et al. 2004: 75)

They then outline the nature of their study in broad-brush terms, pointing out that it comprised a survey and focus groups. The authors explain that they emphasized in their research four aspects of FMD and its management (see below) and that they were also keen to examine

how perceptions of them differed between the two communities (see Research in focus 2.8).

Methodology

The discussion of the research design and research methods is divided into three sections.

1. *Study locations.* The two communities—Bude and Norwich—are examined, along with a justification for using these two communities, when they write that they wanted ‘to find out more about differences in attitudes between communities that were differentially affected by the epidemic’ (Poortinga et al. 2004: 75).
2. *The questionnaire survey.* The authors explain how and when the questionnaires were distributed in Bude and Norwich. They outline the kinds and formats of the questions that were asked. They provide the response rates for the two surveys and examine the comparability of the ensuing samples.
3. *Focus groups.* The authors explain that the focus group participants were selected from the questionnaire survey samples. They provide data on the numbers of participants and of focus groups, when they took place, and how long the sessions lasted. The topics for discussion are also summarized.

Results

The findings are organized into four numbered sections, each of which deals with one of the four aspects of FMD and its management that were indicated earlier in the article: public risk perceptions of FMD; blame; government handling of the FMD crisis; and trust in information about FMD. It is very striking that, when presenting data for each of the four aspects of FMD they explored, the authors present both the quantitative and the qualitative findings, examining how the two interrelate. For example, when discussing the first of the four aspects—public risk perceptions of FMD—they begin by presenting some questionnaire data about respondents’ levels of concern about FMD. These questionnaire data derive from Likert items that asked about levels of agreement with statements like ‘My main concerns about FMD are to do with the possible impacts on the health and welfare of animals’. A table is presented showing mean levels of agreement with this and five other items, with the data being presented for the whole sample, as well as for Bude and Norwich separately. They then present the focus group findings, noting that the ‘findings of the focus groups reinforce those of the questionnaire regarding general concern’ (Poortinga et al. 2004: 78). The focus groups

found that participants were deeply concerned about the slaughter of animals and the rotting carcasses, whereas the questionnaires did not pick up this point. The possible health effects of these rather than of the disease itself was a concern (the survey and the focus group results both suggest that there was a low level of concerns about the direct health effects of FMD).

Discussion

The Discussion section begins by outlining the rationale for the mixed methods study and what has been gleaned from it:

The aim of this mixed methodology study was to investigate public reactions to the FMD epidemic, support for government policies to get FMD under control, and trust in information about FMD. More specifically, a quantitative survey and qualitative focus groups were conducted to examine how two separate communities that were affected to different degrees by the epidemic responded to the crisis. In this study, the focus groups were mainly used to illustrate the findings of the questionnaire. The focus groups provided valuable additional information, especially on the reasons, rationalizations and arguments behind people’s understanding of the FMD issue. (Poortinga et al. 2004: 86)

Thus, the authors restate the mixed methods nature of the investigation and the rationale for the different components. They then proceed to provide a detailed summary of the main findings. This account of the key findings is set in the context of other crises, like the BSE crisis, and existing literature on crisis management. They reflect in some detail on the differences between Bude and Norwich. The final paragraph provides a very strong concluding statement:

In conclusion, the combination of a questionnaire survey and a focus group study gave a comprehensive view on people’s perceptions and responses to the 2001 FMD epidemic. The unique aspect of this study is that it has captured perceptions *during* the FMD crisis. Although it only gives a snapshot of public attitudes to risk and its management, it provided a vivid picture of people’s perceptions and debates on FMD at the height of the epidemic. Further research may provide insight in the dynamics and the long-term effects of the disease. Some studies have shown that risk perception can be related to the amount of press coverage that is given to that

particular risk (Renn et al. 1992). Additional studies may provide answers on how a range of different drivers, such as the media, policy measures, and local and individual events (see e.g. Pidgeon et al. 2003) take on various levels of importance for people's reaction to a crisis such as FMD. Taken as a whole, this study suggests that risk perceptions of a crisis are embedded in both local and national social contexts. (Poortinga et al. 2004: 89)

This final paragraph is significant and well crafted for several reasons:

- The first sentence restates the mixed methods nature of the study and that its primary rationale was to provide a 'comprehensive' overview of the topic.
- The major contribution of the research—that it was conducted in the course of the crisis—is suggested to the reader in the second sentence.
- The third sentence provides a brief indication of a limitation of the study ('only gives a snapshot') but then invites the reader not to dwell on this limitation by suggesting that the research 'provided a rich description'.
- The next three sentences suggest future potentially fruitful avenues for enquiry.
- The final sentence provides a final message for readers to take away with them—namely, that 'risk

perceptions of a crisis are embedded in both local and national social contexts'.

This is a very strong final and concluding paragraph that leaves readers in no doubt about what the authors believe is the major contribution of their findings and that reminds them of the significance of the fact that it is a mixed methods study.

One feature of this article that is quite striking is that in terms of structure and overall approach it is quite similar to the quantitative and the qualitative research articles previously examined. Indeed, it was noted that the qualitative research article was not dissimilar to the quantitative one. In large part, these similarities can be attributed to the fact that there are general conventions about how findings should be written up for academic audiences, and these conventions act as a template for, and to some extent restrict, much academic writing. What is striking about the article by Poortinga et al. is their inclination to make as much of the mixed methods status and context of their research as possible, as recommended in the guidelines suggested by Creswell and Plano Clark (2011).

While attention to the writing-up of mixed methods research is an area that is in its infancy, the suggestions of writers mentioned above like Creswell and Tashakkori (2007) and Creswell and Plano Clark (2011) along with strong exemplars like the article by Poortinga et al. provide helpful pointers to the ways in which this task should be approached.



Student experience

Writer's block

Sometimes when writing we feel as though the words will not come out. Rebecca Barnes writes that, when this happened to her, it usually meant that she needed to return to her data to work out what exactly she was trying to say.

There have been frustrating times when I have been unsure of what to write and have spent many hours staring at a largely blank computer screen. I have now realized that when I experience this, it is usually because I need to return to the data and spend more time planning what I want to say, how, and why it matters.

Isabella Robbins's response to similar problems was to try to write every day:

Sometimes just getting words on the page is difficult. I have set myself the task of writing 1,000 words a day, no matter how incoherent they are. I can usually achieve this. I have tried to put the thesis into the realm of 'good enough' and 'the last part of my research training' rather than it being 'something exceptional'.



To read more about Rebecca's and Isabella's research experiences, go to the Online Resource Centre that accompanies this book at: www.oxfordtextbooks.co.uk/orc/brymansrm4e/



Academic writing

When you reach the point that you have to write up your own research, remember that academic writing is a technical form of writing. It has its own conventions, many of which have been covered in this chapter. It is important to follow the guidelines that you have been given by your university, but also to become acquainted with the conventions of academic writing. It is a precise form of writing, and readers can be very unforgiving about vagueness and a failure to incorporate the expected components of academic writing. In addition to taking into consideration the items in the checklist below and the other advice in this chapter, I would strongly recommend reading a few articles to determine such conventions as: how a literature review is presented; how it is linked to research questions; how an argument is constructed and maintained throughout; and what goes into (and indeed does not go into) the presentation of findings, the discussion, and the conclusions. Remember as well

that writing is fundamentally about persuasion. You are trying to convince your readers of the quality of your work and the contribution to understanding you are making. As a result, it is important to write in a way that grabs the reader's attention and interest. All too often, students rush writing up, and this was a recurring theme in many of the accounts that formed the basis for the Student experience boxes. If writing is rushed, there is a risk that insufficient attention will be given to such things as writing style and constructing and maintaining an argument. Also, as I have suggested on several occasions, when presenting your research findings, the conventions of academic writing transcend the quantitative/qualitative/mixed methods distinctions. Finally, do remember that research is a long haul and that, if at all possible, try to find a topic that interests you, because you are much more likely to write about it in an engaged and engaging way.



Tips and skills

How to write an article for *American Anthropologist*

It might appear perverse to have a boxed feature on how to write an article for *American Anthropologist* in a book that is principally aimed at the needs of students and early career researchers. *American Anthropologist* is a long-standing journal that has been in publication since 1888 and is a highly regarded outlet for the work of social anthropologists. Its editor, Tom Boellstorff, has written two articles advising readers how to get an article published in the journal and adds '(or anywhere)'. In other words, what Boellstorff (2008, 2010) aimed to provide was good advice about how to get an article published in most good peer-reviewed journals. What he offers is good advice that transcends both discipline and the style of research (for example, whether quantitative or qualitative or mixed methods). Moreover, it is sound advice to bear in mind for anyone who is writing for an academic audience. He recommends:

1. *Be professional.* Scrutinize your work for typos and grammatical errors. If you have used Word's track changes facility, make sure you have removed all evidence of it by confirming or rejecting all tracked changes.
2. *Link your data and your claims.* Boellstorff claims that one of the most common faults he encounters in his capacity as an editor is that the author's data and what they have inferred from the data are not aligned. Most notably, inferences are not sustainable from the data presented.
3. *Do not make sweeping generalizations.* Sweeping generalizations are far too easy to criticize so they are best avoided. Boellstorff says that articles often begin with such generalizations without any subsequent evidence to sustain them.
4. *Make effective use of citations.* Too often, Boellstorff suggests, authors fail to refer to significant work in the very area they are writing about. It is crucial to refer to the relevant areas of literature.
5. *Make sure that the typescript has an effective structure.* Boellstorff writes that it is crucial to ensure that there is a clear introduction and conclusion and that the intervening sections are well balanced in terms of length.

Also, the thread of the article's core argument needs to be sustained throughout the article. Too often, he says, claims are made at the end of an article for which the prior evidence or reasoning is not apparent.

6. *Demonstrate your contribution.* Make clear what the contribution of your argument and findings is and why it is important to know it. Simply saying something has not been studied before is not sufficient.
7. *Engage with the literature.* It is crucial not just to cite relevant references (see point 4 above) but also to engage with it. Boellstorff suggests it is important to demonstrate a clear familiarity with the classic and more recent literature on a topic. He also recommends emphasizing literature that the author found particularly influential in his or her own thinking and making clear why it is significant. Also, rather than what he calls a 'name-dropping' style of referencing, he advocates drawing out a sense that there is a community of scholars working on a certain topic and demonstrating how your own work will add significantly to that.
8. *Do not give data second hand.* Boellstorff argues that it is crucial to 'show' some of your data. I suspect that Boellstorff had in mind writing up qualitative investigations when he made this point. He suggests that it is important to show some of your interview transcript or field note evidence in the course of writing up, so that statements about what you found can be sustained. In other words, do not just summarize or generalize about what you found. Provide some of the evidence that lies behind what you say you found.
9. *Demonstrate the research methods used.* Be clear about how the data were collected in terms of sampling, measurement of concepts, techniques of data collection, analytic approaches, and so on. Information about when the research was done and over what period are also important to remember. I would add to this point that it is also crucial to justify your research methods. Why was a mail questionnaire or semi-structured interview used? Why are these documents appropriate to this research question?
10. *Keep revising.* Boellstorff suggests that revising should be a core element of writing. Your written output should be reread and revised on at least one occasion (and preferably more). Revising allows internal inconsistencies, poor phrasing, breaks in the argument, and key items of missing information to be addressed.



Student *and supervisor* experience

Being interested

Alexandra Scherer was drawing on experience with her master's dissertation on children's responses to representations of the child in award-winning picture books when she wrote:

Make sure you have picked something you are fascinated in as your research question and topic, and that it is feasible to do in the time frame you have allocated, because if you are anything less than fascinated you will end up hating it by the end, and even if you are fascinated in it, there will still be times in the long process where you feel that there is no point in it and that what you have done is worthless! Everyone loses a sense of perspective about their research project at some point!

William Mason, when asked one bit of advice he would give to students beginning a research project, replied in similar terms:

Choose something you enjoy and make it yours! This is your chance to be self-indulgent with your studies. Your dissertation is probably the longest piece of academic work you will have ever done and it's going to be a real slog if you choose the wrong topic. If you can choose a topic that suits you, you'll enjoy the process and this will almost definitely be reflected in your marks.

Similar views were expressed by several of the supervisors. They were asked what personal qualities and types of behaviour make for a successful dissertation student. Supervisor F replied:

It would be fair to say, *pace* Blair, 'interest, interest, interest'—there is a strong correlation between how interested the student is in a topic, his or her engagement with the research process, and a quality outcome.

Similarly, Supervisor G wrote:

A student has to want to write something like a dissertation or doctorate for more than a qualification. It has to be personal to be enjoyable.



Checklist

Issues to consider for writing up a piece of research

- Have you clearly specified your research questions?
- Have you clearly indicated how the literature you have read relates to your research questions?
- Is your discussion of the literature critical and organized so that it is not just a summary of what you have read?
- Have you clearly outlined your research design and your research methods, including:
 - why you chose a particular research design?
 - why you chose a particular research method?
 - how you selected your research participants?
 - whether there were any issues to do with cooperation (for example, response rates)?
 - why you implemented your research in a particular way (for example, how the interview questions relate to your research questions, why you observed participants in particular situations, why your focus group guide asked the questions in a particular way and order)?
 - if your research required access to an organization, how and on what basis was agreement for access forthcoming?
 - steps you took to ensure that your research was ethically responsible;
 - how you analysed your data?
 - any difficulties you encountered in the implementation of your research approach.
- Have you presented your data in a manner that relates to your research questions?
- Does your discussion of your findings show how they relate to your research questions?
- Does your discussion of your findings show how they shed light on the literature that you presented?
- Are the interpretations of the data that you offer fully supported with tables, figures, or segments from transcripts?
- If you have presented tables and/or figures, are they properly labelled with a title and number?
- If you have presented tables and/or figures, are they commented upon in your discussion?
- Do your conclusions clearly allow the reader to establish what your research contributes to the literature?
- Have you explained the limitations of your study?
- Do your conclusions consist solely of a summary of your findings? If they do, rewrite them!
- Do your conclusions make clear the answers to your research questions?
- Does your presentation of the findings and the discussion allow a clear argument and narrative to be presented to the reader?
- Have you broken up the text in each chapter with appropriate subheadings?
- Does your writing avoid sexist, racist, and disablist language?
- Have you included all appendices that you might need to provide (for example, interview schedule, letters requesting access, communications with research participants)?

- Have you checked that your list of references includes *all* the items referred to in your text?
- Have you checked that your list of references follows precisely the style that your institution requires?
- Have you followed your supervisor's suggestions when he or she has commented on your draft chapters?
- Have you got people other than your supervisor to read your draft chapters for you?
- Have you checked to ensure that there is not excessive use of jargon?
- Do you provide clear signposts in the course of writing, so that readers are clear about what to expect next and why it is there?
- Have you ensured that your institution's requirements for submitting projects are fully met in terms of such issues as word length (so that it is neither too long nor too short) and whether an abstract and table of contents are required?
- Have you ensured that you do not quote excessively when presenting the literature?
- Have you fully acknowledged the work of others so that you cannot be accused of plagiarism?
- Is there a good correspondence between the title of your project and its contents?
- Have you acknowledged the help of others where this is appropriate (for example, your supervisor, people who may have helped with interviews, people who read your drafts)?



Key points

- Good writing is probably just as important as good research practice. Indeed, it is probably better thought of as a part of good research practice.
- Clear structure and statement of your research questions are important components of writing up research.
- Be sensitive to the ways in which writers seek to persuade us of their points of view.
- The examination of writing strategies generally teaches us that social scientists do more than simply report findings. Writing is designed to convince and to persuade.
- Writing is about persuasion. We all want to get our points across and to persuade our readers that we have got things right. We need to ask: Do we do it well? Do we make the best possible case? We all have to persuade others that we have got the right angle on things; the trick is to do it well. So, when you write an essay or dissertation, do bear in mind the significance of your writing strategy.



Questions for review

- Why is it important to consider the ways in which social research is written up?

Writing up your research

- Why is it important to be clear about your main argument when writing up your findings?

Writing up quantitative research

- Read an article based on quantitative research in a British sociology journal. How far does it exhibit the same characteristics as Kelley and De Graaf's (1997) article?

- What is meant by rhetorical strategy? Why might rhetorical strategies be important in relation to the writing-up of social research?

Writing up qualitative research

- Read an article based on quantitative research in a British sociology journal. How far does it exhibit the same characteristics as the article by Jones et al. (2010)?
- How far is the structure of the article by Jones et al. different from Kelley and De Graaf's?
- If you were writing up the results of a qualitative interview study you had undertaken, what would be your approach to using (or indeed not using) verbatim quotations from your transcripts?

Writing up mixed methods research

- Read an article based on quantitative research in a British sociology journal.
- How far does it exhibit the same characteristics as the one by Poortinga et al.?
- How far does it succeed in integrating the quantitative and the qualitative findings?

Academic writing

- Outline some of the chief ways in which academic writing is distinctive.



Online Resource Centre

www.oxfordtextbooks.co.uk/orc/brymansrm4e/

Visit the Online Resource Centre that accompanies this book to enrich your understanding of writing up social research. Consult web links, test yourself using multiple choice questions, and gain further guidance and inspiration from the Student Researcher's Toolkit.

Glossary

Terms appearing elsewhere in the Glossary are in colour.

Abduction A form of reasoning with strong ties with *induction* that grounds social scientific accounts of social worlds in the perspectives and meanings of participants in those social worlds.

Action research An approach in which the action researcher and a client collaborate in the diagnosis of a problem and in the development of a solution based on the diagnosis.

Ad libitum sampling A sampling approach in *structured observation* whereby whatever is happening at the moment that observation is due to occur is recorded.

Adjacency pair The tendency for certain kinds of activity in talk to be characterized by linked phases.

Analytic induction An approach to the analysis of qualitative data in which the researcher seeks universal explanations of phenomena by pursuing the collection of data until no cases that are inconsistent with a hypothetical explanation (deviant or negative cases) of a phenomenon are found.

Arithmetic mean Also known simply as the *mean*, this is the everyday average—namely, the total of a *distribution of values* divided by the number of values.

Asynchronous online interview or **focus group** Online interviews may be asynchronous or *synchronous*. In the case of the former, the transactions between participants are not in real time, so that there may be long spaces of time between interviewers' questions and participants' replies, and, in the case of focus groups, between participants' contributions to the discussion.

Attached email questionnaire survey A survey in which respondents are sent a questionnaire, which is received as an attachment by email. Compare with *embedded email survey*.

Behaviour sampling A sampling approach in *structured observation* whereby an entire group is watched and the observer records who was involved in a particular kind of behaviour.

Biographical method See *life history method*.

Bivariate analysis The examination of the relationship between two variables, as in *contingency tables* or *correlation*.

CAQDAS An abbreviation of **C**omputer-**A**ssisted (or -**A**ided) **Q**ualitative **D**ata **A**nalysis.

Case study A *research design* that entails the detailed and intensive analysis of a single case. The term is sometimes extended to include the study of just two or three cases for comparative purposes.

Category In *grounded theory*, a category occupies a space between a researcher's initial theoretical reflections on and understanding of his or her data and a concept, which is viewed as a higher level of abstraction. Thus, a category has an intermediate position in terms of abstraction between *coding* and a theory.

Causality A concern with establishing causal connections between variables, rather than mere *relationships* between them.

Cell The point in a table, such as a *contingency table*, where the rows and columns intersect.

Census The enumeration of an entire *population*. Unlike a *sample*, which comprises a count of *some* units in a population, a census relates to *all* units in a population. Thus, if a *postal questionnaire* is mailed to every person in a town or to all members of a profession, the research should be characterized as a census.

Chi-square test Chi-square (χ^2) is a test of *statistical significance*, which is typically employed to establish how confident we can be that the findings displayed in a *contingency table* can be generalized from a *probability sample* to a *population*.

Closed question A question employed in an *interview schedule* or *self-completion questionnaire* that presents the respondent with a set of possible answers to choose from. Also called *fixed-choice question* and *pre-coded question*.

Cluster sample A sampling procedure in which at an initial stage the researcher samples areas (i.e. clusters) and then samples units from these clusters, usually using a *probability sampling* method.

Code, coding In *quantitative research*, codes act as tags that are placed on data about people or other units of analysis. The aim is to assign the data relating to each *variable* to groups, each of which is considered to be a category of the variable in question. Numbers are then assigned to each category to allow the information to be processed by the computer. In *qualitative research*, coding is the process

whereby data are broken down into component parts, which are given names.

Coding frame A listing of the codes used in relation to the analysis of data. In relation to answers to a structured interview schedule or questionnaire, the coding frame will delineate the categories used in connection with each question. It is particularly crucial in relation to the coding of *open questions*. With *closed questions*, the coding frame is essentially incorporated into the pre-given answers, hence the frequent use of the term *pre-coded question* to describe such questions.

Coding manual In *content analysis*, this is the statement of instructions to coders that outlines all the possible categories for each dimension being coded.

Coding schedule In *content analysis*, this is the form onto which all the data relating to an item being coded will be entered.

Comparative design A *research design* that entails the comparison of two or more cases in order to illuminate existing theory or generate theoretical insights as a result of contrasting findings uncovered through the comparison.

Concept A name given to a grouping of phenomena that organizes observations and ideas by virtue of their possessing common features. In *grounded theory*, a concept is a key building block in the construction of a theory.

Concurrent validity One of the main approaches to establishing *measurement validity*. It entails relating a measure to a criterion on which cases (e.g. people) are known to differ and that is relevant to the *concept* in question.

Confounding variable A variable that is related to each of two variables the result of which is to produce the appearance of a relationship between the two variables. Such a relationship is a *spurious relationship*.

Connotation A term used in *semiotics* to refer to the principal and most manifest meaning of a *sign*. Compare with *denotation*.

Constant An attribute in terms of which cases do not differ. Compare with *variable*.

Constant comparison A central tool of *grounded theory* that entails constantly comparing new data with existing data, concepts, and categories. It also entails comparing categories with each other and categories with concepts.

Constructionism, constructionist An *ontological* position (often also referred to as *constructivism*) that asserts that social phenomena and their meanings are continually being accomplished by social actors. It is antithetical to *objectivism*.

Constructivism See *constructionism*.

Content analysis An approach to the analysis of documents and texts that seeks to quantify content in terms of

predetermined categories and in a systematic and replicable manner. The term is sometimes used in connection with qualitative research as well—see *qualitative content analysis*.

Contingency table A table, comprising rows and columns, that shows the *relationship* between two *variables*. Usually, at least one of the variables is a *nominal variable*. Each cell in the table shows the frequency of occurrence of that intersection of categories of each of the two variables and usually a percentage.

Continuous recording A procedure in *structured observation* whereby observation occurs for extended periods so that the frequency and duration of certain types of behaviour can be carefully recorded.

Control group See *experiment*.

Convenience sample A sample that is selected because of its availability to the researcher. It is a form of *non-probability sample*.

Conversation analysis The fine-grained analysis of talk as it occurs in interaction in naturally occurring situations. The talk is recorded and *transcribed* so that the detailed analyses can be carried out. The analysis is concerned with uncovering the underlying structures of talk in interaction and as such with the achievement of order through interaction. Conversation analysis is grounded in *ethnomethodology*.

Correlation An approach to the analysis of relationships between *interval/ratio variables* and/or *ordinal variables* that seeks to assess the strength and direction of the relationship between the variables concerned. *Pearson's r* and *Spearman's rho* are both methods for assessing the level of correlation between variables.

Covert research A term frequently used in connection with *ethnographic* research in which the researcher does not reveal his or her true identity. Such research violates the ethical principle of *informed consent*.

Cramér's V A method for assessing the strength of the relationship between two variables, at least one of which must have more than two categories.

Critical discourse analysis A form of *discourse analysis* that emphasizes the role of language as a power resource that is related to ideology and socio-cultural change. It draws in particular on the theories and approaches of Foucault.

Critical realism A *realist* epistemology that asserts that the study of the social world should be concerned with the identification of the structures that generate that world. Critical realism is critical because its practitioners aim to identify structures in order to change them, so that inequalities and injustices may be counteracted. Unlike a *positivist* epistemology, critical realism accepts that the structures that are identified may not be amenable to the senses. Thus, whereas *positivism* is *empiricist*, critical realism is not.

Cross-sectional design A *research design* that entails the collection of data on more than one case (usually quite a lot more than one) and at a single point in time in order to collect a body of quantitative or quantifiable data in connection with two or more variables (usually many more than two), which are then examined to detect patterns of association.

Deductive, deduction An approach to the relationship between theory and research in which the latter is conducted with reference to hypotheses and ideas inferred from the former. Compare with *inductive*.

Denotation A term used in *semiotics* to refer to the meanings of a *sign* associated with the social context within which it operates that are supplementary to and less immediately apparent than its *connotation*.

Dependent variable A *variable* that is causally influenced by another variable (i.e. an *independent variable*).

Diary A term that in the context of social research methods can mean different things. Three types of diary can be distinguished: diaries written or completed at the behest of a researcher; personal diaries that can be analysed as a *personal document*, but that were produced spontaneously; and diaries written by social researchers as a log of their activities and reflections.

Dichotomous variable A variable with just two categories.

Dimension Refers to an aspect of a *concept*.

Discourse analysis An approach to the analysis of talk and other forms of discourse that emphasizes the ways in which versions of reality are accomplished through language.

Distribution of values A term used to refer to the entire data relating to a *variable*. Thus, the ages of members of a *sample* represent the distribution of values for that variable for that sample.

Ecological fallacy The error of assuming that inferences about individuals can be made from findings relating to aggregate data.

Ecological validity A concern with the question of whether social scientific findings are applicable to people's everyday, natural social settings.

Embedded email questionnaire survey A *social survey* in which respondents are sent an email that contains a *questionnaire*. Compare with *attached email survey*.

Empiricism An approach to the study of reality that suggests that only knowledge gained through experience and the senses is acceptable.

Epistemology, epistemological A theory of knowledge. It is particularly employed in this book to refer to a stance on what should pass as acceptable knowledge. See *positivism*, *realism*, and *interpretivism*.

Eta A test of the strength of the *relationship* between two *variables*. The *independent variable* must be a *nominal*

variable and the *dependent variable* must be an *interval variable* or *ratio variable*. The resulting level of correlation will always be positive.

Ethnographic content analysis See *qualitative content analysis*.

Ethnography, ethnographer Like *participant observation*, a research method in which the researcher immerses him- or herself in a social setting for an extended period of time, observing behaviour, listening to what is said in conversations both between others and with the fieldworker, and asking questions. However, the term has a more inclusive sense than participant observation, which seems to emphasize the observational component. Also, the term 'an ethnography' is frequently used to refer to the written output of ethnographic research.

Ethnomethodology A sociological perspective concerned with the way in which social order is accomplished through talk and interaction. It provides the intellectual foundations of *conversation analysis*.

Evaluation research Research that is concerned with the evaluation of real-life interventions in the social world.

Experiment A *research design* that rules out alternative causal explanations of findings deriving from it (i.e. possesses *internal validity*) by having at least (a) an experimental group, which is exposed to a treatment, and a control group, which is not, and (b) *random assignment* to the two groups. Instead of a control group, an experiment may comprise a further group (or groups) that are exposed to other treatments.

Experimental group See *experiment*.

External validity A concern with the question of whether the results of a study can be generalized beyond the specific research context in which it was conducted.

Face validity A concern with whether an *indicator* appears to reflect the content of the *concept* in question.

Facilitator See *moderator*.

Factor analysis A statistical technique used for large numbers of *variables* to establish whether there is a tendency for groups of them to be inter-related. It is often used with *multiple-indicator measures* to see if the *indicators* tend to bunch to form one or more groups of indicators. These groups of indicators are called factors and must then be given a name.

Field notes A detailed chronicle by an *ethnographer* of events, conversations, and behaviour, and the researcher's initial reflections on them.

Field stimulation A study in which the researcher directly intervenes in and/or manipulates a natural setting in order to observe what happens as a consequence of that intervention.

Focal sampling A sampling approach in *structured observation* whereby a sampled individual is observed for a set period of time. The observer records all examples of whatever forms of behaviour are of interest.

Focus group A form of group interview in which: there are several participants (in addition to the *moderator/facilitator*); there is an emphasis in the questioning on a particular fairly tightly defined topic; and the emphasis is upon interaction within the group and the joint construction of meaning.

Frequency table A table that displays the number and/or percentage of units (e.g. people) in different categories of a variable.

Generalization, generalizability A concern with the *external validity* of research findings.

Grounded theory An iterative approach to the analysis of qualitative data that aims to generate theory out of research data by achieving a close fit between the two.

Hermeneutics A term drawn from theology, which, when imported into the social sciences, is concerned with the theory and method of the interpretation of human action. It emphasizes the need to understand from the perspective of the social actor.

Hypothesis An informed speculation, which is set up to be tested, about the possible relationship between two or more variables.

Independent variable A *variable* that has a causal impact on another variable (i.e. a *dependent variable*).

Index See *scale*.

Indicator A measure that is employed to refer to a *concept* when no direct measure is available.

Inductive, induction An approach to the relationship between theory and research in which the former is generated out of the latter. Compare with *deductive*.

Informed consent A key principle in social research ethics. It implies that prospective research participants should be given as much information as might be needed to make an informed decision about whether or not they wish to participate in a study.

Inter-coder reliability The degree to which two or more individuals agree about the *coding* of an item. Inter-coder reliability is likely to be an issue in *content analysis*, *structured observation*, and when *coding* answers to *open questions* in research based on *questionnaires* or *structured interviews*.

Internal reliability The degree to which the indicators that make up a *scale* are consistent.

Internal validity A concern with the question of whether a finding that incorporates a causal relationship between two or more variables is sound.

Internet survey A very general term used to include any social survey conducted online. As such, it includes the *Web survey* and the *attached email survey* and the *embedded email survey*.

Interpretative repertoire A collection of linguistic resources that are drawn upon in order to characterize and assess actions and events.

Interpretivism An *epistemological* position that requires the social scientist to grasp the subjective meaning of social action.

Interval variable A *variable* where the distances between the categories are identical across its range of categories.

Intervening variable A *variable* that is affected by another variable and that in turn has a causal impact on another variable. Taking an intervening variable into account often facilitates the understanding of the relationship between two variables.

Interview guide A rather vague term that is used to refer to the brief list of memory prompts of areas to be covered that is often employed in *unstructured interviewing* or to the somewhat more structured list of issues to be addressed or questions to be asked in *semi-structured interviewing*.

Interview schedule A collection of questions designed to be asked by an interviewer. An interview schedule is always used in a *structured interview*.

Intra-coder reliability The degree to which an individual differs over time in the *coding* of an item. Intra-coder reliability is likely to be an issue in *content analysis*, *structured observation*, and when *coding* answers to *open questions* in research based on *questionnaires* or *structured interviews*.

Key informant Someone who offers the researcher, usually in the context of conducting an *ethnography*, perceptive information about the social setting, important events, and individuals.

Life history interview Similar to the *oral history interview*, but the aim of this type of *unstructured interview* is to glean information on the entire biography of each respondent.

Life history method Also often referred to as the *biographical method*, this method emphasizes the inner experience of individuals and its connections with changing events and phases throughout the life course. The method usually entails *life history interviews* and the use of *personal documents* as data.

Likert scale A widely used format developed by Rensis Likert for asking attitude questions. Respondents are typically asked their degree of agreement with a series of statements that together form a *multiple-indicator* or *-item* measure. The scale is deemed then to measure the intensity with which respondents feel about an issue.

Longitudinal research A *research design* in which data are collected on a *sample* (of people, documents, etc.) on at least two occasions.

Mail questionnaire Traditionally, this term has been synonymous with the *postal questionnaire*, but with the arrival of email-based questionnaires (see *embedded email survey* and *attached email survey*), many writers prefer to refer to postal rather than mail questionnaires.

Mean See *arithmetic mean*.

Measure of central tendency A statistic, like the *arithmetic mean*, *median*, or *mode*, that summarizes a *distribution of values*.

Measure of dispersion A statistic, like the *range* or *standard deviation*, that summarizes the amount of variation in a *distribution of values*.

Measurement validity The degree to which a measure of a concept truly reflects that concept. See also *face validity* and *concurrent validity*.

Median The mid-point in a *distribution of values*.

Meta-analysis A form of *systematic review* that involves summarizing the results of a large number of quantitative studies and conducting various analytical tests to show whether or not a particular variable has an effect across the studies.

Meta-ethnography A form of *systematic review* that is used to achieve interpretative synthesis of *qualitative research* and other secondary sources, thus providing a counterpart to *meta-analysis* in *quantitative research*. It can be used to synthesize and analyse information about a phenomenon that has been extensively studied.

Missing data Data relating to a case that are not available—for example, when a respondent in *social survey* research does not answer a question. These are referred to as 'missing values' in *SPSS*.

Mixed methods research A term that is increasingly employed to describe research that combines the use of both *quantitative research* and *qualitative research*. The term can be employed to describe research that combines just quantitative research methods or that combines just qualitative research methods. However, in recent times, it has taken on this more specific meaning of combining quantitative and qualitative research methods.

Mode The value that occurs most frequently in a *distribution of values*.

Moderated relationship A *relationship* between two *variables* is said to be moderated when it holds for one category of a third variable but not for another category or other categories.

Moderator The person who guides the questioning of a *focus group*. Also called a *facilitator*.

Multiple-indicator measure A measure that employs more than one *indicator* to measure a *concept*.

Multivariate analysis The examination of relationships between three or more *variables*.

Narrative analysis An approach to the elicitation and analysis of data that is sensitive to the sense of temporal sequence that people, as tellers of stories about their lives or events around them, detect in their lives and surrounding episodes and inject into their accounts. However, the approach is not exclusive to a focus on life histories.

Narrative review An approach to reviewing the literature that is often contrasted nowadays with a *systematic review*. It tends to be less focused than a systematic review and seeks to arrive at a critical interpretation of the literature that it covers.

Naturalism A confusing term that has at least three distinct meanings: a commitment to adopting the principles of natural scientific method; being true to the nature of the phenomenon being investigated; and a style of research that seeks to minimize the intrusion of artificial methods of data collection.

Negative relationship A *relationship* between two *variables*, whereby as one increases the other decreases.

Nominal variable Also known as a *categorical variable*, this is a variable that comprises categories that cannot be rank ordered.

Non-manipulable variable A *variable* that cannot readily be manipulated either for practical or for ethical reasons and that therefore cannot be employed in an *experiment*.

Non-probability sample A sample that has not been selected using a *random sampling* method. Essentially, this implies that some units in the population are more likely to be selected than others.

Non-response A source of *non-sampling error* that occurs whenever some members of a sample refuse to cooperate, cannot be contacted, or for some reason cannot supply the required data.

Non-sampling error Differences between the *population* and the *sample* that arise either from deficiencies in the sampling approach, such as an inadequate *sampling frame* or *non-response*, or from problems such as poor question wording, poor interviewing, or flawed processing of data.

Null hypothesis A *hypothesis* of no relationship between two variables.

NVivo A *CAQDAS* package that facilitates the management and analysis of qualitative data.

Objectivism An *ontological* position that asserts that social phenomena and their meanings have an existence that is independent of social actors. Compare with *constructionism*.

Observation schedule A device used in *structured observation* that specifies the categories of behaviour that are to be observed and how behaviour should be allocated to those categories.

Official statistics Statistics compiled by or on behalf of state agencies in the course of conducting their business.

Ontology, ontological A theory of the nature of social entities. See *objectivism* and *constructionism*.

Open question A question employed in an *interview schedule* or *self-completion questionnaire* that does not present the respondent with a set of possible answers to choose from. Compare with *closed question*.

Operational definition The definition of a *concept* in terms of the operations to be carried out when measuring it.

Operationism, operationalism A doctrine, mainly associated with a version of physics, that emphasizes the search for *operational definitions* of *concepts*.

Oral history interview A largely *unstructured interview* in which the respondent is asked to recall events from his or her past and to reflect on them.

Ordinal variable A variable whose categories can be rank ordered (as in the case of *interval* and *ratio variables*), but the distances between the categories are not equal across the range.

Outlier An extreme value in a *distribution of values*. If a *variable* has an extreme value—either very high or very low—the *arithmetic mean* or the *range* will be distorted by it.

Paradigm A term deriving from the history of science, where it was used to describe a cluster of beliefs and dictates that for scientists in a particular discipline influence what should be studied, how research should be done, and how results should be interpreted.

Participant observation Research in which the researcher immerses him- or herself in a social setting for an extended period of time, observing behaviour, listening to what is said in conversations both between others and with the fieldworker, and asking questions. Participant observation usually includes interviewing *key informants* and studying documents and as such is difficult to distinguish from *ethnography*. In this book, participant observation is employed to refer to the specifically observational aspect of ethnography.

Pearson's *r* A measure of the strength and direction of the *relationship* between two *interval/ratio variables*.

Personal documents Documents such as *diaries*, letters, and autobiographies that are not written for an official purpose. They provide first-person accounts of the writer's life and events within it.

Phenomenology A philosophy that is concerned with the question of how individuals make sense of the world around them and how in particular the philosopher should bracket out preconceptions concerning his or her grasp of that world.

Phi A method for assessing the strength of the *relationship* between two *dichotomous variables*.

Photo-elicitation Typically, photo-elicitation is a visual research methods that entails getting interviewees to discuss one or more photographs in the course of an interview. The photograph(s) may be extant or may have been taken by the interviewee for the purpose of the research.

Population The universe of units from which a *sample* is to be selected.

Positive relationship A *relationship* between two *variables*, whereby as one increases the other increases as well.

Positivism An *epistemological* position that advocates the application of the methods of the natural sciences to the study of social reality and beyond.

Postal questionnaire A form of *self-completion questionnaire* that is sent to respondents and usually returned by them by mail.

Postmodernism A position that displays a distaste for master-narratives and for a *realist* orientation. In the context of research methodology, postmodernists display a preference for qualitative methods and a concern with the modes of representation of research findings.

Pre-coded question Another name for a *closed question*. The term is often preferred, because such a question removes the need for the application of a *coding frame* to the question after it has been answered. This is because the range of answers has been predetermined and a numerical *code* will have been pre-assigned to each possible answer. The term is particularly appropriate when the codes appear on the *questionnaire* or *interview schedule*.

Probability sampling, sample A sample that has been selected using *random sampling* and in which each unit in the population has a known probability of being selected.

Purposive sampling, sample A form of *non-probability sample* in which the researcher aims to sample cases/participants in a strategic way, so that those sampled are relevant to the research questions that are being posed.

Qualitative content analysis An approach to documents that emphasizes the role of the investigator in the construction of the meaning of and in texts. There is an emphasis on allowing categories to emerge out of data and on recognizing the significance for understanding the meaning of the context in which an item being analysed (and the categories derived from it) appeared.

Qualitative research Qualitative research usually emphasizes words rather than quantification in the collection and analysis of data. As a *research strategy* it is *inductivist*, *constructionist*, and *interpretivist*, but qualitative researchers do not always subscribe to all three of these features. Compare with *quantitative research*.

Quantitative research Quantitative research usually emphasizes quantification in the collection and analysis of data. As a *research strategy* it is *deductivist* and *objectivist* and incorporates a natural science model of the research process (in particular, one influenced by *positivism*), but quantitative researchers do not always subscribe to all three of these features. Compare with *qualitative research*.

Quasi-experiment A *research design* that is close to being an *experiment* but that does not meet the requirements fully and therefore does not exhibit complete *internal validity*.

Questionnaire A collection of questions administered to respondents. When used on its own, the term usually denotes a *self-completion questionnaire*.

Quota sample A *sample* that non-randomly samples a *population* in terms of the relative proportions of people in different categories. It is a type of *non-probability sample*.

Random assignment A term used in connection with *experiments* to refer to the random allocation of research participants to the experimental group and the control group.

Random sampling Sampling whereby the inclusion of a unit of a *population* occurs entirely by chance.

Randomized controlled trial A term used to describe a study that meets the criteria of a true *experiment*. The term is used in fields like the health sciences in which the goal is to test the effectiveness of an intervention, such as a clinical intervention.

Range The difference between the maximum and the minimum value in a *distribution of values* associated with an *interval* or *ratio variable*.

Ratio variable An *interval variable* with a true zero point.

Reactivity, reactive effect A term used to describe the response of research participants to the fact that they know they are being studied. Reactivity is deemed to result in untypical behaviour.

Realism An epistemological position that acknowledges a reality independent of the senses that is accessible to the researcher's tools and theoretical speculations. It implies that the categories created by scientists refer to real objects in the natural or social worlds. See also *critical realism*.

Reflexivity A term used in research methodology to refer to a reflectiveness among social researchers about the implications for the knowledge of the social world they generate of their methods, values, biases, decisions, and mere presence in the very situations they investigate.

Relationship An association between two variables whereby the variation in one variable coincides with variation in another variable. See also *Negative relationship* and *Positive relationship*.

Reliability The degree to which a measure of a concept is stable.

Replication, replicability The degree to which the results of a study can be reproduced. See also *internal reliability*.

Representative sample A *sample* that reflects the population accurately, so that it is a microcosm of the *population*.

Research design This term is employed in this book to refer to a framework for the collection and analysis of data. A choice of research design reflects decisions about the priority being given to a range of dimensions of the research process (such as *causality* and *generalization*).

Research question A research question is a question that provides an explicit statement of what it is the researcher wants to know about.

Research strategy A term used in this book to refer to a general orientation to the conduct of social research (see *quantitative research* and *qualitative research*).

Respondent validation Sometimes called *member validation*, this is a process whereby a researcher provides the people on whom he or she has conducted research with an account of his or her findings and requests feedback on that account.

Response set The tendency among some respondents to *multiple-indicator measures* to reply in the same way to each constituent item.

Retroduction, retroductive A form of reasoning that entails making an inference about the causal mechanism that lies behind and is responsible for regularities that are observed in the social world. It is very much associated with *critical realism*.

Rhetoric, rhetorical A concern with the ways in which appeals to convince or persuade are devised.

Sample The segment of the population that is selected for research. It is a subset of the *population*. The method of selection may be based on *probability sampling* or *non-probability sampling* principles.

Sampling error Differences between a *random sample* and the *population* from which it is selected.

Sampling frame The listing of all units in the *population* from which a *sample* is selected.

Scale A term that is usually used interchangeably with *index* to refer to a *multiple-indicator measure* in which the score a person gives for each component *indicator* is used to provide a composite score for that person.

Scan sampling A sampling approach in *structured observation* whereby an entire group of individuals is scanned at regular intervals and the behaviour of all of them is recorded at each occasion.

Secondary analysis The analysis of data by researchers who will probably not have been involved in the collection of those data for purposes that may not have been envisaged by those responsible for the data collection. Secondary analysis may entail the analysis of either quantitative data or qualitative data.

Self-administered questionnaire See *self-completion questionnaire*.

Self-completion questionnaire A *questionnaire* that the respondent answers without the aid of an interviewer. Sometimes called a *self-administered questionnaire*.

Semiotics The study/science of *signs*. An approach to the analysis of documents and other phenomena that emphasizes the importance of seeking out the deeper meaning of those phenomena. A semiotic approach is concerned to uncover the processes of meaning production and how signs are designed to have an effect upon actual and prospective consumers of those signs.

Semi-structured interview A term that covers a wide range of types. It typically refers to a context in which the interviewer has a series of questions that are in the general form of an *interview guide* but is able to vary the sequence of questions. The questions are frequently somewhat more general in their frame of reference from that typically found in a *structured interview* schedule. Also, the interviewer usually has some latitude to ask further questions in response to what are seen as significant replies.

Sensitizing concept A term devised by Blumer to refer to a preference for treating a *concept* as a guide in an investigation, so that it points in a general way to what is relevant or important. This position contrasts with the idea of an *operational definition*, in which the meaning of a concept is fixed in advance of carrying out an investigation.

Sign A term employed in *semiotics*. A sign is made up of a signifier (the manifestation of a sign) and the signified (that idea or deeper meaning to which the signifier refers).

Simple observation The passive and unobtrusive observation of behaviour.

Simple random sample A *sample* in which each unit has been selected entirely by chance. Each unit of the *population* has a known and equal probability of inclusion in the sample.

Snowball sample A *non-probability sample* in which the researcher makes initial contact with a small group of people who are relevant to the research topic and then uses these to establish contacts with others.

Social desirability bias A distortion of data that is caused by respondents' attempts to construct an account that conforms to a socially acceptable model of belief or behaviour.

Social survey See *survey research*.

Spearman's rho (ρ) A measure of the strength and direction of the *relationship* between two *ordinal variables*.

SPSS Originally short for **S**tatistical **P**ackage for the **S**ocial **S**ciences, SPSS is a widely used computer program that allows quantitative data to be managed and analysed.

Spurious relationship A *relationship* between two *variables* is said to be spurious if it is being produced by the

impact of a third variable (often referred to as a *confounding variable*) on each of the two variables that form the spurious relationship. When the third variable is controlled, the relationship disappears.

Standard deviation A measure of dispersion around the *mean*.

Standard error of the mean An estimate of the amount that a sample mean is likely to differ from the population mean.

Statistical inference See *statistical significance (test of)*.

Statistical significance (test of) Allows the analyst to estimate how confident he or she can be that the results deriving from a study based on a randomly selected *sample* are generalizable to the *population* from which the sample was drawn. Such a test does not allow the researcher to infer that the findings are of substantive importance. The *chi-square test* is an example of this kind of test. The process of using a test of statistical significance to generalize from a sample to a population is known as *statistical inference*.

Stratified random sample A *sample* in which units are *randomly sampled* from a *population* that has been divided into categories (strata).

Structured interview A research interview usually in the context of *survey research* in which all respondents are asked exactly the same questions in the same order with the aid of a formal *interview schedule*.

Structured observation Often also called *systematic observation*, structured observation is a technique in which the researcher employs explicitly formulated rules for the observation and recording of behaviour. The rules inform observers about what they should look for and how they should record behaviour.

Survey research A *cross-sectional design* in relation to which data are collected predominantly by *self-completion questionnaire* or by *structured interview* on more than one case (usually quite a lot more than one) and at a *single point in time* in order to collect a body of quantitative or quantifiable data in connection with two or more *variables* (usually many more than two), which are then examined to detect patterns of *relationship* between variables.

Symbolic interactionism A theoretical perspective in sociology and social psychology that views social interaction as taking place in terms of the meanings actors attach to action and things.

Synchronous online interview or focus group Online interviews may be *asynchronous* or synchronous. In the case of the latter, the transactions between participants are in real time, so that there there will be only brief time lapses between interviewers' questions and participants' replies, and, in the case of focus groups, between participants' contributions to the discussion.

Systematic observation See *structured observation*.

Systematic review Systematic reviews are reviews of the literature that aim to provide an account of the literature in a domain that is comprehensive, capable of *replication*, and transparent in its approach. Systematic reviews pay close attention to assessing the quality of research in deciding whether a study should be included or not. *Meta-analysis* and *meta-ethnography* are both forms of systematic review.

Systematic sample A *probability sampling* method in which units are selected from a *sampling frame* according to fixed intervals, such as every fifth unit.

Text A term that is used either in the conventional sense of a written work or in more recent years to refer to a wide range of phenomena. For example, in arriving at a *thick description*, Geertz refers to treating culture as a text.

Thematic analysis A term used in connection with the analysis of qualitative data to refer to the extraction of key themes in one's data. It is a rather diffuse approach with few generally agreed principles for defining core themes in data.

Theoretical sampling, sample A term used mainly in relation to *grounded theory* to refer to *purposive sampling* carried out so that emerging theoretical considerations guide the selection of cases and/or research participants. Theoretical sampling is supposed to continue until a point of *theoretical saturation* is reached.

Theoretical saturation In *grounded theory*, the point when emerging *concepts* have been fully explored and no new theoretical insights are being generated. See also *theoretical sampling*.

Thick description A term devised by Geertz to refer to detailed accounts of a social setting that can form the basis for the creation of general statements about a culture and its significance in people's social lives.

Time sampling A sampling method in *structured observation*, which entails using a criterion for deciding when observation will occur.

Transcription, transcript The written translation of a recorded *interview* or *focus group* session.

Triangulation The use of more than one method or source of data in the study of a social phenomenon so that findings may be cross-checked.

Trustworthiness A set of criteria advocated by some writers for assessing the quality of *qualitative research*.

Turn-taking The notion from *conversation analysis* that order in everyday conversation is achieved through orderly taking of turns in conversations.

Univariate analysis The analysis of a single *variable* at a time.

Unobtrusive methods Methods that do not entail an awareness among research participants that they are being studied and that are therefore not subject to *reactivity*.

Unstructured interview An interview in which the interviewer typically has only a list of topics or issues, often called an *interview guide*, that are typically covered. The style of questioning is usually very informal. The phrasing and sequencing of questions will vary from interview to interview.

Validity A concern with the integrity of the conclusions that are generated from a piece of research. There are different aspects of validity. See, in particular, *measurement validity*, *internal validity*, *external validity*, and *ecological validity*. When used on its own, *validity* is usually taken to refer to *measurement validity*.

Variable An attribute in terms of which cases vary. See also *dependent variable* and *independent variable*. Compare with *constant*.

Web survey A *social survey* conducted so that respondents complete a *questionnaire* via a website.

References

- Abraham, J. (1994). 'Bias in Science and Medical Knowledge: The Open Controversy', *Sociology*, 28: 717–36.
- Ackroyd, S. (2009). 'Research Designs for Realist Research', in D. Buchanan and A. Bryman (eds), *Handbook of Organizational Research Methods*. London: Sage.
- Adler, P., and Adler, P. A. (1985). 'From Idealism to Pragmatic Detachment: The Academic Performance of College Athletes', *Sociology of Education*, 58: 241–50.
- Adler, P. A. (1985). *Wheeling and Dealing: An Ethnography of an Upper-Level Drug Dealing and Smuggling Community*. New York: Columbia University Press.
- Adler, P. A., and Adler, P. (1987). *Membership Roles in Field Research*. Sage University Paper Series on Qualitative Research Methods, 6. Newbury Park, CA: Sage.
- Adler, P. A., and Adler, P. (2008). 'Of Rhetoric and Representation: The Four Faces of Ethnography', *Sociological Quarterly*, 49: 1–30.
- Adriaenssens, C., and Cadman, L. (1999). 'An Adaptation of Moderated E-mail Focus Groups to Assess the Potential of a New Online (Internet) Financial Services Offer in the UK', *Journal of the Market Research Society*, 41: 417–24.
- Aitken, I. (1998). 'The Documentary Film Movement: The Post Office Touches All Branches of Life', in J. Hassard and R. Holliday (eds), *Organization-Representation: Work and Organization in Popular Culture*. London: Sage.
- Alderson, P. (1998). 'Confidentiality and Consent in Qualitative Research', *Network: Newsletter of the British Sociological Association*, 69: 6–7.
- Allison, G. T. (1971). *Essence of Decision: Explaining the Cuban Missile Crisis*. Boston: Little, Brown.
- Altheide, D. L. (1980). 'Leaving the Newsroom', in W. Shaffir, R. A. Stebbins, and A. Turowetz (eds), *Fieldwork Experience: Qualitative Approaches to Social Research*. New York: St Martin's Press.
- Altheide, D. L. (1996). *Qualitative Media Analysis*. Thousand Oaks, CA: Sage.
- Altheide, D. L. (2004). 'Ethnographic Content Analysis', in M. S. Lewis-Beck, A. Bryman, and T. F. Liao (eds), *The Sage Encyclopedia of Social Science Research Methods*. 3 vols. Thousand Oaks, CA: Sage.
- Altschuld, J. W., and Lower, M. A. (1984). 'Improving Mailed Questionnaires: Analysis of a 96 Percent Return Rate', in D. C. Lockhart (ed.), *Making Effective Use of Mailed Questionnaires*. San Francisco: Jossey-Bass.
- Alvesson, M. (2002). *Postmodernism and Social Research*. Buckingham: Open University Press.
- Alvesson, M., and Kärreman, D. (2000). 'Varieties of Discourse: On the Study of Organization through Discourse Analysis', *Human Relations*, 53/9: 1125–49.
- Andersen, M. (1981). 'Corporate Wives: Longing for Liberation or Satisfied with the Status Quo?', *Urban Life*, 10: 311–27.
- Anderson, E. (1978). *A Place on the Corner*. Chicago: University of Chicago Press.
- Anderson, E. (2006). 'Jelly's Place: An Ethnographic Memoir', in D. Hobbs and R. Wright (eds), *The Sage Handbook of Fieldwork*. London: Sage.
- Ang, I. (1985). *Watching Dallas: Soap Opera and the Melodramatic Imagination*. London: Methuen.
- Angell, E., Bryman, A., Ashcroft, R., and Dixon-Woods, M. (2008). 'An Analysis of Decision Letters by Research Ethics Committees: The Ethics/Scientific Quality Boundary Examined', *Quality and Safety in Health Care*, 17: 131–6.
- Arber, S., and Gilbert, G. N. (1989). 'Transitions in Caring: Gender, Life Course and the Care of the Elderly', in B. Bytheway, T. Keil, P. Allatt, and A. Bryman (eds), *Becoming and Being Old: Sociological Approaches to Later Life*. London: Sage.
- Armstrong, D., Gosling, A., Weinman, J., and Marteau, T. (1997). 'The Place of Inter-Rater Reliability in Qualitative Research: An Empirical Study', *Sociology*, 31: 597–606.
- Armstrong, G. (1993). 'Like that Desmond Morris?', in D. Hobbs and T. May (eds), *Interpreting the Field: Accounts of Ethnography*. Oxford: Clarendon Press.
- Armstrong, G. (1998). *Football Hooligans: Knowing the Score*. Oxford: Berg.
- Arnold, H. J., and Feldman, D. C. (1981). 'Social Desirability Response Bias in Self-Report Choice Situations', *Academy of Management Journal*, 24: 377–85.
- Aronson, E., and Carlsmith, J. M. (1968). 'Experimentation in Social Psychology', in G. Lindzey and E. Aronson (eds), *The Handbook of Social Psychology*. Reading, MA: Addison-Wesley.
- Asch, S. E. (1951). 'Effect of Group Pressure upon the Modification and Distortion of Judgments', in H. Guetzkow (ed.), *Groups, Leadership and Men*. Pittsburgh: Carnegie Press.
- Ashforth, B. E., Kreiner, G. E., Clark, M. A., and Fugate, M. (2007). 'Normalizing Dirty Work: Tactics for Countering Occupational Taint', *Academy of Management Journal*, 50: 149–74.
- Atkinson, J. M., and Drew, P. (1979). *Order in Court: The Organization of Verbal Interaction in Judicial Settings*. London: Macmillan.
- Atkinson, P. (1981). *The Clinical Experience*. Farnborough: Gower.
- Atkinson, P. (1990). *The Ethnographic Imagination: Textual Constructions of Society*. London: Routledge.

- Atkinson, P., and Coffey, A. (1995). 'Realism and its Discontents: On the Crisis of Cultural Representation in Ethnographic Texts', in B. Adam and S. Allan (eds), *Theorizing Culture: An Interdisciplinary Critique after Postmodernism*. London: UCL Press.
- Atkinson, P., and Coffey, A. (2011). 'Analysing Documentary Realities', in D. Silverman (ed.), *Qualitative Research: Issues of Theory, Method and Practice*. 3rd edn. London: Sage.
- Atkinson, R. (1998). *The Life Story Interview*. Beverly Hills, CA: Sage.
- Atkinson, R. (2004). 'Life Story Interview', in M. S. Lewis-Beck, A. Bryman, and T. F. Liao (eds), *The Sage Encyclopedia of Social Science Research Methods*. 3 vols. Thousand Oaks, CA: Sage.
- Atkinson, R., and Kintrea, K. (2001). 'Disentangling Area Effects: Evidence from Deprived and Non-Deprived Neighbourhoods', *Urban Studies*, 38: 2277–98.
- Avolio, B. J., Reichard, R. J., Hannah, S. T., Walumbwa, F. O., and Chan, A. (2009). 'A Meta-Analytic Review of Leadership Impact Research: Experimental and Quasi-Experimental Studies', *Leadership Quarterly*, 20: 764–84.
- Bahr, H. M., Caplow, T., and Chadwick, B. A. (1983). 'Middletown III: Problems of Replication, Longitudinal Measurement, and Triangulation', *Annual Review of Sociology*, 9: 243–64.
- Ball, S. J. (1981). *Beachside Comprehensive: A Case Study of Secondary Schooling*. Cambridge: Cambridge University Press.
- Ball, S. J. (1984). 'Beachside Reconsidered: Reflections on a Methodological Apprenticeship', in R. G. Burgess (ed.), *The Research Process in Educational Settings: Ten Case Studies*. London: Falmer Press.
- Bampton, R., and Cowton, C. J. (2002). 'The E-Interview', *Forum Qualitative Social Research*, 3(2), www.qualitative-research.net/fqs (accessed 3 June 2011).
- Banks, M. (2001). *Visual Methods in Social Research*. London: Sage.
- Barbour, R. (2007). *Doing Focus Groups*. London: Sage.
- Barker, E. (1984). *The Making of a Moonie: Choice or Brainwashing?* Oxford: Blackwell.
- Barley, S. R., and Kunda, G. (2004). *Gurus, Hired Guns, and Warm Bodies*. Princeton: Princeton University Press.
- Barnard, M., and Frischer, M. (1995). 'Combining Quantitative and Qualitative Approaches: Researching HIV-Related Risk Behaviours among Drug Injectors', *Addiction Research*, 2: 351–62.
- Barnes, S. (2004). 'Issues of Attribution and Identification in Online Social Research', in M. D. Johns, S.-L. S. Chen, and G. J. Hall (eds), *Online Social Research*. New York: Peter Lang.
- Barnett, R. (1994). 'Editorial', *Studies in Higher Education*, 19/2: 123–4.
- Barter, C., and Renold, E. (1999). 'The Use of Vignettes in Qualitative Research', *Social Research Update*, 25.
- Barthes, R. (1972). *Mythologies*. London: Jonathan Cape.
- Baruch, Y. (1999). 'Response Rate in Academic Studies – A Comparative Analysis', *Human Relations*, 52: 421–38.
- Bauman, Z. (1978). *Hermeneutics and Social Science: Approaches to Understanding*. London: Hutchison.
- Baumgartner, J. C., and Morris, J. S. (2010). 'MyFaceTube Politics: Social Networking Web Sites and Political Engagement of Young Adults', *Social Science Computer Review*, 28: 24–44.
- Baumgartner, R. M., and Heberlein, T. A. (1984). 'Applying Attitude Theories to the Return of Mailed Questionnaires', in D. C. Lockhart (ed.), *Making Effective Use of Mailed Questionnaires*. San Francisco: Jossey-Bass.
- Bazerman, C. (1987). 'Codifying the Social Scientific Style: The APA Publication Manual as a Behaviorist Rhetoric', in J. S. Nelson, A. Megill, and D. N. McClosky (eds), *The Rhetoric of the Human Sciences*. Madison: University of Wisconsin Press.
- Beardsworth, A. (1980). 'Analysing Press Content: Some Technical and Methodological Issues', in H. Christian (ed.), *Sociology of Journalism and the Press*. Keele: Keele University Press.
- Beardsworth, A., and Bryman, A. (2004). 'Meat Consumption and Meat Avoidance among Young People: An 11-Year Longitudinal Study', *British Food Journal*, 106: 313–27.
- Beardsworth, A., and Keil, T. (1992). 'The Vegetarian Option: Varieties, Conversions, Motives and Careers', *Sociological Review*, 40: 253–93.
- Beardsworth, A., and Keil, T. (1997). *Sociology on the Menu: An Invitation to the Study of Food and Society*. London: Routledge.
- Beardsworth, A., Bryman, A., Keil, T., Goode, J., Haslam, C., and Lancashire, E. (2002). 'Women, Men and Food: The Significance of Gender for Nutritional Attitudes and Choices', *British Food Journal*, 104: 470–91.
- Beardsworth, A., Bryman, A., Ford, J., and Keil, T. (n.d.). "'The Dark Figure" in Statistics of Unemployment and Vacancies: Some Sociological Implications', discussion paper, Department of Social Sciences, Loughborough University.
- Bechhofer, F., Elliott, B., and McCrone, D. (1984). 'Safety in Numbers: On the Use of Multiple Interviewers', *Sociology*, 18: 97–100.
- Beck, U. (1992). *The Risk Society: Towards a New Modernity*. London: Sage.
- Becker, H. S. (1958). 'Problems of Inference and Proof in Participant Observation', *American Sociological Review*, 23: 652–60.
- Becker, H. S. (1963). *Outsiders: Studies in the Sociology of Deviance*. New York: Free Press.
- Becker, H. S. (1967). 'Whose Side are We On?', *Social Problems*, 14: 239–47.
- Becker, H. S. (1970). 'Practitioners of Vice and Crime', in R. W. Habenstein (ed.), *Pathways to Data*. Chicago: Aldine.
- Becker, H. S. (1982). 'Culture: A Sociological View', *Yale Review*, 71: 513–27.
- Becker, H. S. (1986). *Writing for Social Scientists: How to Start and Finish Your Thesis, Book, or Article*. Chicago: University of Chicago Press.
- Becker, H. S., and Geer, B. (1957). 'Participant Observation and Interviewing: A Comparison', *Human Organization*, 16: 28–32.
- Becker, S., Bryman, A., and Sempik, J. (2006). *Defining 'Quality' in Social Policy Research: Views, Perceptions and a Framework for Discussion*. Lavenham: Social Policy Association;

- www.social-policy.org.uk/downloads/defining%20quality%20in%20social%20policy%20research.pdf (accessed 18 May 2011).
- Becker, S., Sempik, J., and Bryman, A. (2010). 'Advocates, Agnostics and Adversaries: Researchers' Perceptions of Service User Involvement in Social Policy Research', *Social Policy and Society*, 9: 355–66.
- Beharrell, P. (1993). 'AIDS and the British Press', in J. Eldridge (ed.), *Getting the Message: News, Truth and Power*. London: Routledge.
- Belk, R. W., Sherry, J. F., and Wallendorf, M. (1988). 'A Naturalistic Inquiry into Buyer and Seller Behavior at a Swap Meet', *Journal of Consumer Research*, 14: 449–70.
- Bell, C. (1969). 'A Note on Participant Observation', *Sociology*, 3: 417–18.
- Bell, C., and Newby, H. (1977). *Doing Sociological Research*. London: George Allen & Unwin.
- Bell, C., and Roberts, H. (1984). *Social Researching: Politics, Problems, Practice*. London: Routledge & Kegan Paul.
- Bell, E., and Bryman, A. (2007). 'The Ethics of Management Research: An Exploratory Content Analysis', *British Journal of Management* 18: 63–77.
- Belson, W. A. (1981). *The Design and Understanding of Survey Questions*. Aldershot: Gower.
- Bennett, T., Savage, M., Silva, E., Warde, A., Gayo-Cal, M., and Wright, D. (2009). *Culture, Class, Distinction*. London: Routledge.
- Berelson, B. (1952). *Content Analysis in Communication Research*. New York: Free Press.
- Berthoud, R. (2000a). 'Introduction: the Dynamics of Social Change', in R. Berthoud and J. Gershuny (eds), *Seven Years in the Lives of British Families: Evidence on the Dynamics of Social Change from the British Household Panel Survey*. Bristol: Policy Press.
- Berthoud, R. (2000b). 'A Measure of Changing Health', in R. Berthoud and J. Gershuny (eds), *Seven Years in the Lives of British Families: Evidence on the Dynamics of Social Change from the British Household Panel Survey*. Bristol: Policy Press.
- Beynon, H. (1975). *Working for Ford*. Harmondsworth: Penguin.
- Bhaskar, R. (1975). *A Realist Theory of Science*. Leeds: Leeds Books.
- Bhaskar, R. (1989). *Reclaiming Reality: A Critical Introduction to Contemporary Philosophy*. London: Verso.
- Bickerstaff, K., Lorenzoni, I., Pidgeon, N., Poortinga, W., and Simmons, P. (2008). 'Framing the Energy Debate in the UK: Nuclear Power, Radioactive Waste and Climate Change Mitigation', *Public Understanding of Science*, 17: 145–169.
- Billig, M. (1991). *Ideology and Opinions: Studies in Rhetorical Psychology*. Cambridge: Cambridge University Press.
- Billig, M. (1992). *Talking of the Royal Family*. London: Routledge.
- Billig, M., Condor, S., Edwards, D., Gane, M., Middleton, D., and Radley, A. (1988). *Ideological Dilemmas: A Social Psychology of Everyday Thinking*. London: Sage.
- Blaikie, A. (2001). 'Photographs in the Cultural Account: Contested Narratives and Collective Memory in the Scottish Islands', *Sociological Review*, 49: 345–67.
- Blaikie, N. (2004a). 'Abduction', in M. S. Lewis-Beck, A. Bryman, and T. F. Liao (eds), *The Sage Encyclopedia of Social Science Research Methods*. 3 vols. Thousand Oaks, CA.: Sage.
- Blaikie, N. (2004b). 'Retroduction', in M. S. Lewis-Beck, A. Bryman, and T. F. Liao (eds), *The Sage Encyclopedia of Social Science Research Methods*. 3 vols. Thousand Oaks, CA.: Sage.
- Blatchford, P. (2005). 'A Multi-Method Approach to the Study of School Size Differences', *International Journal of Social Research Methodology*, 8: 195–205.
- Blatchford, P., Edmonds, S., and Martin, C. (2003). 'Class Size, Pupil Attentioness and Peer Relations', *British Journal of Educational Psychology*, 73: 15–36.
- Blatchford, P., Bassett, P., Brown, P., and Webster, R. (2009). 'The Effect of Support Staff on Pupil Engagement and Individual Attention', *British Educational Research Journal*, 36: 661–86.
- Blauner, R. (1964). *Alienation and Freedom*. Chicago: University of Chicago Press.
- Blaxter, M. (1990). *Health and Lifestyles*. London: Routledge.
- Bligh, M. C., Kohles, J. C., and Meindl, J. R. (2004). 'Charisma under Crisis: Presidential Leadership, Rhetoric, and Media Responses before and after the September 11th Terrorist Attacks', *Leadership Quarterly*, 15: 211–39.
- Bloor, M. (1978). 'On the Analysis of Observational Data: A Discussion of the Worth and Uses of Inductive Techniques and Respondent Validation', *Sociology*, 12: 545–52.
- Bloor, M. (1997). 'Addressing Social Problems through Qualitative Research', in D. Silverman (ed.), *Qualitative Research: Theory, Method and Practice*. London: Sage.
- Bloor, M. (2002). 'No Longer Dying for a Living: Collective Responses to Injury Risks in South Wales Mining Communities, 1900–47', *Sociology*, 36: 89–105.
- Bloor, M., Frankland, S., Thomas, M., and Robson, K. (2001). *Focus Groups in Social Research*. London: Sage.
- Blumer, H. (1954). 'What is Wrong with Social Theory?', *American Sociological Review*, 19: 3–10.
- Blumer, H. (1956). 'Sociological Analysis and the "Variable"', *American Sociological Review*, 21: 683–90.
- Blumer, H. (1962). 'Society as Symbolic Interaction', in A. M. Rose (ed.), *Human Behavior and Social Processes*. London: Routledge & Kegan Paul.
- Boellstorff, T. (2008). 'How to get an article accepted at *American Anthropologist* (or anywhere)', *American Anthropologist*, 110: 281–3.
- Boellstorff, T. (2010). 'How to get an article accepted at *American Anthropologist* (or anywhere), Part 2', *American Anthropologist*, 112: 353–6.
- Bogdan, R., and Taylor, S. J. (1975). *Introduction to Qualitative Research Methods: A Phenomenological Approach to the Social Sciences*. New York: Wiley.
- Bond, S., and Sales, J. (2001). 'Household Work in the UK: An Analysis of the British Household Panel Survey 1994', *Work, Employment and Society*, 15: 233–50.
- Bosley, S. L. C., Arnold, J., and Cohen, L. (2009). 'How Other People Shape our Careers: A Typology Drawn from Career Narratives', *Human Relations*, 62: 1487–1520.

- Bottomore, T. B., and Rubel, M. (1963). *Karl Marx: Selected Writings in Sociology and Social Philosophy*. Harmondsworth: Penguin.
- Bourdieu, P. (1984). *Distinction: A Social Critique of the Judgement of Taste*. Cambridge, MA: Harvard University Press.
- Bowen, G. A. (2008). 'Naturalistic Inquiry and the Saturation Concept: A Research Note', *Qualitative Research*, 8: 137–52.
- Bradburn, N. A., and Sudman, S. (1979). *Improving Interview Method and Questionnaire Design*. San Francisco: Jossey-Bass.
- Brannen, J., and Nilsen, A. (2006). 'From Fatherhood to Fathering: Tradition and Change Among British Fathers in Four-Generation Families', *Sociology*, 40: 335–52.
- Brannen, J., Lewis, S., Nilsen, A., and Smithson, J. (2002). *Young Europeans, Work and Family: Futures in Transition*. London: Routledge.
- Braun, V., and Clarke, V. (2006). 'Using Thematic Analysis in Psychology', *Qualitative Research in Psychology*, 3: 77–101.
- Bridgman, P. W. (1927). *The Logic of Modern Physics*. New York: Macmillan.
- Braverman, H. (1974). *Labor and Monopoly Capital: The Degradation of Work in the Twentieth Century*. London: Monthly Review Press.
- Brayfield, A., and Rothe, H. (1951). 'An Index of Job Satisfaction', *Journal of Applied Psychology*, 35: 307–11.
- Brennan, M., and Charbonneau, J. (2009). 'Improving Mail Survey Response Rates Using Chocolate and Replacement Questionnaires', *Public Opinion Quarterly*, 73: 368–78.
- Briggs, C. L. (1986). *Learning How to Ask: A Sociolinguistic Appraisal of the Role of the Interview in Social Science Research*. Cambridge: Cambridge University Press.
- Britten, N. (2005). 'Welcome to Birmingham, the Rudest City in Britain', *Daily Telegraph*, 21 Oct., www.telegraph.co.uk/news/uknews/4197868/Welcome-to-Birmingham-the-rudest-city-in-Britain.html (accessed 3 June 2011).
- Brotzky, S. R., and Giles, D. (2007). 'Inside the "Pro-Ana" Community: A Covert Online Participant Observation', *Eating Disorders*, 15: 93–109.
- Brown, A. D. (1998). 'Narrative, Politics and Legitimacy in an IT Implementation', *Journal of Management Studies*, 35: 35–58.
- Brown, G. W., and Harris, T. W. (1978). *The Social Origins of Depression: A Study of Psychiatric Disorder in Women*. London: Tavistock.
- Bruce, C. S. (1994). 'Research Students' Early Experiences of the Dissertation Literature Review', *Studies in Higher Education*, 19(2): 217–29.
- Bryman, A. (1974). 'Sociology of Religion and Sociology of Elites', *Archives de sciences sociales des religions*, 38: 109–21.
- Bryman, A. (1988a). *Quantity and Quality in Social Research*. London: Routledge.
- Bryman, A. (1988b). *Doing Research in Organizations*. London: Routledge.
- Bryman, A. (1989a). *Research Methods and Organization Studies*. London: Routledge.
- Bryman, A. (1989b). 'The Value of Re-Studies in Sociology: The Case of Clergy and Ministers, 1971 to 1985', *Sociology*, 23: 31–54.
- Bryman, A. (1992). 'Quantitative and Qualitative Research: Further Reflections on their Integration', in J. Brannen (ed.), *Mixing Methods: Qualitative and Quantitative Research*. Aldershot: Avebury.
- Bryman, A. (1994). 'The Mead/Freeman Controversy: Some Implications for Qualitative Researchers', in R. G. Burgess (ed.), *Studies in Qualitative Methodology, Vol. 4*. Greenwich, CT: JAI Press.
- Bryman, A. (1995). *Disney and his Worlds*. London: Routledge.
- Bryman, A. (1998). 'Quantitative and Qualitative Research Strategies in Knowing the Social World', in T. May and M. Williams (eds), *Knowing the Social World*. Buckingham: Open University Press.
- Bryman, A. (1999). 'Global Disney', in P. Taylor and D. Slater (eds), *The American Century*. Oxford: Blackwell.
- Bryman, A. (2003). 'McDonald's as a Disneyized Institution: Global Implications', *American Behavioral Scientist*, 47: 154–67.
- Bryman, A. (2004a). *The Disneyization of Society*. London: Sage.
- Bryman, A. (2004b). 'Qualitative Research on Leadership: A Critical but Appreciative Review', *Leadership Quarterly*, 15: 729–69.
- Bryman, A. (2006a). 'Integrating Quantitative and Qualitative Research: How is it Done?', *Qualitative Research*, 6: 97–113.
- Bryman, A. (2006b). 'Paradigm Peace and the Implications for Quality', *International Journal of Social Research Methodology*, 9: 111–26.
- Bryman, A. (2007a). 'The Research Question in Social Research: What is its Role?', *International Journal of Social Research Methodology*, 10: 5–20.
- Bryman, A. (2007b). 'Barriers to Integrating Quantitative and Qualitative Research', *Journal of Mixed Methods Research*, 1: 8–22.
- Bryman, A. (2007c). 'Effective Leadership in Higher Education: A Literature Review', *Studies in Higher Education*, 32: 693–710.
- Bryman, A. (2008a). 'The End of the Paradigm Wars?', in P. Alasuutari, J. Brannen, and L. Bickman (eds), *Handbook of Social Research*. London: Sage.
- Bryman, A. (2008b). 'Why Do Researchers Integrate/Combine/Mesh/Blend/Mix/Merge/Fuse Quantitative and Qualitative Research?', in M. M. Bergman (ed.), *Advances in Mixed Methods Research*. London: Sage.
- Bryman, A., and Burgess, R. G. (1994a). 'Developments in Qualitative Data Analysis: An Introduction', in A. Bryman and R. G. Burgess (eds), *Analyzing Qualitative Data*. London: Routledge.
- Bryman, A., and Burgess, R. G. (1994b). 'Reflections on Qualitative Data Analysis', in A. Bryman and R. G. Burgess (eds), *Analyzing Qualitative Data*. London: Routledge.
- Bryman, A., and Burgess, R. G. (1999). 'Introduction: Qualitative Research Methodology—A Review', in A. Bryman and R. G. Burgess (eds), *Qualitative Research*. London: Sage.
- Bryman, A., and Cramer, D. (2004). 'Constructing Variables', in M. Hardy and A. Bryman (eds), *Handbook of Data Analysis*. London: Sage.
- Bryman, A., and Cramer, D. (2011). *Quantitative Data Analysis with IBM SPSS 17, 18 and 19: A Guide for Social Scientists*. London: Routledge.

- Bryman, A., Becker, S., and Sempik, J. (2008). 'Quality Criteria for Quantitative, Qualitative and Mixed Methods Research: The View from Social Policy', *International Journal of Social Research Methodology*, 11: 261–76.
- Bryman, A., Gillingwater, D., and McGuinness, I. (1996). 'Industry Culture and Strategic Response: The Case of the British Bus Industry', *Studies in Cultures, Organizations and Societies*, 2: 191–208.
- Bryman, A., Haslam, C., and Webb, A. (1994). 'Performance Appraisal in UK Universities: A Case of Procedural Compliance?', *Assessment and Evaluation in Higher Education*, 19: 175–88.
- Bryman, A., Stephens, M., and A Campo, C. (1996). 'The Importance of Context: Qualitative Research and the Study of Leadership', *Leadership Quarterly*, 7: 353–70.
- Buckle, A., and Farrington, D. P. (1984). 'An Observational Study of Shoplifting', *British Journal of Criminology*, 24: 63–73.
- Buckle, A., and Farrington, D. P. (1994). 'Measuring Shoplifting by Systematic Observation', *Psychology, Crime and Law*, 1: 133–41.
- Bulmer, M. (1979). 'Concepts in the Analysis of Qualitative Data', *Sociological Review*, 27: 651–77.
- Bulmer, M. (1980). 'Why Don't Sociologists Make More Use of Official Statistics?', *Sociology*, 14: 505–23.
- Bulmer, M. (1982). 'The Merits and Demerits of Covert Participant Observation', in M. Bulmer (ed.), *Social Research Ethics*. London: Macmillan.
- Bulmer, M. (1984). 'Facts, Concepts, Theories and Problems', in M. Bulmer (ed.), *Social Research Methods*. London: Macmillan.
- Burawoy, M. (1979). *Manufacturing Consent*. Chicago: University of Chicago Press.
- Burawoy, M. (2003). 'Revisits: An Outline of a Theory of Reflexive Ethnography', *American Sociological Review*, 68: 645–79.
- Burger, J. M. (2009). 'Replicating Milgram: Would People Still Obey Today?', *American Psychologist* 64: 1–11.
- Burgess, R. G. (1983). *Inside Comprehensive Education: A Study of Bishop McGregor School*. London: Methuen.
- Burgess, R. G. (1984). *In the Field*. London: Allen & Unwin.
- Burgess, R. G. (1987). 'Studying and Restudying Bishop McGregor School', in G. Walford (ed.), *Doing Sociology of Education*. Lewes: Falmer.
- Búriková, Z., and Miller, D. (2010). *Au Pair*. Cambridge: Polity.
- Burman, M. J., Batchelor, S. A., and Brown, J. A. (2001). 'Researching Girls and Violence: Facing the Dilemmas of Fieldwork', *British Journal of Criminology*, 41: 443–59.
- Burrell, I., and Leppard, D. (1994). 'Fall in Crime a Myth as Police Chiefs Massage the Figures', *Sunday Times*, 16 Oct.: 1, 5.
- Bury, M. (2001). 'Illness Narratives: Fact or Fiction?', *Sociology of Health and Illness*, 23: 263–85.
- Business Week* (1973). 'The Public Clams up on Survey Takers', 15 Sept.: 216–20.
- Buston, K. (1997). 'NUD*IST in Action: Its Use and its Usefulness in a Study of Chronic Illness in Young People', *Sociological Research Online*, 2, www.socresonline.org.uk/2/3/6.html (accessed 3 June 2011).
- Butcher, B. (1994). 'Sampling Methods: An Overview and Review', *Survey Methods Centre Newsletter*, 15: 4–8.
- Butler, T., and Robson, G. (2001). 'Social Capital, Gentrification and Neighbourhood Change in London: A Comparison of Three South London Neighbourhoods', *Urban Studies*, 38: 2145–62.
- Calder, B. J. (1977). 'Focus Groups and the Nature of Qualitative Marketing Research', *Journal of Marketing Research*, 14: 353–64.
- Callaghan, G., and Thompson, P. (2002). "'We Recruit Attitude": The Selection and Shaping of Routine Call Centre Labour', *Journal of Management Studies*, 39: 233–54.
- Calvey, D. (2008). 'The Art and Politics of Covert Research: Doing "Situating Ethics" in the Field', *Sociology*, 42: 905–18.
- Camerer, C. F. (1997). 'Taxi Drivers and Beauty Contests', *Engineering and Science*, 60: 11–19.
- Campbell, D. T. (1957). 'Factors Relevant to the Validity of Experiments in Social Settings', *Psychological Bulletin*, 54: 297–312.
- Campbell, R., Pound, P., Pope, C., Britten, N., Pill, R., Morgan, M., and Donovan, J. (2003). 'Evaluating Meta-Ethnography: A Synthesis of Qualitative Research on Lay Experiences of Diabetes and Diabetes Care', *Social Science and Medicine*, 56: 671–84.
- Carini, R. M., Hayek, J. C., Kuh, G. D., Kennedy, J. M., and Ouimet, J. D. (2003). 'College Student Responses to Web and Paper Surveys: Does Mode Matter?', *Research in Higher Education*, 44/1: 1–19.
- Catterall, M., and Maclaran, P. (1997). 'Focus Group Data and Qualitative Analysis Programs: Coding the Moving Picture as well as Snapshots', *Sociological Research Online*, 2, www.socresonline.org.uk/socresonline/2/1/6.html (accessed 3 June 2011).
- Cavendish, R. (1982). *Women on the Line*. London: Routledge & Kegan Paul.
- Chamberlayne, P., Bornat, J., and Wengraf, T. (2000). 'Introduction: The Biographical Turn', in P. Chamberlayne, J. Bornat, and T. Wengraf (eds), *The Turn to Biographical Methods in Social Science: Comparative Issues and Examples*. London: Routledge.
- Charles, N., and Kerr, N. (1988). *Women, Food and Families*. Manchester: Manchester University Press.
- Charlton, T., Gunter, B., and Coles, D. (1998). 'Broadcast Television as a Cause of Aggression?: Recent Findings from a Naturalistic Study', *Emotional and Behavioural Difficulties*, 3: 5–13.
- Charlton, T., Coles, D., Panting, C., and Hannan, A. (1999). 'Behaviour of Nursery Class Children before and after the Availability of Broadcast Television: A Naturalistic Study of Two Cohorts in a Remote Community', *Journal of Social Behavior and Personality*, 14: 315–24.
- Charmaz, K. (1983). 'The Grounded Theory Method: An Explication and Interpretation', in R. M. Emerson (ed.), *Contemporary Field Research: A Collection of Readings*. Boston: Little, Brown.
- Charmaz, K. (1991). *Good Days, Bad Days: The Self in Chronic Illness and Time*. New Brunswick: Rutgers University Press.
- Charmaz, K. (1997). 'Identity Dilemmas of Chronically Ill Men', in A. Strauss and J. M. Corbin (eds), *Grounded Theory in Practice*. Thousand Oaks, CA: Sage.

- Charmaz, K. (2000). 'Grounded Theory: Objectivist and Constructivist Methods', in N. K. Denzin and Y. S. Lincoln (eds), *Handbook of Qualitative Research*. 2nd edn. Thousand Oaks, CA: Sage.
- Charmaz, K. (2002). 'Qualitative Interviewing and Grounded Theory Analysis', in J. F. Gubrium and J. A. Holstein (eds), *Handbook of Interview Research: Context and Method*. Thousand Oaks, CA: Sage.
- Charmaz, K. (2004). 'Grounded Theory', in M. S. Lewis-Beck, A. Bryman, and T. F. Liao (eds), *The Sage Encyclopedia of Social Science Research Methods*. 3 vols.; Thousand Oaks, CA: Sage.
- Charmaz, K. (2006). *Constructing Grounded Theory: A Practical Guide through Qualitative Analysis*. London: Sage.
- Chattoe, E., and Gilbert, N. (1999). 'Talking about Budgets: Time and Uncertainty in Household Decision Making', *Sociology*, 33: 85–103.
- Chin, M. G., Fisak, B., Jr, and Sims, V. K. (2002). 'Development of the Attitudes toward Vegetarianism Scale', *Anthrozoös*, 15: 333–42.
- Cicourel, A. V. (1964). *Method and Measurement in Sociology*. New York: Free Press.
- Cicourel, A. V. (1968). *The Social Organization of Juvenile Justice*. New York: Wiley.
- Cicourel, A. V. (1982). 'Interviews, Surveys, and the Problem of Ecological Validity', *American Sociologist*, 17: 11–20.
- Clairborn, W. L. (1969). 'Expectancy Effects in the Classroom: A Failure to Replicate', *Journal of Educational Psychology*, 60: 377–83.
- Clapper, D. L., and Massey, A. P. (1996). 'Electronic Focus Groups: A Framework for Exploration', *Information and Management*, 30: 43–50.
- Clayman, S., and Gill, V. T. (2004). 'Conversation Analysis', in M. Hardy and A. Bryman (eds), *Handbook of Data Analysis*. London: Sage.
- Clifford, J. (1983). 'On Ethnographic Authority', *Representations*, 1: 118–46.
- Cloward, R. A., and Ohlin, L. E. (1960). *Delinquency and Opportunity: A Theory of Delinquent Gangs*. New York: Free Press.
- Cobanoglu, C., Ward, B., and Moreo, P. J. (2001). 'A Comparison of Mail, Fax and Web-Based Survey Methods', *International Journal of Market Research*, 43: 441–52.
- Coffey, A. (1999). *The Ethnographic Self: Fieldwork and the Representation of Reality*. London: Sage.
- Coffey, A., and Atkinson, P. (1996). *Making Sense of Qualitative Data: Complementary Research Strategies*. Thousand Oaks, CA: Sage.
- Coffey, A., Holbrook, B., and Atkinson, P. (1994). 'Qualitative Data Analysis: Technologies and Representations', *Sociological Research Online*, 2, www.socresonline.org.uk/1/1/4.html (accessed 3 June 2011).
- Cohen, R. S. (2010). 'When It Pays to be Friendly: Employment Relationships and Emotional Labour in Hairstyling', *Sociological Review*, 58: 197–218.
- Cohen, S. (1973). *Folk Devils and Moral Panics: The Creation of the Mods and Rockers*. London: Paladin.
- Coleman, C., and Moynihan, J. (1996). *Understanding Crime Data: Haunted by the Dark Figure*. Buckingham: Open University Press.
- Coleman, J. S. (1958). 'Relational Analysis: The Study of Social Organization with Survey Methods', *Human Organization*, 16: 28–36.
- Collins, M. (1997). 'Interviewer Variability: A Review of the Problem', *Journal of the Market Research Society*, 39: 67–84.
- Collins, R. (1994). *Four Sociological Traditions*. Rev. edn. New York: Oxford University Press.
- Conger, J. A., and Kanungo, R. N. (1998). *Charismatic Leadership in Organizations*. Thousand Oaks, CA: Sage.
- Converse, J. M., and Presser, S. (1986). *Survey Questions: Handcrafting the Standardized Questionnaire*. Beverly Hills, CA: Sage.
- Cook, T. D., and Campbell, D. T. (1979). *Quasi-Experimentation: Design and Analysis for Field Settings*. Boston: Houghton Mifflin.
- Corden, A., and Sainsbury, R. (2006). *Using Verbatim Quotations in Reporting Qualitative Social Research: Researchers' Views*. Social Policy Research Unit Report, www.york.ac.uk/inst/spru/pubs/pdf/verbquotresearch.pdf (accessed 3 June 2011).
- Corti, L. (1993). 'Using Diaries in Social Research', *Social Research Update*, 2.
- Corti, L., Foster, J., and Thompson, P. (1995). 'Archiving Qualitative Research Data', *Social Research Update*, 10.
- Couper, M. P. (2000). 'Web Surveys: A Review of Issues and Approaches', *Public Opinion Quarterly*, 64: 464–94.
- Couper, M. P. (2004). 'Internet Surveys', in M. S. Lewis-Beck, A. Bryman, and T. F. Liao (eds), *The Sage Encyclopedia of Social Science Research Methods*. 3 vols. Thousand Oaks, CA: Sage.
- Couper, M. P. (2008). *Designing Effective Web Surveys*. Cambridge: Cambridge University Press.
- Couper, M. P., and Hansen, S. E. (2002). 'Computer-Assisted Interviewing', in J. F. Gubrium and J. A. Holstein (eds), *Handbook of Interview Research: Context and Method*. Thousand Oaks, CA: Sage.
- Couper, M. P., Tourangeau, R., Conrad, F. G., and Crawford, S. D. (2004). 'What They See Is What We Get: Response Options for Web Surveys', *Social Science Computer Review*, 22: 111–27.
- Couper, M. P., Traugott, M. W., and Lamias, M. J. (2001). 'Web Survey Design and Administration', *Public Opinion Quarterly*, 65: 230–53.
- Coxon, A. P. M. (1994). 'Diaries and Sexual Behaviour: The Use of Sexual Diaries as Method and Substance in Researching Gay Men's Response to HIV/AIDS', in M. Boulton (ed.), *Challenge and Innovation: Methodological Advances in Social Research on HIV/AIDS*. London: Taylor & Francis.
- Craig, G. (2004). 'Managing Safety in Policy Research', in S. Becker and A. Bryman (eds), *Understanding Research for Social Policy and Practice: Themes, Methods, and Approaches*. Bristol: Policy Press.
- Craig, G., Corden, A., and Thornton, P. (2000). 'Safety in Social Research', *Social Research Update*, 20, <http://sru.soc.surrey.ac.uk/SRU29.html> (accessed 3 June 2011).
- Cramer, D. (1998). *Fundamental Statistics for Social Research*. London: Routledge.
- Crawford, S. D., Couper, M. P., and Lamias, M. J. (2001). 'Web Surveys: Perceptions of Burden', *Social Science Computer Review*, 19: 146–62.

- Creswell, J., and Plano Clark, V. L. (2011). *Conducting and Designing Mixed Methods Research*. 2nd edn. Thousand Oaks, CA: Sage.
- Creswell, J., and Tashakkori, A. (2007). 'Developing Publishable Mixed Methods Manuscripts', *Journal of Mixed Methods Research*, 1: 107–11.
- Croll, P. (1986). *Systematic Classroom Observation*. London: Falmer Press.
- Croll, P., and Moses, D. (1985). *One in Five: The Assessment and Incidence of Special Educational Needs*. London: Routledge & Kegan Paul.
- Crompton, R., and Birkelund, G. (2000). 'Employment and Caring in British and Norwegian Banking', *Work Employment and Society*, 14: 331–52.
- Crook, C., and Light, P. (2002). 'Virtual Society and the Cultural Practice of Study', in S. Woolgar (ed.), *Virtual Society? Technology, Cyberbole, Reality*. Oxford: Oxford University Press.
- Crouch, M., and McKenzie, H. (2006). 'The Logic of Small Samples in Interview-Based Qualitative Research', *Social Science Information*, 45: 483–99.
- Cryer, P. (1996). *The Research Student's Guide to Success*. Buckingham: Open University Press.
- Curasi, C. F. (2001). 'A Critical Exploration of Face-to-Face Interviewing vs Computer-Mediated Interviewing', *International Journal of Market Research*, 43: 361–75.
- Czaja, R., and Blair, J. (1996). *Designing Surveys: A Guide to Decisions and Procedures*. Thousand Oaks, CA: Sage.
- Czarniawska, B. (2007). *Shadowing and Other Techniques for Doing Fieldwork in Modern Societies*. Malmö: Liber.
- Dacin, M. T., Munir, K., and Tracey, P. (2010). 'Formal Dining at Cambridge Colleges: Linking Ritual Performance and Institutional Maintenance', *Academy of Management Journal*, 53: 1393–1418.
- Dale, A. (1987). 'The Effect of Life Cycle on Three Dimensions of Stratification', in A. Bryman, B. Bytheway, P. Allatt, and T. Keil (eds), *Rethinking the Life Cycle*. London: Macmillan.
- Dale, A., Arber, S., and Proctor, M. (1988). *Doing Secondary Analysis*. London: Unwin Hyman.
- Daniel, W. W. (1968). *Racial Discrimination in Britain*. Harmondsworth: Penguin.
- Davies, C. A. (1999). *Reflexive Ethnography: A Guide to Researching Selves and Others*. London: Routledge.
- Davies, P. (2000). 'Doing Interviews with Female Offenders', in V. Jupp, P. Davies, and P. Francis (eds), *Doing Criminological Research*. London: Sage.
- Davies, R. B., Elias, P., and Penn, R. (1994). 'The Relationship between a Husband's Unemployment and his Wife's Participation in the Labour Force', in D. Gallie, C. Marsh, and C. Vogler (eds), *Social Change and the Experience of Unemployment*. Oxford: Oxford University Press.
- Davis, E. M. (2008). 'Risky Business: Medical Discourse, Breast Cancer, and Narrative', *Qualitative Health Research*, 18: 65–76.
- Davis, J. A. (1964). 'Great Books and Small Groups: An Informal History of a National Survey', in P. Hammond (ed.), *Sociologists at Work*. New York: Basic Books.
- Davis, M., Bolding, G., Hart, G., Sherr, L., and Elford, J. (2004). 'Reflecting on the Experience of Interviewing Online: Perspectives from the Internet and HIV Study of London', *AIDS Care*, 16: 944–52.
- Davis, S. N. (2003). 'Sex Stereotypes in Commercials Targeted toward Children: A Content Analysis', *Sociological Spectrum*, 23: 407–24.
- Deacon, D. (2007). 'Yesterday's Papers and Today's Technology: Digital Newspaper Archives and "Push Button" Content Analysis', *European Journal of Communication*, 22: 5–25.
- Deacon, D., Bryman, A., and Fenton, N. (1998). 'Collision or Collusion? A Discussion of the Unplanned Triangulation of Quantitative and Qualitative Research Methods', *International Journal of Social Research Methodology*, 1: 47–63.
- Deacon, D., Fenton, N., and Bryman, A. (1999). 'From Inception to Reception: The Natural History of a News Item', *Media, Culture and Society*, 21: 5–31.
- Deacon, D., Pickering, M., Golding, P., and Murdock, G. (1999). *Researching Communications: A Practical Guide to Methods in Media and Cultural Analysis*. London: Arnold.
- Delamont, S. (1976). 'Beyond Flanders' Fields: The Relationship of Subject-Matter and Individuality in Classroom Style', in M. Stubbs and S. Delamont (eds), *Explorations in Classroom Observation*. Chichester: Wiley.
- Delamont, S., and Atkinson, P. (2004). 'Qualitative Research and the Postmodern Turn', in C. Hardy and A. Bryman (eds), *Handbook of Data Analysis*. London: Sage.
- Delamont, S., and Hamilton, D. (1984). 'Revisiting Classroom Research: A Continuing Cautionary Tale', in S. Delamont (ed.), *Readings on Interaction in the Classroom*. London: Methuen.
- Delbridge, R. (1998). *Life on the Line: The Workplace Experience of Lean Production and the 'Japanese' Model*. Oxford: Oxford University Press.
- Delbridge, R. (2004). 'Working in Teams: Ethnographic Evidence from Two "High-Performance" Workplaces', in S. Fleetwood and S. Ackroyd (eds), *Critical Realist Applications in Organisation and Management Studies*. London: Routledge.
- DeLorme, D. E., Zinkhan, G. M., and French, W. (2001). 'Ethics and the Internet: Issues Associated with Qualitative Research', *Journal of Business Ethics*, 33: 271–86.
- Denscombe, M. (2006). 'Web-Based Questionnaires and the Mode Effect: An Evaluation Based on Completion Rates and Data Contents of Near-Identical Questionnaires Delivered in Different Modes', *Social Science Computer Review*, 24: 246–54.
- Denscombe, M. (2010). *Ground Rules for Good Research: Guidelines for Good Practice*. 2nd edn. Maidenhead: Open University Press.
- Denyer, D., and Tranfield, D. (2009). 'Producing a Systematic Review', in D. Buchanan and A. Bryman (eds), *Handbook of Organizational Research Methods*. London: Sage.
- Denzin, N. K. (1968). 'On the Ethics of Disguised Observation', *Social Problems*, 15: 502–4.
- Denzin, N. K. (1970). *The Research Act in Sociology*. Chicago: Aldine.
- Denzin, N. K. (1994). 'Evaluating Qualitative Research in the Poststructural Moment: The Lessons James Joyce Teaches

- us', *International Journal of Qualitative Studies in Education*, 7: 295–308.
- Denzin, N. K., and Lincoln, Y. S. (1994). 'Introduction: Entering the Field of Qualitative Research', in N. K. Denzin and Y. S. Lincoln (eds), *Handbook of Qualitative Research*. Thousand Oaks, CA: Sage.
- Denzin, N. K., and Lincoln, Y. S. (2000). *Handbook of Qualitative Research*. 2nd edn. Thousand Oaks, CA: Sage.
- Denzin, N. K., and Lincoln, Y. S. (2005a). *Handbook of Qualitative Research*. 3rd edn. Thousand Oaks, CA: Sage.
- Denzin, N. K., and Lincoln, Y. S. (2005b). 'Introduction: The Discipline and Practice of Qualitative Research', in N. K. Denzin and Y. S. Lincoln (eds), *Handbook of Qualitative Research*. 3rd edn. Thousand Oaks, CA: Sage.
- Department of Health (2005). *Research Governance Framework for Health and Social Care*. London: Department of Health.
- DeSoucey, M. (2010). 'Gastronationalism: Food Traditions and Authenticity Politics in the European Union', *American Sociological Review*, 75: 432–55.
- Dickinson, H. (1993). 'Accounting for Augustus Lamb: Theoretical and Methodological Issues in Biography and Historical Sociology', *Sociology*, 27: 121–32.
- Diener, E., and Crandall, R. (1978). *Ethics in Social and Behavioral Research*. Chicago: University of Chicago Press.
- Dillman, D. A., Smyth, J. D., and Christian, L. M. (2009). *Internet, Mail, and Mixed-Mode Surveys: The Tailored Design Method*. 3rd edn. Hoboken, NJ: Wiley.
- Dingwall, R. (1980). 'Ethics and Ethnography', *Sociological Review*, 28: 871–91.
- Ditton, J. (1977). *Part-Time Crime: An Ethnography of Fiddling and Pilferage*. London: Macmillan.
- Dixon-Woods, M., Angell, E., Ashcroft, R., and Bryman, A. (2007). 'Written Work: The Social Functions of Research Ethics Committee Letters', *Social Science and Medicine*, 65: 792–802.
- Dohrenwend, B. P. (1966). 'Social Status and Psychiatric Disorder: An Issue of Substance and an Issue of Method', *American Sociological Review*, 31: 14–34.
- Dommeyer, C. J., and Moriarty, E. (2000). 'Comparison of Two Forms of an E-Mail Survey: Embedded vs Attached', *International Journal of Market Research*, 42: 39–50.
- Dorsey, E. R., Steeves, H. L., and Porras, L. E. (2004). 'Advertising Ecotourism on the Internet: Commodifying Environment and Culture', *New Media and Society*, 6: 753–79.
- Douglas, J. D. (1967). *The Social Meanings of Suicide*. Princeton: Princeton University Press.
- Douglas, J. D. (1976). *Investigative Social Research: Individual and Team Field Research*. Beverly Hills, CA: Sage.
- Duncombe, J., and Marsden, D. (1993). 'Love and Intimacy: The Gender Division of Emotion and "Emotion Work"', *Sociology*, 27: 221–41.
- Dunne, C. (2011). 'The Place of the Literature Review in Grounded Theory Research', *International Journal of Social Research Methodology*, 14: 111–24.
- Dunning, E., Murphy, P., and Williams, J. (1988). *The Roots of Football Hooliganism: An Historical and Sociological Study*. London: Routledge.
- Durkheim, E. (1938). *The Rules of Sociological Method*, trans. S. A. Solovay and J. H. Mueller. New York: Free Press.
- Durkheim, E. (1952). *Suicide. A Study In Sociology*, trans. J. A. Spaulding and G. Simpson. London: Routledge & Kegan Paul.
- Dwyer, J. T., Mayer, L. D. V. H., Dowd, K., Kandel, R. F., and Mayer, J. (1974). 'The New Vegetarians: The Natural High?', *Journal of the American Dietetic Association*, 65: 529–36.
- Dyer, W. G., and Wilkins, A. L. (1991). 'Better Stories, not Better Constructs, to Generate Better Theory: A Rejoinder to Eisenhardt', *Academy of Management Review*, 16: 613–19.
- Edley, N., and Wetherell, M. (1997). 'Jockeying for Position: The Construction of Masculine Identities', *Discourse and Society*, 8: 203–17.
- Edwards, R. (1979). *Contested Terrain*. New York: Basic Books.
- Eisenhardt, K. M. (1989). 'Building Theories from Case Study Research', *Academy of Management Review*, 14: 532–50.
- Elliott, C., and Ellingworth, D. (1997). 'Assessing the Representativeness of the 1992 British Crime Survey: The Impact of Sampling Error and Response Biases', *Sociological Research Online*, 2, www.socresonline.org.uk/2/4/3.html (accessed 3 June 2011).
- Elliott, H. (1997). 'The Use of Diaries in Sociological Research on Health Experience', *Sociological Research Online*, 2, www.socresonline.org.uk/2/2/7.html (accessed 3 June 2011).
- Emerson, R. M. (1987). 'Four Ways to Improve the Craft of Fieldwork', *Journal of Contemporary Ethnography*, 16: 69–89.
- Erikson, K. T. (1967). 'A Comment on Disguised Observation in Sociology', *Social Problems*, 14: 366–73.
- Evans, A., Elford, J., and Wiggins, R. D. (2008). 'Using the Internet in Qualitative Research', in C. Willig and W. Stainton Rogers (eds), *SAGE Handbook of Qualitative Methods in Psychology*. London: Sage.
- Evans, J., and Benefield, P. (2001). 'Systematic Reviews of Educational Research: Does the Medical Model Fit?', *British Educational Research Journal*, 27: 527–41.
- Evans, M., Wedande, G., Ralston, L., and van 't Hul, S. (2001). 'Consumer Interaction in the Virtual Era: Some Qualitative Insights', *Qualitative Market Research*, 4: 150–9.
- Ewick, P., and Silbey, S. (2003). 'Narrating Social Structure: Stories of Resistance to Legal Authority', *American Journal of Sociology*, 108: 1328–72.
- Fairclough, N. (2003). *Analysing Discourse: Textual Analysis for Social Research*. London: Routledge.
- Fairclough, N. (2005). 'Peripheral Vision: Discourse Analysis in Organization Studies: The Case for Critical Realism', *Organization Studies*, 26: 915–39.
- Fairclough, N., and Thomas, P. (2004). 'The Discourse of Globalization and the Globalization of Discourse', in D. Grant, C. Hardy, C. Oswick, and L. Putnam (eds), *The Sage Handbook of Organizational Discourse*. London: Sage.
- Faraday, A., and Plummer, K. (1979). 'Doing Life Histories', *Sociological Review*, 27: 773–98.
- Fenton, N., Bryman, A., and Deacon, D. (1998). *Mediating Social Science*. London: Sage.
- Ferrie, J., Shipley, M. J., Marmot, M. G., Stansfeld, S., and Smith, G. D. (1998). 'The Health Effects of Major Organizational Change and Job Insecurity', *Social Science and Medicine*, 46: 343–54.

- Festinger, L., Riecken, H. W., and Schachter, S. (1956). *When Prophecy Fails*. New York: Harper & Row.
- Fielding, N. (1981). *The National Front*. London: Routledge & Kegan Paul.
- Fielding, N. (1982). 'Observational Research on the National Front', in M. Bulmer (ed.), *Social Research Ethics*. London: Macmillan.
- Fielding, N., and Lee, R. M. (1998). *Computer Analysis and Qualitative Research*. London: Sage.
- Filmer, P., Phillipson, M., Silverman, D., and Walsh, D. (1972). *New Directions in Sociological Theory*. London: Collier-Macmillan.
- Finch, J. (1984). "It's great to have someone to talk to": The Ethics and Politics of Interviewing Women', in C. Bell and H. Roberts (eds), *Social Researching: Politics, Problems, Practice*. London: Routledge & Kegan Paul.
- Finch, J. (1987). 'The Vignette Technique in Survey Research', *Sociology*, 21: 105–14.
- Finch, J., and Hayes, L. (1994). 'Inheritance, Death and the Concept of the Home', *Sociology*, 28: 417–33.
- Finch, J., and Mason, J. (1990). 'Decision Taking in the Field-Work Process: Theoretical Sampling and Collaborative Working', in R. G. Burgess (ed.), *Studies in Qualitative Methodology*, 2: 25–50.
- Fine, G. A. (1996). 'Justifying Work: Occupational Rhetorics as Resources in Kitchen Restaurants', *Administrative Science Quarterly*, 41: 90–115.
- Fisher, K., and Layte, R. (2004). 'Measuring Work–Life Balance using Time Diary Data', *Electronic International Journal of Time Use Research*, 1: 1–13, <http://ffb.uni-lueneburg.de/eijtur/pdf/volumes/eIJTUR-1-1.pdf#pagemode=bookmark> (accessed 3 June 2011).
- Fjellman, S. M. (1992). *Vinyl Leaves: Walt Disney World and America*. Boulder, CO: Westview Press.
- Flanders, N. (1970). *Analyzing Teacher Behavior*. Reading, MA: Addison-Wesley.
- Fleetwood, S. (2005). 'Ontology in Organization and Management Studies: A Critical Realist Perspective', *Organization*, 12: 197–222.
- Fleming, C., and Bowden, M. (2009). 'Web-Based Surveys as an Alternative to Traditional Mail Methods', *Journal of Environmental Management*, 90: 284–92.
- Fletcher, J. (1966). *Situation Ethics*. London: SCM Press.
- Flint, A., Clegg, S., and Macdonald, R. (2006). 'Exploring Staff Perceptions of Student Plagiarism', *Journal of Further and Higher Education*, 30: 145–56.
- Flyvbjerg, B. (2003). 'Five Misunderstandings about Case Study Research', in C. Seale, G. Gobo, J. F. Gubrium, and D. Silverman (eds), *Qualitative Research Practice*. London: Sage.
- Foddy, W. (1993). *Constructing Questions for Interviews and Questionnaires: Theory and Practice in Social Research*. Cambridge: Cambridge University Press.
- Forth, J., Bewley, H., Bryson, A., Dix, G., and Oxenbridge, S. (2010). 'Survey Errors and Survey Costs: A Response to Timming's Critique of the Survey of Employees Questionnaire in WERS 2004', *Work, Employment and Society*, 24: 578–90.
- Forster, N. (1994). 'The Analysis of Company Documentation', in C. Cassell and G. Symon (eds), *Qualitative Methods in Organizational Research*. London: Sage.
- Foster, J. (1995). 'Informal Social Control and Community Crime Prevention', *British Journal of Criminology*, 35: 563–83.
- Foucault, M. (1977). *Discipline and Punish*. Harmondsworth: Penguin.
- Fowler, B., and Bielsa, E. (2007). 'The Lives We Choose to Remember: A Quantitative Analysis of Newspaper Obituaries', *Sociological Review*, 55: 203–26.
- Fowler, F. J. (1993). *Survey Research Methods*. 2nd edn. Newbury Park, CA: Sage.
- Fowler, F. J., and Mangione, T. W. (1990). *Standardized Survey Interviewing: Minimizing Interviewer-Related Error*. Beverly Hills, CA: Sage.
- Fox, J., and Fogelman, K. (1990). 'New Possibilities for Longitudinal Studies of Intergenerational Factors in Child Health and Development', in D. Magnusson and L. R. Bergman (eds), *Data Quality in Longitudinal Research*. Cambridge: Cambridge University Press.
- Frean, A. (1998). 'Children Read More after Arrival of TV', *The Times*, 29 Apr.: 7.
- Frey, J. H. (2004). 'Telephone Surveys', in M. S. Lewis-Beck, A. Bryman, and T. F. Liao (eds), *The Sage Encyclopedia of Social Science Research Methods*. 3 vols. Thousand Oaks, CA: Sage.
- Frey, J. H., and Oishi, S. M. (1995). *How to Conduct Interviews by Telephone and in Person*. Thousand Oaks, CA: Sage.
- Fricker, S., Galesic, M., Tourangeau, R., and Yan, T. (2005). 'An Experimental Comparison of Web and Telephone Surveys', *Public Opinion Quarterly*, 69: 370–92.
- Fricker, S., and Schonlau, M. (2002). 'Advantages and Disadvantages of Internet Research Surveys: Evidence from the Literature', *Field Methods*, 14: 347–67.
- Gabriel, Y. (1998). 'The Use of Stories', in G. Symon and C. Cassell (eds), *Qualitative Methods and Analysis in Organizational Research*. London: Sage.
- Gallie, D. (1978). *In Search of the New Working Class: Automation and Social Integration within the Capitalist Enterprise*. Cambridge: Cambridge University Press.
- Gallup, G. (1947). 'The Quintamimensional Plan of Question Design', *Public Opinion Quarterly*, 11: 385–93.
- Galton, M., Simon, B., and Croll, P. (1980). *Inside the Primary Classroom*. London: Routledge & Kegan Paul.
- Gambetta, D., and Hamill, H. (2005). *Streetwise: How Taxi Drivers Establish their Customers' Trustworthiness*. New York: Russell Sage Foundation.
- Gans, H. J. (1962). *The Urban Villagers*. New York: Free Press.
- Gans, H. J. (1968). 'The Participant-Observers as Human Being: Observations on the Personal Aspects of Field Work', in H. S. Becker (ed.), *Institutions and the Person: Papers Presented to Everett C. Hughes*. Chicago: Aldine.
- Garcia, A. C., Standlee, A. I., Bechhoff, J., and Cui, Y. (2009). 'Ethnographic Approaches to the Internet and Computer-Mediated Communication', *Journal of Contemporary Ethnography*, 38/1: 52–84.
- Garfinkel, H. (1967). *Studies in Ethnomethodology*. Englewood Cliffs, NJ: Prentice-Hall.

- Geertz, C. (1973a). 'Thick Description: Toward an Interpretive Theory of Culture', in C. Geertz, *The Interpretation of Cultures*. New York: Basic Books.
- Geertz, C. (1973b). 'Deep Play: Notes on the Balinese Cockfight', in C. Geertz, *The Interpretation of Cultures*. New York: Basic Books.
- Gephart, R. P. (1988). *Ethnostatistics: Qualitative Foundations for Quantitative Research*. Newbury Park, CA: Sage.
- Gerson, K., and Horowitz, R. (2002). 'Observation and Interviewing: Options and Choices', in T. May (ed.), *Qualitative Research in Action*. London: Sage.
- Gibson, N. (2004). 'Action Research', in M. S. Lewis-Beck, A. Bryman, and T. F. Liao (eds), *The Sage Encyclopedia of Social Science Research Methods*. 3 vols. Thousand Oaks, CA: Sage.
- Giddens, A. (1984). *The Constitution of Society*. Cambridge: Polity.
- Gilbert, G. N. (1977). 'Referencing as Persuasion', *Social Studies of Science*, 7: 113–22.
- Gilbert, G. N., and Mulkay, M. (1984). *Opening Pandora's Box: A Sociological Analysis of Scientists' Discourse*. Cambridge: Cambridge University Press.
- Gill, R. (1996). 'Discourse Analysis: Practical Implementation', in J. T. E. Richardson (ed.), *Handbook of Qualitative Research Methods for Psychology and the Social Sciences*. Leicester: BPS Books.
- Gill, R. (2000). 'Discourse Analysis', in M. W. Bauer and G. Gaskell (eds), *Qualitative Researching with Text, Image and Sound*. London: Sage.
- Giulianotti, R. (1995). 'Participant Observation and Research into Football Hooliganism: Reflections on the Problems of Entrée and Everyday Risks', *Sociology of Sport Journal*, 12: 1–20.
- Giulianotti, R. (1997). 'Enlightening the North: Aberdeen Fanzines and Local Football Identity', in G. Armstrong and R. Giulianotti (eds), *Entering the Field: New Perspectives on World Football*. Oxford: Berg.
- Gladney, A. P., Ayars, C., Taylor, W. C., Liehr, P., and Meininger, J. C. (2003). 'Consistency of Findings Produced by Two Multidisciplinary Research Teams', *Sociology*, 37: 297–313.
- Glasby, J., and Lester, H. (2005). 'On the Inside: A Narrative Review of Mental Health Inpatient Services', *British Journal of Social Work*, 35: 863–79.
- Glaser, B. G. (1992). *Basics of Grounded Theory Analysis*. Mill Valley, CA: Sociology Press.
- Glaser, B. G., and Strauss, A. L. (1967). *The Discovery of Grounded Theory: Strategies for Qualitative Research*. Chicago: Aldine.
- Glasgow University Media Group (1976). *Bad News*. London: Routledge & Kegan Paul.
- Glock, C. Y. (1988). 'Reflections on Doing Survey Research', in H. J. O'Gorman (ed.), *Surveying Social Life*. Middletown, CT: Wesleyan University Press.
- Glucksmann, M. (1994). 'The Work of Knowledge and the Knowledge of Women's Work', in M. Maynard and J. Purvis (eds), *Researching Women's Lives from a Feminist Perspective*. London: Taylor & Francis.
- Goffman, E. (1956). *The Presentation of Self in Everyday Life*. New York: Doubleday.
- Goffman, E. (1963). *Stigma: Notes on the Management of Spoiled Identity*. Harmondsworth: Penguin.
- Gold, R. L. (1958). 'Roles in Sociological Fieldwork', *Social Forces*, 36: 217–23.
- Golden-Biddle, K., and Locke, K. D. (1993). 'Appealing Work: An Investigation of How Ethnographic Texts Convince', *Organization Science*, 4: 595–616.
- Golden-Biddle, K., and Locke, K. D. (1997). *Composing Qualitative Research*. Thousand Oaks, CA: Sage.
- Goldthorpe, J. H., Lockwood, D., Bechhofer, F., and Platt, J. (1968). *The Affluent Worker: Industrial Attitudes and Behaviour*. Cambridge: Cambridge University Press.
- Goode, E. (1996). 'The Ethics of Deception in Social Research: A Case Study', *Qualitative Sociology*, 19: 11–33.
- Goode, W. J., and Hatt, P. K. (1952). *Methods of Social Research*. New York: McGraw Hill.
- Gottdiener, M. (1982). 'Disneyland: A Utopian Urban Space', *Urban Life*, 11: 139–62.
- Gottdiener, M. (1997). *The Theming of America: Dreams, Visions and Commercial Spaces*. Boulder, CO: Westview Press.
- Goulding, C. (2009). 'Grounded Theory Perspectives in Organizational Research', in D. Buchanan and A. Bryman (eds), *Handbook of Organizational Research Methods*. London: Sage.
- Gouldner, A. (1968). 'The Sociologist as Partisan', *American Sociologist*, 3: 103–16.
- Graffigna, G., Bosio, A. C., and Olson, K. (2010). 'How do Ethics Assessments Frame Results of Comparative Qualitative Research? A Theory of Technique Approach', *International Journal of Social Research Methodology*, 13: 341–55.
- Grant, A. M., and Wall, T. D. (2009). 'The Neglected Science and Art of Quasi-Experimentation: Why-to, When-to, and How-to Advice for Organizational Researchers', *Organizational Research Methods*, 12: 653–86.
- Grant, D., Hardy, C., Oswick, C., and Putnam, L. L. (2004). 'Introduction: Organizational Discourse: Exploring the Field', in D. Grant, C. Hardy, C. Oswick, and L. Putnam (eds), *The Sage Handbook of Organizational Discourse*. London: Sage.
- Grazian, D. (2003). *Blue Chicago: The Search for Authenticity in Urban Blues Clubs*. Chicago: University of Chicago Press.
- Greene, J. C. (1994). 'Qualitative Program Evaluation: Practice and Promise', in N. K. Denzin and Y. S. Lincoln (eds), *Handbook of Qualitative Research*. Thousand Oaks, CA: Sage.
- Greene, J. C. (2000). 'Understanding Social Programs through Evaluation', in N. K. Denzin and Y. S. Lincoln (eds), *Handbook of Qualitative Research*. 2nd edn. Thousand Oaks, CA: Sage.
- Greising, D. (1998). *I'd Like the World to Buy a Coke: The Life and Leadership of Robert Goizueta*. New York: Wiley.
- Grele, R. J. (1998). 'Movement without Aim: Methodological and Theoretical Problems in Oral History', in R. Perks and A. Thomson (eds), *The History Reader*. London: Routledge.
- Griffin, J. H. (1961). *Black Like Me*. Boston: Houghton Mifflin.
- Grint, K., and Woolgar, S. (1997). *The Machine at Work: Technology, Work and Organization*. Cambridge: Polity.

- Groves, R. M. (2006). 'Nonresponse Rates and Nonresponse Bias in Household Surveys', *Public Opinion Quarterly*, 70: 646–75.
- Groves, R. M., Fowler, F. J., Couper, M. P., Lepkowski, J. M., Singer, E., and Tourangeau, R. (2004). *Survey Methodology*. Hoboken, NJ: Wiley.
- Guba, E. G. (1985). 'The Context of Emergent Paradigm Research', in Y. S. Lincoln (ed.), *Organization Theory and Inquiry: The Paradigm Revolution*. Beverly Hills, CA: Sage.
- Guba, E. G., and Lincoln, Y. S. (1994). 'Competing Paradigms in Qualitative Research', in N. K. Denzin and Y. S. Lincoln (eds), *Handbook of Qualitative Research*. Thousand Oaks, CA: Sage.
- Gubrium, J. F., and Holstein, J. A. (1997). *The New Language of Qualitative Method*. New York: Oxford University Press.
- Guest, G., Bunce, A., and Johnson, L. (2006). 'How Many Interviews are Enough? An Experiment with Data Saturation and Variability', *Field Methods*, 18: 59–82.
- Guillemin, M., and Gillam, L. (2004). 'Ethics, Reflexivity, and "Ethically Important Moments" in Research', *Qualitative Inquiry*, 10: 261–80.
- Gusfield, J. (1976). 'The Literary Rhetoric of Science: Comedy and Pathos in Drinking Driving Research', *American Sociological Review*, 41: 16–34.
- Gusterson, H. (1996). *Nuclear Rites: A Weapons Laboratory at the End of the Cold War*. Berkeley, CA: University of California Press.
- Halford, S., Savage, M., and Witz, A. (1997). *Gender, Careers and Organisations: Current Developments in Banking, Nursing and Local Government*. London: Sage.
- Halfpenny, P. (1979). 'The Analysis of Qualitative Data', *Sociological Review*, 27: 799–825.
- Hall, W. S., and Guthrie, L. F. (1981). 'Cultural and Situational Variation in Language Function and Use-Methods and Procedures for Research', in J. L. Green and C. Wallatt (eds), *Ethnography and Language in Educational Settings*. Norwood, NJ: Ablex.
- Hamilton, A. (2006). 'London Fails Civility Test in Survey of World Cities', *The Times*, 20 June: 1.16.
- Hammersley, M. (1989). *The Dilemma of Qualitative Method: Herbert Blumer and the Chicago Tradition*. London: Routledge.
- Hammersley, M. (1992a). 'By what Criteria should Ethnographic Research be Judged?', in M. Hammersley, *What's Wrong with Ethnography*. London: Routledge.
- Hammersley, M. (1992b). 'Deconstructing the Qualitative–Quantitative Divide', in M. Hammersley, *What's Wrong with Ethnography*. London: Routledge.
- Hammersley, M. (1992c). 'The Paradigm Wars: Reports from the Front', *British Journal of Sociology of Education*, 13: 131–43.
- Hammersley, M. (1996). 'The Relationship between Qualitative and Quantitative Research: Paradigm Loyalty versus Methodological Eclecticism', in J. T. E. Richardson (ed.), *Handbook of Research Methods for Psychology and the Social Sciences*. Leicester: BPS Books.
- Hammersley, M. (1997). 'Qualitative Data Archiving: Some Reflections on its Prospects and Problems', *Sociology*, 31: 131–42.
- Hammersley, M. (2001). 'On "Systematic" Reviews of Research Literatures: A "Narrative" Response to Evans and Benefield', *British Educational Research Journal*, 27: 543–54.
- Hammersley, M. (2009). 'Against the Ethicists: On the Evils of Ethical Regulation', *International Journal of Social Research Methodology*, 12: 211–25.
- Hammersley, M. (2011). *Methodology: Who Needs It?* London: Sage.
- Hammersley, M., and Atkinson, P. (1995). *Ethnography: Principles in Practice*. 2nd edn. London: Routledge.
- Hammersley, M., and Gomm, R. (2000). 'Bias in Social Research', in M. Hammersley (ed.), *Taking Sides in Social Research: Essays in Partisanship and Bias*. London: Routledge.
- Hammersley, M., Scarth, J., and Webb, S. (1985). 'Developing and Testing Theory: The Case of Research on Pupil Learning', in R. G. Burgess (ed.), *Issues in Educational Research: Qualitative Methods*. London: Falmer.
- Hammond, C. (2005). 'The Wider Benefits of Adult Learning: An Illustration of the Advantages of Multi-Method Research', *International Journal of Social Research Methodology*, 8: 239–55.
- Hammond, P. (1964). *Sociologists at Work*. New York: Basic Books.
- Hansen, A. (1995). 'Using Information Technology to Analyze Newspaper Content', in R. M. Lee (ed.), *Information Technology for the Social Scientist*. London: UCL Press.
- Hantrais, L. (1996). 'Comparative Research Methods', *Social Research Update*, 13, <http://sru.soc.surrey.ac.uk/SRU13.html> (accessed 3 June 2011).
- Hardy, C., and Phillips, N. (1999). 'No Joking Matter: Discursive Struggle in the Canadian Refugee System', *Organization Studies*, 20: 1–24.
- Hardy, M., and Bryman, A. (2004). 'Introduction: Common Threads among Techniques of Data Analysis', in M. Hardy and A. Bryman (eds), *Handbook of Data Analysis*. London: Sage.
- Hargreaves, J., Lewis, I., and Speers, T. (n.d.). *Towards a Better Map: Science, the Public and the Media*. Swindon: ESRC.
- Harkness, S., Moscardino, U., Bermúdez, M. R., Zylickz, P. O., Welles-Nyström, B., Blom, M., Parmar, P., Axia, G., Palacios, J., and Super, C. M. (2006). 'Mixed Methods in International Collaboration Research: The Experiences of the International Study of Parents, Children, and Schools', *Cross-Cultural Research*, 40: 65–82.
- Harper, D. (2002). 'Talking about Pictures: A Case for Photo Elicitation', *Visual Studies*, 17: 13–26.
- Harré, R. (1972). *The Philosophies of Science*. Oxford: Oxford University Press.
- Harvey, S. A., Olórtegui, M. P., Leontini, E., and Winch, P. J. (2009). "'They'll Change what they're Doing if they Know that you're Watching": Measuring Reactivity in Health Behavior Because of an Observer's Presence—A Case from the Peruvian Amazon', *Field Methods*, 21: 3–25.
- Haslam, C., and Bryman, A. (1994). 'The Research Dissemination Minefield', in C. Haslam and A. Bryman (eds), *Social Scientists Meet the Media*. London: Routledge.
- Hawker, S., and Kerr, C. (2007). 'Doing Grounded Theory', in E. Lyons and A. Coyle (eds), *Analysing Qualitative Data in Psychology*. London: Sage.

- Hawkes, N. (2003). 'Close Shaves Beat Death by Whisker', *The Times*, 6 Feb.: 1.
- Hawkes, N. (2006). 'Fat Children Dodge the Scales in Study of National Obesity', *The Times*, 21 Dec.: 24.
- Hazelrigg, L. (2004). 'Inference', in M. Hardy and A. Bryman (eds), *Handbook of Data Analysis*. London: Sage.
- Heap, J. L., and Roth, P. A. (1973). 'On Phenomenological Sociology', *American Sociological Review*, 38: 354–67.
- Heath, C. (1997). 'The Analysis of Activities in Face to Face Interaction Using Video', in D. Silverman (ed.), *Qualitative Research: Theory, Method and Practice*. London: Sage.
- Heath, C., Hindmarsh, J., and Luff, P. (2010). *Video in Qualitative Research*. London: Sage.
- Heerwegh, D., and Loosveldt, G. (2008). 'Face-to-Face versus Web Surveying in a High Internet-Coverage Population: Differences in Response Quality', *Public Opinion Quarterly*, 72: 836–46.
- Henwood, K., Shirani, F., and Finn, M. (2011). "So you think we've moved, changed, the representation's got more what?" Methodological and Analytical Reflections on Visual (Photo-Elicitation) Methods Used in the Men-as-Fathers Study', in P. Reavey (ed.), *Visual Psychologies: Using and Interpreting Images in Qualitative Research*. London: Psychology Press.
- Heritage, J. (1984). *Garfinkel and Ethnomethodology*. Cambridge: Polity.
- Heritage, J. (1987). 'Ethnomethodology', in A. Giddens and J. H. Turner (eds), *Social Theory Today*. Cambridge: Polity.
- Hesse-Biber, S. (1995). 'Unleashing Frankenstein's Monster? The Use of Computers in Qualitative Research', *Studies in Qualitative Methodology*, 5: 25–41.
- Hewson, C., Yule, P., Laurent, D., and Vogel, C. (2003). *Internet Research Methods: A Practical Guide for the Social and Behavioural Sciences*. London: Sage.
- Hewson, C. and Laurent, D. (2008). 'Research Design and Tools for Internet Research', in N. Fielding, R. M. Lee and G. Blank (eds), *The SAGE Handbook of Online Research Methods*. London: Sage.
- Hine, C. (2000). *Virtual Ethnography*. London: Sage.
- Hine, C. (2008). 'Virtual Ethnography: Models, Varieties, Affordances', in N. Fielding, R. M. Lee and G. Blank (eds), *The SAGE Handbook of Online Research Methods*. London: Sage.
- Hirsch, J. (1981). *Family Photographs*. New York: Oxford University Press.
- Ho, K. C., Baber, Z., and Khondker, H. (2002). 'Sites of Resistance: Alternative Websites and State–Society Relations', *British Journal of Sociology*, 53: 127–48.
- Hobbs, D. (1988). *Doing the Business: Entrepreneurship, the Working Class and Detectives in the East End of London*. Oxford: Oxford University Press.
- Hobbs, D. (1993). 'Peers, Careers, and Academic Fears: Writing as Field-Work', in D. Hobbs and T. May (eds), *Interpreting the Field: Accounts of Ethnography*. Oxford: Clarendon Press.
- Hobbs, D., Hadfield, P., Lister, S., and Winlow, S. (2003). *Bouncers: Violence and Governance in the Night-Time Economy*. Oxford: Oxford University Press.
- Hochschild, A. R. (1983). *The Managed Heart*. Berkeley and Los Angeles: University of California Press.
- Hodges, L. (1998). 'The Making of a National Portrait', *The Times Higher*, 20 Feb.: 22–3.
- Hodkinson, P. (2002). *Goth: Identity, Style and Subculture*. Oxford: Berg.
- Hodkinson, P. (2005). "Insider Research" in the Study of Youth Cultures', *Journal of Youth Studies*, 8: 131–49.
- Hodson, R. (1996). 'Dignity in the Workplace under Participative Management', *American Sociological Review*, 61: 719–38.
- Hodson, R. (1999). *Analyzing Documentary Accounts*. Thousand Oaks, CA: Sage.
- Hodson, R. (2004). 'Work Life and Social Fulfillment: Does Social Affiliation at Work Reflect a Carrot or a Stick?', *Social Science Quarterly*, 85: 221–39.
- Holbrook, A., Bourke, S., Fairburn, H., and Lovat, T. (2007). 'Examiner Comment on the Literature Review in Ph.D. Theses', *Studies in Higher Education*, 32: 337–56.
- Holbrook, A. L., Green, M. C., and Krosnick, J. A. (2003). 'Telephone versus Face-to-Face Interviewing of National Probability Samples with Long Questionnaires: Comparisons of Respondent Satisficing and Social Desirability Response Bias', *Public Opinion Quarterly*, 67: 79–125.
- Holbrook, B., and Jackson, B. (1996). 'Shopping Around: Focus Group Research in North London', *Area*, 28: 136–42.
- Holdaway, S. (1982). "An Inside Job": A Case Study of Covert Research on the Police', in M. Bulmer (ed.), *Social Research Ethics*. London: Macmillan.
- Holdaway, S. (1983). *Inside the British Police: A Force at Work*. Oxford: Blackwell.
- Holdsworth, C. (2006). "Don't you think you're missing out, living at home?": Student Experiences and Residential Transitions', *Sociological Review*, 54: 495–519.
- Holmes, L. (2004). 'Guidance for Ensuring Confidentiality and the Protection of Data', in S. Becker and A. Bryman (eds), *Understanding Research for Social Policy and Practice: Themes, Methods, and Approaches*. Bristol: Policy Press.
- Holsti, O. R. (1969). *Content Analysis for the Social Sciences and Humanities*. Reading, MA: Addison-Wesley.
- Homan, R. (1991). *The Ethics of Social Research*. London: Longman.
- Homan, R., and Bulmer, M. (1982). 'On the Merits of Covert Methods: A Dialogue', in M. Bulmer (ed.), *Social Research Ethics*. London: Macmillan.
- Hood, J. C. (2007). 'Orthodoxy vs. Power: The Defining Traits of Grounded Theory', in A. Bryant and K. Charmaz (eds), *The SAGE Handbook of Grounded Theory*. Los Angeles: Sage.
- Houghton, E. (1998). 'Sex is Good for You', *Guardian* (92 section), 20 Jan.: 14–15.
- Howell, J. M., and Frost, P. J. (1989). 'A Laboratory Study of Charismatic Leadership', *Organizational Behavior and Human Decision Processes*, 43: 243–69.
- Huberman, A. M., and Miles, M. B. (1994). 'Data Management and Analysis Methods', in N. K. Denzin and Y. S. Lincoln (eds), *Handbook of Qualitative Research*. Thousand Oaks, CA: Sage.
- Hudson, J. M., and Bruckman, A. S. (2004). "Go Away": Participant Objections to Being Studied and the Ethics of Chatroom Research', *Information Society*, 20: 127–39.

- Huffaker, D. A., and S. L. Calvert (2005). 'Gender, Identity, and Language Use in Teenage Blogs.', *Journal of Computer-Mediated Communication* 10/2, article 1 <http://jcmc.indiana.edu/vol10/issue2/huffaker.html> (accessed 3 June 2011).
- Hughes, C., and Cohen, R. L. (2010). 'Feminists Really Do Count: The Complexity of Feminist Methodologies', *International Journal of Social Research Methodology*, 13: 189–96.
- Hughes, E. C. (1958). *Men and their Work*. Glencoe, IL: Free Press.
- Hughes, G. (2000). 'Understanding the Politics of Criminological Research', in V. Jupp, P. Davies, and P. Francis (eds), *Doing Criminological Research*. London: Sage.
- Hughes, J. A. (1990). *The Philosophy of Social Research*. 2nd edn. Harlow: Longman.
- Hughes, K., MacKintosh, A. M., Hastings, G., Wheeler, C., Watson, J., and Inglis, J. (1997). 'Young People, Alcohol, and Designer Drinks: A Quantitative and Qualitative Study', *British Medical Journal*, 314: 414–18.
- Hughes, R. (1998). 'Considering the Vignette Technique and its Application to a Study of Drug Injecting and HIV Risk and Safer Behaviour', *Sociology of Health and Illness*, 20: 381–400.
- Humphreys, L. (1970). *Tearoom Trade: Impersonal Sex in Public Places*. Chicago: Aldine.
- Humphreys, M., and Watson, T. (2009). 'Ethnographic Practices: From "Writing-up Ethnographic Research" to "Writing Ethnography"', in S. Ybema, D. Yanow, H. Wels, and F. Kamsteeg (eds), *Organizational Ethnography: Studying the Complexities of Everyday Life*. London: Sage.
- Hurdley, R. (2006). 'Dismantling Mantelpieces: Narrative Identities and Materializing Culture in the Home', *Sociology*, 40: 681–98.
- Hutchby, I., and Wooffitt, R. (1998). *Conversation Analysis*. Cambridge: Polity.
- Hycner, R. H. (1985). 'Some Guidelines for the Phenomenological Analysis of Interview Data', *Human Studies*, 8: 279–303.
- Irvine, A., Drew, P., and Sainsbury, R. (2010). 'Mode Effects In Qualitative Interviews: A Comparison of Semi-Structured Face-To-Face and Telephone Interviews Using Conversation Analysis', *Research Works*, 2010–03, Social Policy Research Unit, University of York, York.
- Israel, M., and Hay, I. (2004). *Research Ethics for Social Scientists*. London: Sage.
- Jacobs, J. (1967). 'A Phenomenological Study of Suicide Notes', *Social Problems*, 15: 60–72.
- Jagger, E. (1998). 'Marketing the Self, Buying an Other: Dating in a Post Modern, Consumer Society', *Sociology*, 32: 795–814.
- Jagger, E. (2005). 'Is Thirty the New Sixty? Dating, Age and Gender in a Postmodern, Consumer Society', *Sociology*, 39: 89–106.
- Jamieson, J. (2000). 'Negotiating Danger in Fieldwork on Crime: A Researcher's Tale', in G. Lee-Treweek and S. Linkogle (eds), *Danger in the Field: Risk and Ethics in Social Research*. London: Routledge.
- Janis, I. L. (1982). *Groupthink: Psychological Studies of Policy Decisions and Fiascos*. 2nd edn. Boston: Houghton-Mifflin.
- Jayaratne, T. E., and Stewart, A. J. (1991). 'Quantitative and Qualitative Methods in the Social Sciences: Current Feminist Issues and Practical Strategies', in M. M. Fonow and J. A. Cook (eds), *Beyond Methodology: Feminist Scholarship as Lived Research*. Bloomington: Indiana University Press.
- Jenkins, G. D., Nader, D. A., Lawler, E. E., and Cammann, C. (1975). 'Standardized Observations: An Approach to Measuring the Nature of Jobs', *Journal of Applied Psychology*, 60: 171–81.
- Jenkins, N., Bloor, M., Fischer, J., Berney, L., and Neale, J. (2010). 'Putting it in Context: the Use of Vignettes in Qualitative Interviewing', *Qualitative Research*, 10: 175–98.
- John, I. D. (1992). 'Statistics as Rhetoric in Psychology', *Australian Psychologist*, 27: 144–9.
- John, P., and Jennings, W. (2010). 'Punctuations and Turning Points in British Politics: The Policy Agenda of the Queen's Speech, 1940–2005', *British Journal of Political Science*, 40: 561–86.
- Johnson, P. (1998). 'Analytic Induction', in G. Symon and C. Cassell (eds), *Qualitative Methods and Analysis in Organizational Research*. London: Sage.
- Jones, I. R., Leontowitsch, M., and Higgs, P. (2010). 'The Experience of Retirement in Secondary Modernity: Generational Habitus among Retired Senior Managers', *Sociology*, 44: 103–20.
- Jones, M. L. (2004). 'Application of Systematic Review Methods to Qualitative Research: Practical Issues', *Journal of Advanced Nursing*, 48: 271–8.
- Jones, S. (2002). *The Internet Goes to College: How Students are Living in the Future with Today's Technology*. Washington: Pew Internet and American Life Project.
- Jose, A., and Lee, S.-M. (2007). 'Environmental Reporting of Global Corporations: A Content Analysis based on Website Disclosures', *Journal of Business Ethics*, 72: 307–21.
- Jowell, R., Brook, L., Prior, G., and Taylor, B. (1992). *British Social Attitudes 1991 Survey*. London: Social and Community Planning Research.
- Kamberelis, G., and Dimitriadis, G. (2005). 'Focus Groups: Strategic Articulations of Pedagogy, Politics, and Inquiry', in N. K. Denzin and Y. S. Lincoln (eds), *Handbook of Qualitative Research*. 3rd edn. Thousand Oaks, CA: Sage.
- Kamin, L. J. (1974). *The Science and Politics of IQ*. New York: Wiley.
- Kanayama, T. (2003). 'Ethnographic Research on the Experience of Japanese Elderly People Online', *New Media and Society*, 5: 267–88.
- Kapsis, R. E. (1989). 'Reputation Building and the Film Art World: The Case of Alfred Hitchcock', *Sociological Quarterly*, 30: 15–35.
- Katz, J. (1982). *Poor People's Lawyers in Transition*. New Brunswick: Rutgers University Press.
- Keat, R., and Urry, J. (1975). *Social Theory as Science*. London: Routledge & Kegan Paul.
- Keenoy, T., Oswick, C., and Grant, D. (1997). 'Organizational Discourses: Text and Context', *Organization*, 2: 147–58.
- Kelley, J., and De Graaf, N. D. (1997). 'National Context, Parental Socialization, and Religious Belief: Results from 15 Nations', *American Sociological Review*, 62: 639–59.

- Kelly, L., Burton, S., and Regan, L. (1994). 'Researching Women's Lives or Studying Women's Oppression? Reflections on what Constitutes Feminist Research', in M. Maynard and J. Purvis (eds), *Researching Women's Lives from a Feminist Perspective*. London: Taylor & Francis.
- Kendall, L. (1999). 'Recontextualizing "Cyberspace": Methodological Considerations for On-Line Research', in S. Jones (ed.), *Doing Internet Research: Critical Issues and Methods for Examining the Net*. Thousand Oaks, CA: Sage.
- Kent, R., and Lee, M. (1999). 'Using the Internet for Market Research: A Study of Private Trading on the Internet', *Journal of the Market Research Society*, 41: 377–85.
- Kimmel, A. J. (1988). *Ethics and Values in Applied Social Research*. Newbury Park, CA: Sage.
- King, N. (1994). 'The Qualitative Research Interview', in C. Cassell and G. Symon (eds), *Qualitative Methods in Organizational Research*. London: Sage.
- Kirk, J., and Miller, M. L. (1986). *Reliability and Validity in Qualitative Research*. Newbury Park, CA: Sage.
- Kitsuse, J. I., and Cicourel, A. V. (1963). 'A Note on the Use of Official Statistics', *Social Problems*, 11: 131–9.
- Kitzinger, J. (1993). 'Understanding AIDS: Researching Audience Perceptions of Acquired Immune Deficiency Syndrome', in J. Eldridge (ed.), *Getting the Message: News, Truth and Power*. London: Routledge.
- Kitzinger, J. (1994). 'The Methodology of Focus Groups: The Importance of Interaction between Research Participants', *Sociology of Health and Illness*, 16: 103–21.
- Kivits, J. (2005). 'Online Interviewing and the Research Relationship', in C. Hine (ed.), *Virtual Methods: Issues in Social Research on the Internet*. Oxford: Berg.
- Knights, D., and Willmott, H. (1990). *Labour Process Theory*. London: Macmillan.
- Knights, D., Willmott, H., and Collinson, D. (1985). *Job Redesign: Critical Perspectives on the Labour Process*. Aldershot: Gower.
- Koeber, C. (2005). 'Introducing Multimedia Presentations and a Course Website to an Introductory Sociology Course: How Technology Affects Student Perceptions of Teaching Effectiveness', *Teaching Sociology*, 33: 285–300.
- Kozinets, R. V. (2001). 'Utopian Enterprise: Articulating the Meanings of *Star Trek's* Culture of Consumption', *Journal of Consumer Research*, 28: 67–88.
- Kozinets, R. V. (2002). 'The Field behind the Screen: Using Netnography for Marketing Research in Online Communities', *Journal of Marketing Research*, 39: 61–72.
- Kozinets, R. V. (2010). *Netnography: Doing Ethnographic Research Online*. London: Sage.
- Krosnick, J. A., Holbrook, A. L., Berent, M. K., Carson, R. T., Hanemann, W. M., Kopp, R. J., Mitchell, R. C., Presser, S., Ruud, P. A., Smith, V. K., Moody, W. R., Green, M. C., and Conaway, M. (2002). 'The Impact of "No Opinion" Response Options on Data Quality: Non-Attitude Reduction or an Invitation to Satisfice?', *Public Opinion Quarterly*, 66: 371–403.
- Krueger, R. A. (1988). *Focus Groups: A Practical Guide for Applied Research*. Newbury Park, CA: Sage.
- Krueger, R. A. (1998). *Moderating Focus Groups*. Thousand Oaks, CA: Sage.
- Kuhn, T. S. (1970). *The Structure of Scientific Revolutions*. 2nd edn. Chicago: University of Chicago Press.
- Kvale, S. (1996). *InterViews: An Introduction to Qualitative Research Interviewing*. Thousand Oaks, CA: Sage.
- Lacey, C. (1976). 'Problems of Sociological Fieldwork: A Review of the Methodology of "Hightown Grammar"', in M. Hammersley and P. Woods (eds), *The Process of Schooling*. London: Routledge & Kegan Paul.
- Lankshear, G. (2000). 'Bacteria and Babies: A Personal Reflection on Researcher's Risk in a Hospital', in G. Lee-Treweek and S. Linkogle (eds), *Danger in the Field: Risk and Ethics in Social Research*. London: Routledge.
- Lantz, P. M., and Booth, K. M. (1998). 'The Social Construction of the Breast Cancer Epidemic', *Social Science and Medicine*, 46: 907–18.
- LaPiere, R. T. (1934). 'Attitudes vs. Actions', *Social Forces*, 13: 230–7.
- Laub, J. H., and Sampson, R. J. (1998). 'Integrating Quantitative and Qualitative Data', in J. Z. Giele and G. H. Elder, Jr. (eds), *Methods of Life Course Research*. Thousand Oaks, CA: Sage.
- Laub, J. H., and Sampson, R. J. (2003). *Shared Beginnings, Divergent Lives: Delinquent Boys to Age 70*. Cambridge, MA: Harvard University Press.
- Laub, J. H., and Sampson, R. J. (2004). 'Strategies for Bridging the Quantitative and Qualitative Divide: Studying Crime over the Life Course', *Research in Human Development*, 1: 81–99.
- Laurie, H., and Gershuny, J. (2000). 'Couples, Work and Money', in R. Berthoud and J. Gershuny (eds), *Seven Years in the Lives of British Families: Evidence on the Dynamics of Social Change from the British Household Panel Survey*. Bristol: Policy Press.
- Laurie, H., and Sullivan, O. (1991). 'Combining Quantitative and Qualitative Data in the Longitudinal Study of Household Allocations', *Sociological Review*, 39: 113–30.
- Layder, D. (1993). *New Strategies in Social Research*. Cambridge: Polity.
- Lazarsfeld, P. (1958). 'Evidence and Inference in Social Research', *Daedalus*, 87: 99–130.
- Leake, J. (1998). 'Police Figures Hide Poor Clear-up Rate', *The Times*, 21 June: 1, 5.
- LeCompte, M. D., and Goetz, J. P. (1982). 'Problems of Reliability and Validity in Ethnographic Research', *Review of Educational Research*, 52: 31–60.
- Lee, R. M. (2000). *Unobtrusive Methods in Social Research*. Buckingham: Open University Press.
- Lee, R. M. (2004). 'Danger in Research', in M. S. Lewis-Beck, A. Bryman, and T. F. Liao (eds), *The Sage Encyclopedia of Social Science Research Methods*. 3 vols. Thousand Oaks, CA: Sage.
- Lee, R. M., and Fielding, N. G. (1991). 'Computing for Qualitative Research: Options, Problems and Potential', in N. G. Fielding and R. M. Lee (eds), *Using Computers in Qualitative Research*. London: Sage.
- Lee-Treweek, G. (2000). 'The Insight of Emotional Danger: Research Experiences in a Home for the Elderly', in G. Lee-Treweek and S. Linkogle (eds), *Danger in the Field: Risk and Ethics in Social Research*. London: Routledge.

- Legge, K. (1995). *Human Resource Management: Rhetorics and Realities*. Basingstoke: Macmillan.
- Leidner, R. (1993). *Fast Food, Fast Talk: Service Work and the Routinization of Everyday Life*. Berkeley and Los Angeles: University of California Press.
- Leonard, M. (2004). 'Bonding and Bridging Social Capital: Reflections from Belfast', *Sociology*, 38: 927–44.
- Letherby, G. (2003). *Feminist Research in Theory and Practice*. Buckingham: Open University Press.
- Levitas, R., and Guy, W. (1996). 'Introduction', in R. Levitas and W. Guy (eds), *Interpreting Official Statistics*. London: Routledge.
- Lewis, M. (2008). 'New Strategies of Control: Academic Freedom and Research Ethics Boards', *Qualitative Inquiry*, 14: 684–99.
- Lewis, O. (1961). *The Children of Sánchez*. New York: Vintage.
- Liebling, A. (2001). 'Whose Side Are We On? Theory, Practice and Allegiances in Prisons Research', *British Journal of Criminology*, 41: 472–84.
- Liebow, E. (1967). *Tally's Corner*. Boston: Little, Brown.
- Lincoln, Y. S., and Denzin, N. K. (1994). 'The Fifth Moment', in N. K. Denzin and Y. S. Lincoln (eds), *Handbook of Qualitative Research*. Thousand Oaks, CA: Sage.
- Lincoln, Y. S., and Denzin, N. K. (2005). 'Epilogue: The Eighth and Ninth Moments—Qualitative Research in/and the Fractured Future', in N. K. Denzin and Y. S. Lincoln (eds), *Handbook of Qualitative Research*. 3rd edn. Thousand Oaks, CA: Sage.
- Lincoln, Y. S., and Guba, E. (1985). *Naturalistic Inquiry*. Beverly Hills, CA: Sage.
- Lincoln, Y. S., and Tierney, W. G. (2004). 'Qualitative Research and Institutional Review Boards', *Qualitative Inquiry*, 10: 219–34.
- Lindesmith, A. R. (1947). *Opiate Addiction*. Bloomington: Principia Press.
- Livingstone, S. (2006). 'Children's Privacy Online: Experimenting with Boundaries Within and Beyond the Family', in R. Kraut, M. Brynin and S. Kiesler (eds), *Computers, Phones, and the Internet*. Oxford: Oxford University Press.
- Livingstone, S., and Bober, M. (2003). *UK Children Go Online: Listening to Young People's Experiences*. London: LSE Research Online, <http://eprints.lse.ac.uk/388/1/UKChildrenGoOnlineReport1.pdf> (accessed 3 June 2011).
- Livingstone, S., and Lunt, P. (1994). *Talk on Television: Audience Participation and Public Debate*. London: Routledge.
- Locke, K. (1996). 'Rewriting *The Discovery of Grounded Theory* after 25 Years?', *Journal of Management Inquiry*, 5: 239–45.
- Lockyer, S. (2006). 'Heard the One About . . . Applying Mixed Methods in Humour Research?', *International Journal of Social Research Methodology*, 9: 41–59.
- Lofland, J. (1971). *Analyzing Social Settings: A Guide to Qualitative Observation and Analysis*. Belmont, CA: Wadsworth.
- Lofland, J., and Lofland, L. (1995). *Analyzing Social Settings: A Guide to Qualitative Observation and Analysis*. 3rd edn. Belmont, CA: Wadsworth.
- Lonkila, M. (1995). 'Grounded Theory as an Emergent Paradigm for Computer-Assisted Qualitative Data Analysis', in U. Kelle (ed.), *Computer-Aided Qualitative Data Analysis*. London: Sage.
- Lucas, R. (1997). 'Youth, Gender and Part-Time Work: Students in the Labour Process', *Work, Employment and Society*, 11: 595–614.
- Lunt, P. K., and Livingstone, S. M. (1992). *Mass Consumption and Personal Identity*. Buckingham: Open University Press.
- Lupton, D. (1996). *Food, the Body and the Self*. London: Sage.
- Lynch, M. (2000). 'Against Reflexivity as an Academic Virtue and Source of Privileged Knowledge', *Theory, Culture and Society*, 17: 26–54.
- Lynd, R. S., and Lynd, H. M. (1929). *Middletown: A Study in Contemporary American Culture*. New York: Harcourt, Brace.
- Lynd, R. S., and Lynd, H. M. (1937). *Middletown in Transition: A Study in Cultural Conflicts*. New York: Harcourt, Brace.
- Lynn, N., and Lea, S. (2003). '"A Phantom Menace and the New Apartheid": The Social Construction of Asylum Seekers in the United Kingdom', *Discourse and Society*, 14: 425–52.
- McCabe, S. E. (2004). 'Comparison of Mail and Web Surveys in Collecting Illicit Drug Use Data: A Randomized Experiment', *Journal of Drug Education*, 34: 61–73.
- McCall, M. J. (1984). 'Structured Field Observation', *Annual Review of Sociology*, 10: 263–82.
- McCartney, J. L. (1970). 'On Being Scientific: Changing Styles of Presentation of Sociological Research', *American Sociologist*, 5: 30–5.
- McClosky, D. N. (1985). *The Rhetoric of Economics*. Brighton: Wheatsheaf.
- McDonald, P., Townsend, K., and Waterhouse, J. (2009). 'Wrong Way, Go Back! Negotiating Access in Industry-Based Research', in K. Townsend and J. Burgess (eds), *Method in the Madness: Research Stories you won't Read in Textbooks*. Oxford: Chandos.
- McGuigan, J. (1992). *Cultural Populism*. London: Routledge.
- McKee, L., and Bell, C. (1985). 'Marital and Family Relations in Times of Male Unemployment', in B. Roberts, R. Finnegan, and D. Gallie (eds), *New Approaches to Economic Life*. Manchester: Manchester University Press.
- McKeever, L. (2006). 'Online Plagiarism Detection Services: Saviour or Scourge?', *Assessment and Evaluation in Higher Education*, 31: 155–65.
- McKeganey, N., and Barnard, M. (1996). *Sex Work on the Streets*. Buckingham: Open University Press.
- MacLure, M. (2005). '"Clarity Bordering on Stupidity": Where's the Quality in Systematic Review?', *Journal of Education Policy*, 20: 393–416.
- Macnaghten, P., and Jacobs, M. (1997). 'Public Identification with Sustainable Development: Investigating Cultural Barriers to Participation', *Global Environmental Change*, 7: 5–24.
- McPhail, C., and Rexroat, C. (1979). 'Mead vs Blumer: The Divergent Methodological Perspectives of Social Behaviorism and Symbolic Interactionism', *American Sociological Review*, 44: 449–67.
- McVeigh, K. (2006). 'Damsels in Distress Given Cold Shoulder', *The Times*, 14 July: 15.
- Madge, C., and O'Connor, H. (2002). 'On-Line with E-Mums: Exploring the Internet as a Medium of Research', *Area*, 34: 92–102.

- Madriz, M. (2000). 'Focus Groups in Feminist Research', in N. K. Denzin and Y. S. Lincoln (eds), *Handbook of Qualitative Research*. 2nd edn. Thousand Oaks, CA: Sage.
- Maitlis, S., and Lawrence, T. B. (2007). 'Triggers and Enablers of Sensegiving in Organizations', *Academy of Management Journal*, 50: 57–84.
- Malbon, B. (1999). *Clubbing: Dancing, Ecstasy and Vitality*. London: Routledge.
- Malinowski, B. (1967). *A Diary in the Strict Sense of the Term*. London: Routledge & Kegan Paul.
- Malkin, A. R., Wornian, K., and Chrisler, J. C. (1999). 'Women and Weight: Gendered Messages on Magazine Covers', *Sex Roles*, 40: 647–55.
- Manfreda, K. L., Bosnjak, M., Berzelak, J., Haas, I., and Vehovar, V. (2008). 'Web Surveys versus Other Survey Modes: A Meta-Analysis Comparing Response Rates', *International Journal of Market Research*, 50: 79–104.
- Mangabeira, W. (1995). 'Qualitative Analysis and Micro-computer Software: Some Reflections on a New Trend in Sociological Research', *Studies in Qualitative Methodology*, 5: 43–61.
- Mangione, T. W. (1995). *Mail Surveys: Improving the Quality*. Thousand Oaks, CA: Sage.
- Mann, C., and Stewart, F. (2000). *Internet Communication and Qualitative Research: A Handbook for Researching Online*. London: Sage.
- Manning, P. K. (1995). 'The Challenge of Postmodernism', in J. Van Maanen (ed.), *Representation in Ethnography*. Thousand Oaks, CA: Sage.
- Marcic, D. (2000). *Respect: Women and Popular Music*. New York: Taxere.
- Marcus, G. E. (1998). *Ethnography through Thick and Thin*. Princeton: Princeton University Press.
- Markham, A. (1998). *Life Online: Researching the Real Experience in Virtual Space*. London and Walnut Creek, CA: AltaMira Press.
- Marsh, C. (1982). *The Survey Method: The Contribution of Surveys to Sociological Explanation*. London: Allen & Unwin.
- Marsh, C., and Scarbrough, E. (1990). 'Testing Nine Hypotheses about Quota Sampling', *Journal of the Market Research Society*, 32: 485–506.
- Marshall, G., and Rose, D. (1989). 'Reply to Saunders', *Network: Newsletter of the British Sociological Association*, 44: 4–5.
- Marshall, G., Newby, H., and Vogler, C. (1988). *Social Class in Modern Britain*. London: Unwin Hyman.
- Martin, P., and Bateson, P. (1986). *Measuring Behaviour: An Introductory Guide*. Cambridge: Cambridge University Press.
- Marx, G. T. (1997). 'Of Methods and Manners for Aspiring Sociologists: 37 Moral Imperatives', *American Sociologist*, 102–25.
- Marzano, G., and Scott, N. (2009). 'Power in Destination Branding', *Annals of Tourism Research*, 36: 247–67.
- Mason, J. (1994). 'Linking Qualitative and Quantitative Data Analysis', in A. Bryman and R. G. Burgess (eds), *Analyzing Qualitative Data*. London: Routledge.
- Mason, J. (1996). *Qualitative Researching*. London: Sage.
- Mason, J. (2002). 'Qualitative Interviewing: Asking, Listening, Interpreting', in T. May (ed.), *Qualitative Research in Action*. London: Sage.
- Mason, Mark (2010). 'Sample Size and Saturation in PhD Studies Using Qualitative Interviews' [63 paragraphs], *Forum Qualitative Sozialforschung/Forum: Qualitative Social Research*, 11/3, art. 8, <http://nbn-resolving.de/urn:nbn:de:0114-fqs100387> (accessed 1 October 2010).
- Masterman, M. (1970). 'The Nature of a Paradigm', in I. Lakatos and A. Musgrave (eds), *Criticism and the Growth of Knowledge*. Cambridge: Cambridge University Press.
- Mattley, C. (2006). 'Aural Sex: The Politics and Moral Dilemmas of Studying the Social Construction of Fantasy', in D. Hobbs and R. Wright (eds), *The Sage Handbook of Fieldwork*. London: Sage.
- Matza, D. (1969). *Becoming Deviant*. Englewood Cliffs, NJ: Prentice-Hall.
- Mauthner, N. S., Parry, O., and Backett-Milburn, K. (1998). 'The Data are Out There, or Are They? Implications for Archiving and Revisiting Qualitative Data', *Sociology*, 32: 733–45.
- Mayhew, P. (2000). 'Researching the State of Crime: Local, National, and International Victim Surveys', in R. D. King and E. Wincup (eds), *Doing Research on Crime and Justice*. Oxford: Oxford University Press.
- Maynard, M. (1994). 'Methods, Practice and Epistemology: The Debate about Feminism and Research', in M. Maynard and J. Purvis (eds), *Researching Women's Lives from a Feminist Perspective*. London: Taylor & Francis.
- Maynard, M. (1998). 'Feminists' Knowledge and the Knowledge of Feminisms: Epistemology, Theory, Methodology and Method', in T. May and M. Williams (eds), *Knowing the Social World*. Buckingham: Open University Press.
- Mays, N., Pope, C., and Popay, J. (2005). 'Systematically Reviewing Qualitative and Quantitative Evidence to Inform Management and Policy-Making in the Health Field', *Journal of Health Services Research and Policy*, 10 (Supplement 1): S6–S20.
- Mead, M. (1928). *Coming of Age in Samoa*. New York: Morrow.
- Meltzer, B. N., Petras, J. W., and Reynolds, L. T. (1975). *Symbolic Interactionism: Genesis, Varieties and Criticism*. London: Routledge & Kegan Paul.
- Menard, S. (1991). *Longitudinal Research*. Newbury Park, CA: Sage.
- Merton, R. K. (1967). *On Theoretical Sociology*. New York: Free Press.
- Merton, R. K., Fiske, M., and Kendall, P. L. (1956). *The Focused Interview: A Manual of Problems and Procedures*. New York: Free Press.
- Midgley, C. (1998). 'TV Violence has Little Impact on Children, Study Finds', *The Times*, 12 Jan.: 5.
- Mies, M. (1993). 'Towards a Methodology for Feminist Research', in M. Hammersley (ed.), *Social Research: Philosophy, Politics and Practice*. London: Sage.
- Miles, M. B. (1979). 'Qualitative Data as an Attractive Nuisance', *Administrative Science Quarterly*, 24: 590–601.
- Milgram, S. (1963). 'A Behavioral Study of Obedience', *Journal of Abnormal and Social Psychology*, 67: 371–8.

- Milgram, S., and Shotland, L. (1973). *Television and Antisocial Behavior: Field Experiments*. New York: Academic Press.
- Millman, R. (1997). *Farewell to the Factory: Auto Workers in the Late Twentieth Century*. Berkeley and Los Angeles: University of California Press.
- Millar, J. (2004). 'Systematic Reviews for Policy Analysis', in S. Becker and A. Bryman (eds), *Understanding Research for Social Policy and Practice: Themes, Methods, and Approaches*. Bristol: Policy Press.
- Millen, D. (1997). 'Some Methodological and Epistemological Issues Raised by Doing Feminist Research on Non-Feminist Women', *Sociological Research Online*, 2, www.socresonline.org.uk/2/3/3.html (accessed 3 June 2011).
- Miller, A. G. (2009). 'Reflections on "Replicating Milgram" (Burger, 2009)', *American Psychologist*, 64: 20–7.
- Miller, D., Jackson, P., Thrift, N., Holbrook, B., and Rowlands, M. (1998). *Shopping, Place and Identity*. London: Routledge.
- Miller, D., and Reilly, J. (1995). 'Making an Issue of Food Safety: The Media, Pressure Groups, and the Public Sphere', in D. Maurer and J. Sobal (eds), *Food and Nutrition as Social Problems*. New York: Aldine de Gruyter.
- Miller, D. Disney (1956). *The Story of Walt Disney*. New York: Dell.
- Miller, N., and Morgan, D. (1993). 'Called to Account: The CV as an Autobiographical Practice', *Sociology*, 27: 133–43.
- Miller, R. L. (2000). *Researching Life Stories and Family Histories*. London: Sage.
- Miner-Rubino, K., Jayaratne, T. E., and Konik, J. (2007). 'Using Survey Research as a Quantitative Method for Feminist Social Change', in S. N. Hesse-Biber (ed.), *Handbook of Feminist Research: Theory and Praxis*. Thousand Oaks, CA: Sage.
- Mintzberg, H. (1973). *The Nature of Managerial Work*. New York: Harper & Row.
- Mishler, E. G. (1986). *Research Interviewing: Context and Narrative*. Cambridge, MA: Harvard University Press.
- Mitchell, J. C. (1983). 'Case and Situation Analysis', *Sociological Review*, 31: 186–211.
- Mitchell, T. (1985). 'An Evaluation of the Validity of Correlational Research Conducted in Organizations', *Academy of Management Review*, 10: 192–205.
- Morgan, D. L. (1998a). *Planning Focus Groups*. Thousand Oaks, CA: Sage.
- Morgan, D. L. (1998b). 'Practical Strategies for Combining Qualitative and Quantitative Methods: Applications for Health Research', *Qualitative Health Research*, 8: 362–76.
- Morgan, D. L. (2002). 'Focus Group Interviewing', in J. F. Gubrium and J. A. Holstein (eds), *Handbook of Interview Research: Context and Method*. Thousand Oaks, CA: Sage.
- Morgan, D. L. (2010). 'Reconsidering the Role of Interaction in Analyzing and Reporting Focus Groups', *Qualitative Health Research*, 20: 718–22.
- Morgan, D. L., and Spanish, M. T. (1985). 'Social Interaction and the Cognitive Organization of Health-Relevant Behaviour', *Sociology of Health and Illness*, 7: 401–22.
- Morgan, G., and Smircich, L. (1980). 'The Case for Qualitative Research', *Academy of Management Review*, 5: 491–500.
- Morgan, R. (2000). 'The Politics of Criminological Research', in R. D. King and E. Wincup (eds), *Doing Research on Crime and Justice*. Oxford: Oxford University Press.
- Morley, D. (1980). *The 'Nationwide' Audience: Structure and Decoding*. London: British Film Institute.
- Morrison, D. E. (1998). *The Search for a Method: Focus Groups and the Development of Mass Communication Research*. Luton: University of Luton Press.
- Morse, J. M. (2004a). 'Purposive Sampling', in M. S. Lewis-Beck, A. Bryman, and T. F. Liao (eds), *The Sage Encyclopedia of Social Science Research Methods*. 3 vols. Thousand Oaks, CA: Sage.
- Morse, J. M. (2004b). 'Sampling in Qualitative Research', in M. S. Lewis-Beck, A. Bryman, and T. F. Liao (eds), *The Sage Encyclopedia of Social Science Research Methods*. 3 vols. Thousand Oaks, CA: Sage.
- Moser, C. A., and Kalton, G. (1971). *Survey Methods in Social Investigation*. London: Heinemann.
- Mumby, D., and Clair, R. (1997). 'Organizational Discourse', in T. A. van Dijk (ed.) *Discourse as Social Interaction. Discourse Studies*, ii. *A Multidisciplinary Introduction*. Newbury Park, CA: Sage.
- Munday, J. (2006). 'Identity in Focus: The Use of Focus Groups to Study the Construction of Collective Identity', *Sociology*, 40: 89–105.
- Nettleton, S., Pleace, N., Burrows, R., Muncer, S., and Loader, B. (2002). 'The Reality of Virtual Social Support', in S. Woolgar (ed.), *Virtual Society? Technology, Cyperbole, Reality*. Oxford: Oxford University Press.
- Newby, H. (1977). 'In the Field: Reflections on the Study of Suffolk Farm Workers', in C. Bell and H. Newby (eds), *Doing Sociological Research*. London: Allen & Unwin.
- Nichols, T., and Beynon, H. (1977). *Living with Capitalism: Class Relations and the Modern Factory*. London: Routledge.
- Noblit, G. W., and Hare, R. D. (1988). *Meta-Ethnography: Synthesizing Qualitative Studies*. Newbury Park, CA: Sage.
- Nordenmark, M., and Strandh, M. (1999). 'Towards a Sociological Understanding of Mental Well-Being among the Unemployed: The Role of Economic and Psychosocial Factors', *Sociology*, 33: 577–98.
- Norris, C. (1993). 'Some Ethical Considerations on Fieldwork with the Police', in D. Hobbs and T. May (eds), *Interpreting the Field: Accounts of Ethnography*. Oxford: Clarendon Press.
- Noy, C. (2008). 'Sampling Knowledge: The Hermeneutics of Snowball Sampling in Qualitative Research', *International Journal of Social Research Methodology*, 11: 327–44.
- Nyberg, D. (2009). 'Computers, Customer Service Operatives, and Cyborgs: Intra-Actions in Call Centres', *Organization Studies*, 30: 1181–99.
- Oakley, A. (1981). 'Interviewing Women: A Contradiction in Terms', in H. Roberts (ed.), *Doing Feminist Research*. London: Routledge & Kegan Paul.
- Oakley, A. (1998). 'Gender, Methodology and People's Ways of Knowing: Some Problems with Feminism and the Paradigm Debate in Social Science', *Sociology*, 32: 707–31.
- Oakley, A. (1999). 'Paradigm Wars: Some Thoughts on a Personal and Public Trajectory', *International Journal of Social Research Methodology*, 2: 247–54.

- Oakley, A. (2000). *Experiments in Knowing: Gender and Method in the Social Sciences*. Cambridge: Polity.
- O’Cathain, A., Murphy, E., and Nicholl, J. (2007). ‘Integration and Publication as Indicators of “Yield” from Mixed Methods Studies’, *Journal of Mixed Methods Research*, 1: 147–63.
- O’Cathain, A., Murphy, E., and Nicholl, J. (2008). ‘The Quality of Mixed Methods Studies in Health Services Research’, *Journal of Health Services Research & Policy*, 13: 92–8.
- O’Connell Davidson, J. (1998). *Prostitution, Power and Freedom*. Cambridge: Polity.
- O’Connell Davidson, J., and Layder, D. (1994). *Methods, Sex and Madness*. London: Routledge.
- O’Connor, H., and Madge, C. (2001). ‘Cyber-Mothers: Online Synchronous Interviewing using Conferencing Software’, *Sociological Research Online*, 5, www.socresonline.org.uk/9/2/hine.html (accessed 3 June 2011).
- O’Connor, H., and Madge, C. (2003). ‘“Focus Groups in Cyberspace”: Using the Internet for Qualitative Research’, *Qualitative Market Research*, 6: 133–43.
- O’Connor, H., Madge, C., Shaw, R., and Wellens, J. (2008). ‘Internet-Based Interviewing’, in N. Fielding, R. M. Lee and G. Blank (eds), *The SAGE Handbook of Online Research Methods*. London: Sage.
- Okely, J. (1994). ‘Thinking through Fieldwork’, in A. Bryman and R. G. Burgess (eds), *Analyzing Qualitative Data*. London: Routledge.
- Onwuegbuzie, A. J., and Collins, K. M. T. (2007). ‘A Typology of Mixed Methods Sampling Designs in Social Sciences Research’, *The Qualitative Report*, 12: 281–316, www.nova.edu/ssss/QR/QR12-2/onwuegbuzie2.pdf (accessed 3 June 2011).
- Onwuegbuzie, A. J., and Leech, N. L. (2010). ‘Generalization Practices in Qualitative Research: A Mixed Methods Case Study’, *Quality and Quantity*, 44: 881–92.
- Oppenheim, A. N. (1966). *Questionnaire Design and Attitude Measurement*. London: Heinemann.
- Oppenheim, A. N. (1992). *Questionnaire Design, Interviewing and Attitude Measurement*. London: Pinter.
- O’Reilly, K. (2000). *The British on the Costa del Sol: Transnational Identities and Local Communities*. London: Routledge.
- O’Reilly, M., Dixon-Woods, M., Angell, E., Ashcroft, R., and Bryman, A. (2009). ‘Doing Accountability: A Discourse Analysis of Research Ethics Committee Letters’, *Sociology of Health and Illness*, 31: 246–61.
- Orona, C. J. (1997). ‘Temporality and Identity Loss due to Alzheimer’s disease’, in A. Strauss and J. M. Corbin (eds), *Grounded Theory in Practice*. Thousand Oaks, CA: Sage.
- Pace, L. A., and Livingston, M. M. (2005). ‘Protecting Human Subjects in Internet Research’, *International Journal of Business Ethics and Organization Studies*, 10: 35–41, http://ejbo.jyu.fi/pdf/ejbo_vol10_no1_pages_35-41.pdf (accessed 3 June 2011).
- Pahl, J. (1990). ‘Household Spending, Personal Spending and the Control of Money in Marriage’, *Sociology*, 24: 119–38.
- Palys, T. (2008). ‘Purposive Sampling’, in L. M. Given (ed.), *The Sage Encyclopedia of Qualitative Research Methods*, Thousand Oaks, CA: Sage, vol. 2.
- Park, C. (2003). ‘In Other (People’s) Words: Plagiarism by University Students: Literature and Lessons’, *Assessment and Evaluation in Higher Education*, 28: 471–88.
- Park, S. H. (1996). ‘Relationships between Involvement and Attitudinal Loyalty Constructs in Adult Fitness Programmes’, *Journal of Leisure Research*, 28/4: 233–50.
- Parker, M. (2000). *Organizational Culture and Identity*. London: Sage.
- Parmelee, J. H., Perkins, S. C., and Sayre, J. J. (2007). ‘“What about people our age?”: Applying Qualitative And Quantitative Methods to Uncover how Political Ads Alienate College Students’, *Journal of Mixed Methods Research*, 1: 183–99.
- Patrick, J. (1973). *A Glasgow Gang Observed*. London: Eyre-Methuen.
- Patterson, M. G., West, M. A., Shackleton, V. J., Dawson, J. F., Lawthom, R., Maitlis, S., Robinson, D. L., and Wallace, A. M. (2005). ‘Validating the Organizational Climate Measure: Links to Managerial Practices, Productivity and Innovation’, *Journal of Organizational Behavior*, 26: 379–408.
- Patton, M. (1990). *Qualitative Evaluation and Research Methods*, Beverly Hills, CA: Sage.
- Pawson, R., and Tilley, N. (1997). *Realistic Evaluation*. London: Sage.
- Payne, G., and Grew, C. (2005). ‘Unpacking “Class Ambivalence”: Some Conceptual and Methodological Issues in Accessing Class Identities’, *Sociology*, 39: 893–910.
- Pearson, G. (2009). ‘The Researcher as Hooligan: Where “Participant” Observation Means Breaking the Law’, *International Journal of Social Research Methodology*, 12: 243–55.
- Pearson, M., and Coomber, R. (2009). ‘The Challenge of External Validity in Policy-Relevant Systematic Reviews: A Case Study from the Field of Substance Misuse’, *Addiction*, 105: 136–45.
- Peek, L., and Fothergill, A. (2009). ‘Using Focus Groups: Lessons from Studying Daycare Centers, 9/11, and Hurricane Katrina’, *Qualitative Research*, 9: 31–59.
- Peel, E. (2004). ‘Gaining Informed Consent’, in S. Becker and A. Bryman (eds), *Understanding Research for Social Policy and Practice: Themes, Methods, and Approaches*. Bristol: Policy Press.
- Peñaloza, L. (1999). ‘Just Doing It: A Visual Ethnographic Study of Spectacular Consumption Behavior at Nike Town’, *Consumption, Market and Culture*, 2: 337–400.
- Pendergrast, M. (1993). *For God, Country and Coca-Cola: The Unauthorized History of the World’s Most Popular Soft Drink*. London: Weidenfeld & Nicolson.
- Penn, R., Rose, M., and Rubery, J. (1994). *Skill and Occupational Change*. Oxford: Oxford University Press.
- Peräkylä, A. (1997). ‘Reliability and Validity in Research Based on Transcripts’, in D. Silverman (ed.), *Qualitative Research: Theory, Method and Practice*. London: Sage.
- Pernice, R. (1996). ‘Methodological Issues in Unemployment Research: Quantitative and/or Qualitative Approaches?’, *Journal of Occupational and Organizational Psychology*, 69: 339–49.
- Pettigrew, A. (1985). *The Awakening Giant: Continuity and Change in Imperial Chemical Industries*. Oxford: Blackwell.

- Pettigrew, A. (1997). 'What is a Processual Analysis?', *Scandinavian Journal of Management*, 13: 337–48.
- Pettigrew, A., and Whipp, R. (1991). *Managing Change for Competitive Success*. Oxford: Blackwell.
- Phelan, P. (1987). 'Comparability of Qualitative and Quantitative Methods: Studying Child Sexual Abuse in America', *Education and Urban Society*, 20: 35–41.
- Phillips, D. L. (1973). *Abandoning Method*. San Francisco: Jossey-Bass.
- Phillips, N., and Brown, J. L. (1993). 'Analyzing Communications in and around Organizations: A Critical Hermeneutic Approach', *Academy of Management Journal*, 36: 1547–76.
- Phillips, N., and Hardy, C. (2002). *Discourse Analysis: Investigating Processes of Social Construction*. London: Sage.
- Phillipson, C., Bernard, M., Phillips, J., and Ogg, J. (1999). 'Older People's Experiences of Community Life: Patterns of Neighbouring in Three Urban Areas', *Sociological Review*, 47: 715–43.
- Phoenix, A. (1994). 'Practising Feminist Research: The Intersection of Gender and "Race" in the Research Process', in M. Maynard and J. Purvis (eds), *Researching Women's Lives from a Feminist Perspective*. London: Taylor & Francis.
- Phoenix, C., Smith, P., and Sparkes, A. C. (2010). 'Narrative Analysis in Aging Studies: A Typology for Consideration', *Journal of Aging Studies*, 24: 1–11.
- Pidgeon, N., and Henwood, K. (2004). 'Grounded Theory', in M. Hardy and A. Bryman (eds), *Handbook of Data Analysis*. London: Sage.
- Piercy, N. F., Harris, L. C., and Lane, N. (2002). 'Market Orientation and Retail Operatives' Expectations', *Journal of Business Research*, 55: 261–73.
- Pinch, T., and Clark, C. (1986). 'The Hard Sell: "Patter Merchanting" and the Strategic (Re)production and Local Management of Economic Reasoning in the Sales Routines of Market Pitchers', *Sociology*, 20: 169–91.
- Pink, S. (2001). *Visual Ethnography*. London: Sage.
- Pink, S. (2004). 'Visual Methods', in C. Seale, G. Gobo, J. F. Gubrium, and D. Silverman (eds), *Qualitative Research Practice*. London: Sage.
- Platt, J. (1981). 'The Social Construction of "Positivism" and its Significance in British Sociology, 1950–80', in P. Abrams, R. Deem, J. Finch, and P. Rock (eds), *Practice and Progress: British Sociology 1950–1980*. London: George Allen & Unwin.
- Platt, J. (1984). 'The Affluent Worker Revisited', in C. Bell and H. Roberts (eds), *Social Researching: Politics, Problems, Practice*. London: Routledge & Kegan Paul.
- Platt, J. (1986). 'Functionalism and the Survey: The Relation of Theory and Method', *Sociological Review*, 34: 501–36.
- Platt, J. (1996). *A History of Sociological Research Methods in America 1920–1960*. Cambridge: Cambridge University Press.
- Plummer, K. (1983). *Documents of Life: An Introduction to the Problems and Literature of a Humanistic Method*. London: Allen & Unwin.
- Plummer, K. (2001). 'The Call of Life Stories in Ethnographic Research', in P. Atkinson, A. Coffey, S. Delamont, J. Lofland, and L. Lofland (eds), *Handbook of Ethnography*. London: Sage.
- Podsakoff, P. M., and Dalton, D. R. (1987). 'Research Methodology in Organizational Studies', *Journal of Management*, 13: 419–44.
- Poland, B. D. (1995). 'Transcription Quality as an Aspect of Rigor in Qualitative Research', *Qualitative Inquiry*, 1: 290–310.
- Pollert, A. (1981). *Girls, Wives, Factory Lives*. London: Macmillan.
- Polsky, N. (1967). *Hustlers, Beats and Others*. Chicago: Aldine.
- Poortinga, W., Bickerstaff, K., Langford, I., Niewöhner, J., and Pidgeon, N. (2004). 'The British 2001 Foot and Mouth Crisis: A Comparative Study of Public Risk Perceptions, Trust and Beliefs about Government Policy in Two Communities', *Journal of Risk Research*, 7: 73–90.
- Pope, C., and Mays, N. (1995). 'Reaching the Parts Other Methods Cannot Reach: An Introduction to Qualitative Methods in Health and Health Services Research', *British Medical Journal*, 311: 42–5.
- Porter, S. (1993). 'Critical Realist Ethnography: The Case of Racism and Professionalism in a Medical Setting', *Sociology*, 27: 591–609.
- Porter, S. (2002). 'Critical Realist Ethnography', in T. May (ed.), *Qualitative Research in Action*. London: Sage.
- Potter, J. (1996). *Representing Reality: Discourse, Rhetoric and Social Construction*. London: Sage.
- Potter, J. (1997). 'Discourse Analysis as a Way of Analysing Naturally Occurring Talk', in D. Silverman (ed.), *Qualitative Research: Theory, Method and Practice*. London: Sage.
- Potter, J. (2004). 'Discourse Analysis', in M. Hardy and A. Bryman (eds), *Handbook of Data Analysis*. London: Sage.
- Potter, J., and Hepburn, A. (2004). 'The Analysis of NSPCC Call Openings', in S. Becker and A. Bryman (eds), *Understanding Research for Social Policy and Practice: Themes, Methods, and Approaches*. Bristol: Policy Press.
- Potter, J., and Hepburn, A. (2012). 'Discourse Analysis', in S. Becker, A. Bryman, and H. Ferguson (eds), *Understanding Research: Methods and Approaches for Social Work and Social Policy*. Bristol: Policy Press.
- Potter, J., and Wetherell, M. (1987). *Discourse and Social Psychology: Beyond Attitudes and Behaviour*. London: Sage.
- Potter, J., and Wetherell, M. (1994). 'Analyzing Discourse', in A. Bryman and R. G. Burgess (eds), *Analyzing Qualitative Data*. London: Routledge.
- Potter, J., Wetherell, M., and Chitty, A. (1991). 'Quantification Rhetoric: Cancer on Television', *Discourse and Society*, 2: 333–65.
- Powell, G. N., and Butterfield, D. A. (1997). 'Effect of Race on Promotions to Top Management in a Federal Department', *Academy of Management Journal*, 40: 112–28.
- Power, S., Moss, G., Lewis, J., Whitty, G., and Edwards, T. (2005). 'Staying in Touch? The Potential of Friends Reunited as a Research Tool', *Research Intelligence*, 92: 6–8.
- Prainsack, B., and Kitzberger, M. (2009). 'DNA Behind Bars: Other Ways of Knowing Forensic DNA Technologies', *Social Studies of Science*, 39: 51–79.
- Pratt, M. G. (2008). 'Fitting Oval Pegs into Round Holes: Tensions in Evaluating and Publishing Qualitative Research in Top-Tier North American Journals', *Organizational Research Methods*, 11: 481–509.

- Prior, L. (2008). 'Repositioning Documents in Social Research', *Sociology*, 42: 821–36.
- Proksch, S.-O, and Slapin, J. B. (2010). 'Position Taking in European Parliament Speeches', *British Journal of Political Science*, 40: 587–611.
- Psathas, G. (1995). *Conversation Analysis: The Study of Talk-in-Interaction*. Thousand Oaks, CA: Sage.
- Punch, M. (1979). *Policing the Inner City: A Study of Amsterdam's Warmoesstraat*. London: Macmillan.
- Punch, M. (1994). 'Politics and Ethics in Qualitative Research', in N. K. Denzin and Y. S. Lincoln (eds), *Handbook of Qualitative Research*. Thousand Oaks, CA: Sage.
- Radley, A., and Chamberlain, K. (2001). 'Health Psychology and the Study of the Case: From Method to Analytic Concern', *Social Science and Medicine*, 53: 321–32.
- Radley, A., Hodgetts, D., and Cullen, A. (2005). 'Visualizing Homelessness: A Study in Photography and Estrangement', *Journal of Community and Applied Social Psychology*, 15: 273–95.
- Rafaeli, A., Dutton, J., Harquail, C. V., and Mackie-Lewis, S. (1997). 'Navigating by Attire: The Use of Dress by Female Administrative Employees', *Academy of Management Journal*, 40: 9–45.
- Ragin, C. C., and Becker, H. S. (1989). 'How the Microcomputer is Changing our Analytic Habits', in G. Blank et al. (eds), *New Technology in Sociology: Practical Applications in Research and Work*. New Brunswick: Transaction Publishers.
- Rank, M. R. (1989). 'Fertility among Women on Welfare: Incidence and Determinants', *American Sociological Review*, 54: 296–304.
- Raz, A. E. (1999). *Riding the Black Ship: Japan and Tokyo Disneyland*. Cambridge, MA: Harvard University Press.
- Reed, M. (2000). 'The Limits of Discourse Analysis in Organizational Analysis', *Organization*, 7: 524–30.
- Reid, D. J., and Reid, F. J. M. (2005). 'Online Focus Groups: An In-Depth Comparison of Computer-Mediated and Conventional Focus Group Discussions', *International Journal of Market Research*, 47: 131–62.
- Reiner, R. (2000a). 'Crime and Control in Britain', *Sociology*, 34: 71–94.
- Reiner, R. (2000b). 'Police Research', in R. D. King and E. Wincup (eds), *Doing Research on Crime and Justice*. Oxford: Oxford University Press.
- Reinharz, S. (1992). *Feminist Methods in Social Research*. New York: Oxford University Press.
- Reiss, A. J. (1968). 'Stuff and Nonsense about Social Surveys and Participant Observation', in H. S. Becker, B. Geer, D. Riesman, and R. S. Weiss (eds), *Institutions and the Person: Papers in Memory of Everett C. Hughes*. Chicago: Aldine.
- Reiss, A. J. (1976). 'Systematic Observation of Natural Phenomena', in H. W. Sinaiko and L. A. Broedling (eds), *Perspectives on Attitude Assessment: Surveys and their Alternatives* (Champaign, IL: Pendleton).
- Rettie, R. (2009). 'Mobile Phone Communication: Extending Goffman to Mediated Interaction', *Sociology*, 43: 421–38.
- Reuber, A. R. (2010). 'Strengthening your Literature Review', *Family Business Review*, 23: 105–8.
- Richards, L., and Richards, T. (1994). 'From Filing Cabinet to Computer', in A. Bryman and R. G. Burgess (eds), *Analyzing Qualitative Data*. London: Routledge.
- Richardson, L. (1990). 'Narrative and Sociology', *Journal of Contemporary Ethnography*, 19: 116–35.
- Richardson, L. (1994). 'Writing: A Method of Inquiry', in N. K. Denzin and Y. S. Lincoln (eds), *Handbook of Qualitative Research*. Thousand Oaks, CA: Sage.
- Riches, G., and Dawson, P. (1998). 'Lost Children, Living Memories: The Role of Photographs in Processes of Grief and Adjustment among Bereaved Parents', *Death Studies*, 22: 121–40.
- Riessman, C. K. (1993). *Narrative Analysis*. Newbury Park, CA: Sage.
- Riessman, C. K. (2004a). 'Narrative Interviewing', in M. S. Lewis-Beck, A. Bryman, and T. F. Liao (eds), *The Sage Encyclopedia of Social Science Research Methods*. 3 vols. Thousand Oaks, CA: Sage.
- Riessman, C. K. (2004b). 'Narrative Analysis', in M. S. Lewis-Beck, A. Bryman, and T. F. Liao (eds), *The Sage Encyclopedia of Social Science Research Methods*. 3 vols. Thousand Oaks, CA: Sage.
- Riessman, C. K. (2008). *Narrative Methods for the Human Sciences*. Thousand Oaks, CA: Sage.
- Rigby, M., and O'Brien-Smith, F. (2010). 'Trade Union Interventions in Work–Life Balance', *Work, Employment and Society*, 24: 203–20.
- Ritchie, J., Spencer, L., and O'Connor, W. (2003). 'Carrying out Qualitative Analysis', in J. Ritchie and J. Lewis (eds), *Qualitative Research Practice: A Guide for Social Science Students and Researchers*. London: Sage.
- Ritzer, G. (1975). 'Sociology: A Multiple Paradigm Science', *American Sociologist*, 10: 156–67.
- Roberts, B. (2002). *Biographical Research*. Buckingham: Open University Press.
- Rocheleau, D. (1995). 'Maps, Numbers, Text, and Context: Mixing Methods in Feminist Political Ecology', *Professional Geographer*, 47: 458–66.
- Rojek, C. (1995). *Decentring Leisure: Rethinking Leisure Theory*. London: Sage.
- Ronai, C. R. (1995). 'Multiple Reflections of Childhood Sexual Abuse: An Argument for a Layered Account', *Journal of Contemporary Ethnography*, 23: 395–426.
- Rorty, R. (1979). *Philosophy and the Mirror of Nature*. Princeton: Princeton University Press.
- Rose, G. (2001). *Visual Methodologies*. London, Sage.
- Rosenau, P. M. (1992). *Post-Modernism and the Social Sciences: Insights, Inroads, and Intrusions*. Princeton: Princeton University Press.
- Rosenhan, D. L. (1973). 'On Being Sane in Insane Places', *Science*, 179: 350–8.
- Rosenthal, R., and Jacobson, L. (1968). *Pygmalion in the Classroom: Teacher Expectation and Pupils' Intellectual Development*. New York: Holt, Rinehart & Winston.
- Rosnow, R. L., and Rosenthal, R. (1997). *People Studying People: Artifacts and Ethics in Behavioral Research*. New York: W. H. Freeman.

- Roulston, K., deMarrais, K., and Lewis, J. (2003). 'Learning to Interview in the Social Sciences', *Qualitative Inquiry*, 9: 643–68.
- Rubin, H. J., and Rubin, I. S. (1995). *Qualitative Interviewing: The Art of Hearing Data*. Thousand Oaks, CA: Sage.
- Rubin, J. (1973). *City Police*. New York: Ballantine.
- Russell, R., and Tyler, M. (2002). 'Thank Heaven for Little Girls: "Girl Heaven" and the Commercial Context of Feminine Childhood', *Sociology*, 36: 619–37.
- Ryan, G. W., and Bernard, H. R. (2003). 'Techniques to Identify Themes', *Field Methods*, 15: 85–109.
- Ryan, S. (2009). 'On the "Mop-Floor": Researching Employment Relations in the Hidden World of Commercial Cleaning', in K. Townsend and J. Burgess (eds), *Method in the Madness: Research Stories you won't Read in Textbooks*. Oxford: Chandos.
- Sacks, H., Schegloff, E. A., and Jefferson, G. (1974). 'A Simplest Systematics for the Organization of Turn-Taking in Conversation', *Language*, 50: 696–735.
- Salancik, G. R. (1979). 'Field Stimulations for Organizational Behavior Research', *Administrative Science Quarterly*, 24: 638–49.
- Sampson, H., and Thomas, M. (2003). 'Lone Researchers at Sea: Gender, Risk and Responsibility', *Qualitative Research*, 3: 165–89.
- Sampson, R. J., and Raudenbush, S. W. (1999). 'Systematic Social Observation of Public Spaces: A New Look at Disorder in Urban Neighborhoods', *American Journal of Sociology*, 105: 603–51.
- Samuel, R. (1976). 'Oral History and Local History', *History Workshop Journal*, 1: 191–208.
- Sandberg, J., and Alvesson, M. (2011). 'Ways of Constructing Research Questions: Gap-Spotting or Problematization?', *Organization*, 18: 23–44.
- Sandelowski, M. (2003). 'Tables or Tableaux? The Challenges of Writing and Reading Mixed Methods Studies', in A. Tashakkori and C. Teddlie (eds), *Handbook of Mixed Methods in Social and Behavioral Research*. Thousand Oaks, CA: Sage.
- Sanders, T. (2005). 'Researching the Online Sex Work Community', in C. Hine (ed.), *Virtual Methods: Issues in Social Research on the Internet*. Oxford: Berg.
- Sanjek, R. (1990). 'A Vocabulary for Fieldnotes', in R. Sanjek (ed.), *Fieldnotes: The Making of Anthropology*. Ithaca, NY: Cornell University Press.
- Sarsby, J. (1984). 'The Fieldwork Experience', in R. F. Ellen (ed.), *Ethnographic Research: A Guide to General Conduct*. London: Academic Press.
- Saunders, P. (1989). 'Left Write in Sociology', *Network: Newsletter of the British Sociological Association*, 44: 3–4.
- Savage, M. (2005). 'Working-Class Identities in the 1960s: Revisiting the Affluent Worker Study', *Sociology*, 39: 929–46.
- Savage, M. (2010). *Identities and Social Change in Britain since 1940: The Politics of Method*. Oxford: Oxford University Press.
- Savage, M., and Burrows, R. (2007). 'The Coming Crisis of Empirical Sociology', *Sociology*, 41: 885–99.
- Savage, M., Bagnall, G., and Longhurst, B. (2001). 'Ordinary, Ambivalent and Defensive: Class Identities in the Northwest of England', *Sociology*, 35: 875–92.
- Savage, M., Bagnall, G., and Longhurst, B. (2005). *Globalization and Belonging*. London: Sage.
- Schaeffer, D. R., and Dillman, D. A. (1998). 'Development of a Standard E-Mail Methodology', *Public Opinion Quarterly*, 62: 378–97.
- Schegloff, E. A. (1997). 'Whose Text? Whose Context?', *Discourse and Society*, 8: 165–87.
- Scheper-Hughes, N. (2004). 'Parts Unknown: Undercover Ethnography of the Organs-Trafficking Underworld', *Ethnography*, 5: 29–73.
- Schlesinger, P., Dobash, R. E., Dobash, R. P., and Weaver, C. K. (1992). *Women Viewing Violence*. London: British Film Institute.
- Schneider, S. M., and Foot, K. A. (2004). 'The Web as an Object of Study', *New Media and Society*, 6: 114–22.
- Schuman, H., and Converse, J. (1971). 'The Effects of Black and White Interviewers on Black Responses in 1968', *Public Opinion Quarterly*, 35: 44–68.
- Schuman, H., and Presser, S. (1981). *Questions and Answers in Attitude Surveys: Experiments on Question Form, Wording, and Context*. San Diego, CA: Academic Press.
- Schutz, A. (1962). *Collected Papers I: The Problem of Social Reality*. The Hague: Martinus Nijhof.
- Scott, A. M. (1994). *Gender Segregation and Social Change: Men and Women in Changing Labour Markets*. Oxford: Oxford University Press.
- Scott, J. (1990). *A Matter of Record*. Cambridge: Polity.
- Scott, J. (2010). 'Quantitative Methods and Gender Inequality', *International Journal of Social Research Methodology*, 13: 223–36.
- Seale, C. (1999). *The Quality of Qualitative Research*. London: Sage.
- Seale, C. (2002). 'Cancer Heroics: A Study of News Reports with Particular Reference to Gender', *Sociology*, 36: 107–26.
- Seale, C., Ziebland, S., and Charteris-Black, J. (2006). 'Gender, Cancer Experience and Internet Use: A Comparative Keyword Analysis of Interviews and Online Cancer Support Groups', *Social Science and Medicine*, 62: 2577–90.
- Seale, C., Charteris-Black, J., MacFarlane, A., and McPherson, A. (2010). 'Interviews and Internet Forums: A Comparison of Two Sources of Qualitative Data', *Qualitative Health Research*, 20: 595–606.
- Seeman, M. (1959). 'On the Meaning of Alienation', *American Sociological Review*, 24: 783–91.
- Sempik, J., Becker, S., and Bryman, A. (2007). 'The Quality of Research Evidence in Social Policy: Consensus and Dissension among Researchers', *Evidence and Policy*, 3: 407–23.
- Shapiro, M. (1985–6). 'Metaphor in the Philosophy of the Social Sciences', *Cultural Critique*, 2: 191–214.
- Sharf, B. F. (1999). 'Beyond Nettiquette: The Ethics of Doing Naturalistic Discourse Research on the Internet', in S. Jones (ed.), *Doing Internet Research: Critical Issues and Methods for Examining the Net*. Thousand Oaks, CA: Sage.

- Sharpe, K. (2000). 'Sad, Bad, and (Sometimes) Dangerous to Know: Street Corner Research with Prostitutes, Punters, and the Police', in R. D. King and E. Wincup (eds), *Doing Research on Crime and Justice*. Oxford: Oxford University Press.
- Shaw, C. R. (1930). *The Jack-Roller*. Chicago: University of Chicago Press.
- Sheehan, K. (2001). 'E-Mail Survey Response Rates: A Review', *Journal of Computer-Mediated Communication*, 6, <http://jcmc.indiana.edu/vol6/issue2/sheehan.html> (accessed 3 June 2011).
- Sheehan, K., and Hoy, M. G. (1999). 'Using E-Mail to Survey Internet Users in the United States: Methodology and Assessment', *Journal of Computer-Mediated Communication*, 4, www.ascusc.org/jcmc/vol4/issue3/sheehan.html (accessed 3 June 2011).
- Shepherd, J., Harden, A., Rees, R., Brunton, G., Garcia, J., Oliver, S., and Oakley, A. (2001). *Young People and Healthy Eating: A Systematic Review of Research on Barriers and Facilitators*. London: EPPI-Centre, Social Science Research Unit, Institute of Education, University of London, <http://jcmc.indiana.edu/vol4/issue3/sheehan.html> (accessed 3 June 2011).
- Shepherd, J., Harden, A., Rees, R., Brunton, G., Garcia, J., Oliver, S., and Oakley, A. (2006). 'Young People and Healthy Eating: A Systematic Review of Research on Barriers and Facilitators', *Health Education Review*, 21: 239–57.
- Shuy, R. W. (2002). 'In-Person versus Telephone Interviewing', in J. F. Gubrium and J. A. Holstein (eds), *Handbook of Interview Research: Context and Method*. Thousand Oaks, CA: Sage.
- Sillince, J. A. A., and Brown, A. D. (2009). 'Multiple Organizational Identities and Legitimacy: The Rhetoric of Police Websites', *Human Relations*, 62: 1829–56.
- Silva, E. B., and Wright, D. (2005). 'The Judgment of Taste and Social Position in Focus Group Research', *Sociologia e ricerca sociale*, 76–7: 241–53.
- Silva, E. B., and Wright, D. (2008). 'Researching Cultural Capital: Complexities in Mixing Methods', *Methodological Innovations Online*, 2, http://erd.plymouth.ac.uk/mionline/public_html/viewarticle.php?id=65&layout=html (accessed 3 June 2011).
- Silva, E. B., Warde, A., and Wright, D. (2009). 'Using Mixed Methods for Analysing Culture: The Cultural Capital and Social Exclusion Project', *Cultural Sociology*, 3: 299–316.
- Silverman, D. (1984). 'Going Private: Ceremonial Forms in a Private Oncology Clinic', *Sociology*, 18: 191–204.
- Silverman, D. (1985). *Qualitative Methodology and Sociology: Describing the Social World*. Aldershot: Gower.
- Silverman, D. (1993). *Interpreting Qualitative Data: Methods for Analysing Qualitative Data*. London: Sage.
- Silverman, D. (1994). 'Analysing Naturally-Occurring Data on AIDS Counselling: Some Methodological and Practical Issues', in M. Boulton (ed.), *Challenge and Innovation: Methodological Advances in Social Research on HIV/AIDS*. London: Taylor & Francis.
- Silverman, D. (2010). *Doing Qualitative Research: A Practical Handbook*. 3rd edn. London: Sage.
- Simakova, E. (2010). 'RFID "Theatre of the Proof": Product Launch and Technological Demonstration as Corporate Practices', *Social Studies of Science*, 40: 549–76.
- Singer, E. (2003). 'Exploring the Meaning of Consent: Participation in Research and Beliefs about Risks and Benefits', *Journal of Official Statistics*, 19: 273–85.
- Skeggs, B. (1994). 'Situating the Production of Feminist Ethnography', in M. Maynard and J. Purvis (eds), *Researching Women's Lives from a Feminist Perspective*. London: Taylor & Francis.
- Skeggs, B. (1997). *Formations of Class and Gender*. London: Sage.
- Skeggs, B. (2001). 'Feminist Ethnography', in P. Atkinson, A. Coffey, S. Delamont, J. Lofland, and L. Lofland (eds), *Handbook of Ethnography*. London: Sage.
- Smith, C. B. (1997). 'Casting the Net: Surveying an Internet Population', *Journal of Computer-Mediated Communication*, 3, <http://jcmc.indiana.edu/vol3/issue1/smith.html> (accessed 3 June 2011).
- Smith, D. J., and McVie, S. (2003). 'Theory and Method in the Edinburgh Study of Youth Transitions and Crime', *British Journal of Criminology*, 43: 169–95.
- Smith, J. K. (1983). 'Quantitative versus Qualitative Research: An Attempt to Clarify the Issue', *Educational Researcher*, 12: 6–13.
- Smith, J. K., and Heshusius, L. (1986). 'Closing down the Conversation: The End of the Quantitative–Qualitative Debate among Educational Enquirers', *Educational Researcher*, 15: 4–12.
- Smith, K., and Joshi, H. (2002). 'The Millennium Cohort Study', *Population Trends*, 30–4.
- Smith, K. M. Clegg (2004). '“Electronic Eavesdropping”: The Ethical Issues Involved in Conducting a Virtual Ethnography', in M. D. Johns, S. L. S. Chen, and G. J. Hall (eds), *Online Social Research*. New York: Peter Lang, 223–37.
- Smith, L. (1994). 'A Content Analysis of Gender Differences in Children's Advertising', *Journal of Broadcasting and Electronic Media*, 38: 323–37.
- Smith, N., Lister, R., and Middleton, S. (2004). 'Longitudinal Qualitative Research', in S. Becker, and A. Bryman (eds), *Understanding Research for Social Policy and Practice: Themes, Methods, and Approaches*. Bristol: Policy Press.
- Smith, T. W. (1995). 'Trends in Non-Response Rates', *International Journal of Public Opinion Research*, 7: 157–71.
- Smithson, J., and Brannen, J. (2002). 'Qualitative Methodology in Cross-National Research', in J. Brannen, S. Lewis, A. Nilsen, and J. Smithson (eds), *Young Europeans, Work and Family: Futures in Transition*. London: Routledge.
- Smyth, J. D., Dillman, D. A., Christian, L. M., and Stern, M. J. (2006). 'Comparing Check-All and Forced-Choice Question Formats in Web Surveys', *Public Opinion Quarterly*, 70: 66–77.
- Smyth, J. D., Dillman, D. A., Christian, L. M., and McBride, N. (2009). 'Open-Ended Questions in Web Surveys: Can Increasing the Size of Answer Spaces and Providing Extra Verbal Instructions Improve Response Quality?', *Public Opinion Quarterly*, 73: 325–37.
- Snizek, W. E. (1976). 'An Empirical Assessment of "Sociology: A Multiple Paradigm Science" [Ritzer, 1975]', *American Sociologist*, 11: 217–19.
- Snyder, N., and Glueck, W. F. (1980). 'How Managers Plan: The Analysis of Managers' Activities', *Long Range Planning*, 13: 70–6.

- Spencer, L., Ritchie, J., Lewis, J., and Dillon, L. (2003). *Quality in Qualitative Evaluation: A Framework for Assessing Research Evidence*. London: Government Chief Social Researcher's Office, www.civilservice.gov.uk/Assets/a_quality_framework_tcm6-7314.pdf (accessed 3 June 2011).
- Spradley, J. P. (1979). *The Ethnographic Interview*. New York: Holt, Rinehart & Winston.
- Sprokkereef, A., Larkin, E., Pole, C. J., and Burgess, R. G. (1995). 'The Data, the Team, and the Ethnograph', *Studies in Qualitative Methodology*, 5: 81–103.
- Squire, C. (2000). 'Situated Selves, the Coming-out Genre and Equivalent Citizenship in Narratives of HIV', in P. Chamberlayne, J. Bornat, and T. Wengraf (eds), *The Turn to Biographical Methods in Social Science: Comparative Issues and Examples*. London: Routledge.
- Stacey, J. (1988). 'Can there be a Feminist Ethnography?', *Women's International Studies Forum*, 11: 21–7.
- Stacey, M. (1960). *Tradition and Change: A Study of Banbury*. London: Oxford University Press.
- Stake, R. E. (1995). *The Art of Case Study Research*. Thousand Oaks, CA: Sage.
- Stanley, L., and Temple, B. (1995). 'Doing the Business? Evaluating Software Packages to Aid the Analysis of Qualitative Data Sets', *Studies in Qualitative Methodology*, 5: 169–97.
- Stefani, L., and Carroll, J. (2001). 'A Briefing on Plagiarism' (Assessment Series No. 10), Learning and Teaching Support Network Generic Guidance.
- Stewart, K., and Williams, M. (2005). 'Researching Online Populations: The Use of Online Focus Groups for Social Research', *Qualitative Research*, 5: 395–416.
- Stewart, S., Prandy, K., and Blackburn, R. M. (1980). *Social Stratification and Occupations*. London: Macmillan.
- Stige, B., Malterud, K., and Midtgarden, T. (2009). 'Toward an Agenda for Evaluation of Qualitative Research', *Qualitative Health Research*, 19: 1504–16.
- Stoller, P. (1989). *The Taste of Ethnographic Things*. Philadelphia: University of Pennsylvania Press.
- Strauss, A. (1987). *Qualitative Analysis for Social Scientists*. New York: Cambridge University Press.
- Strauss, A., and Corbin, J. M. (1990). *Basics of Qualitative Research: Grounded Theory Procedures and Techniques*. Newbury Park, CA: Sage.
- Strauss, A., and Corbin, J. M. (1997a). 'Commentary [on Orona, 1997]', in A. Strauss and J. M. Corbin (eds), *Grounded Theory in Practice*. Thousand Oaks, CA: Sage.
- Strauss, A., and Corbin, J. M. (1997b). *Grounded Theory in Practice*. Thousand Oaks, CA: Sage.
- Strauss, A., and Corbin, J. M. (1998). *Basics of Qualitative Research: Techniques and Procedures for Developing Grounded Theory*. Thousand Oaks, CA: Sage.
- Strauss, A., Schatzman, L., Ehrlich, D., Bucher, R., and Sabshin, M. (1973). 'The Hospital and its Negotiated Order', in G. Salaman and K. Thompson (eds), *People and Organizations*. London: Longman.
- Streiner, D. L., and Sidani, S. (2010). *When Research Goes Off the Rails: Why it Happens and What You Can Do About It*. New York: Guilford.
- Sturges, J. E., and Hanrahan, K. J. (2004). 'Comparing Telephone and Face-to-Face Qualitative Interviewing: A Research Note', *Qualitative Research* 4: 107–18.
- Sturridge, P. (2007). 'Class Belonging: A Quantitative Exploration of Identity and Consciousness', *British Journal of Sociology*, 58: 207–26.
- Sudman, S., and Bradburn, N. M. (1982). *Asking Questions: A Practical Guide to Questionnaire Design*. San Francisco: Jossey-Bass.
- Sullivan, C. F. (2003). 'Gendered Cybersupport: A Thematic Analysis of Two Online Cancer Support Groups', *Journal of Health Psychology*, 8: 83–103.
- Sullivan, O. (1996). 'Time Co-Ordination, the Domestic Division of Labour and Affective Relations: Time Use and the Enjoyment of Activities within Couples', *Sociology*, 30: 79–100.
- Sullivan, O. (1997). 'Time Waits for no (Wo)man: An Investigation of the Gendered Experience of Domestic Time', *Sociology*, 31: 221–39.
- Sutton, R. I. (1992). 'Feelings about a Disneyland Visit: Photography and the Reconstruction of Bygone Emotions', *Journal of Management Inquiry*, 1: 278–87.
- Sutton, R. I., and Rafaeli, A. (1988). 'Untangling the Relationship between Displayed Emotions and Organizational Sales: The Case of Convenience Stores', *Academy of Management Journal*, 31: 461–87.
- Sutton, R. I., and Rafaeli, A. (1992). 'How we Untangled the Relationship between Displayed Emotion and Organizational Sales: A Tale of Bickering and Optimism', in P. J. Frost and R. Stablein (eds), *Doing Exemplary Research*. Newbury Park, CA: Sage.
- Swain, J. (2004). 'The Resources and Strategies that 10–11-Year-Old Boys Use to Construct Masculinities in the School Setting', *British Educational Research Journal*, 30: 167–85.
- Sweet, C. (2001). 'Designing and Conducting Virtual Focus Groups', *Qualitative Market Research*, 4: 130–5.
- Tashakkori, A., and Teddlie, C. (2003) (eds). *Handbook of Mixed Methods in Social and Behavioral Research*. Thousand Oaks, CA: Sage.
- Tashakkori, A., and Teddlie, C. (2010) (eds). *Handbook of Mixed Methods in Social and Behavioral Research*. 2nd edn. Los Angeles: Sage.
- Taylor, A. (1993). *Women Drug Users: An Ethnography of an Injecting Community*. Oxford: Clarendon Press.
- Taylor, S. (1999). 'Covert Participant Observation: Unguarded Moments in Organizational Research', *Network: The Newsletter of the Standing Conference on Organizational Symbolism* (May), 8–18.
- Teddlie, C., and Yu, F. (2007). 'Mixed Methods Sampling: A Typology with Examples', *Journal of Mixed Methods Research*, 1: 77–100.
- Teitler, J. O., Reichman, N. E., and Sprachman, S. (2003). 'Costs and Benefits of Improving Response Rates for a Hard-to-Reach Population', *Public Opinion Quarterly*, 67: 126–38.
- Teo, P. (2000). 'Racism in the News: A Critical Discourse Analysis of News Reporting in Two Australian Newspapers', *Discourse and Society*, 11: 7–49.

- Thøgersen-Ntoumani, C., and Fox, K. R. (2005). 'Physical Activity and Mental Well-Being Typologies in Corporate Employees: A Mixed Methods Approach', *Work and Stress*, 19: 50–67.
- Thomas, J., and Harden, A. (2008). 'Methods for the Thematic Synthesis of Qualitative Research in Systematic Reviews', *BMC Medical Research Methodology*, 8, www.ncbi.nlm.nih.gov/pmc/articles/PMC2478656/pdf/1471-2288-8-45.pdf (accessed 3 June 2011).
- Thompson, P. (1989). *The Nature of Work*. 2nd edn. London: Macmillan.
- Thomson, K. (2004). *Cultural Capital and Social Exclusion Survey*. London: National Centre for Social Research, www.open.ac.uk/socialsciences/cultural-capital-and-social-exclusion/project-publications.php (accessed 12 November 2010).
- Tilley, N. (2000). 'Doing Realistic Evaluation of Criminal Justice', in V. Jupp, P. Davies, and P. Francis (eds), *Doing Criminological Research*. London: Sage.
- Timming, A. R. (2009). 'WERS the Validity? A Critique of the 2004 Workplace Employment Relations Survey', *Work, Employment and Society*, 23: 561–70.
- Tourangeau, R., and Smith, T. W. (1996). 'Asking Sensitive Questions: The Impact of Data Collection Mode, Question Format, and Question Context', *Public Opinion Quarterly*, 60: 275–304.
- Townsend, K., and Burgess, J. (2009a) (eds). *Method in the Madness: Research Stories you won't Read in Textbooks*. Oxford: Chandos.
- Townsend, K., and Burgess, J. (2009b). 'Serendipity and Flexibility in Social Science Research: Meeting the Unexpected', in K. Townsend and J. Burgess (eds), *Method in the Madness: Research Stories you won't Read in Textbooks*. Oxford: Chandos.
- Tracy, S. J. (2010). 'Qualitative Quality: Eight "Big Tent" Criteria for Excellent Qualitative Research', *Qualitative Inquiry*, 16: 837–51.
- Tranfield, D., Denyer, D., and Smart, P. (2003). 'Towards a Methodology for Developing Evidence-Informed Management Knowledge by Means of Systematic Review', *British Journal of Management*, 14: 207–22.
- Tripp, T. M., Bies, R. J., and Aquino, K. (2002). 'Poetic Justice or Petty Jealousy? The Aesthetics of Revenge', *Organizational Behavior and Human Decision Processes*, 89: 966–84.
- Trow, M. (1957). 'Comment on "Participant Observation and Interviewing: A Comparison"', *Human Organization*, 16: 33–5.
- Tsang, E. W. K., and Kwan, K.-M. (1999). 'Replication and Theory Development in Organizational Science: A Critical Realist Perspective', *Academy of Management Review*, 24: 759–80.
- Tse, A. C. B. (1998). 'Comparing the Response Rate, Response Speed and Response Quality of Two Methods of Sending Questionnaires: E-Mail vs Mail', *Journal of the Market Research Society*, 40: 353–61.
- Tse, A. C. B. (1999). 'Conducting Electronic Focus Group Discussions among Chinese Respondents', *Journal of the Market Research Society*, 41: 407–15.
- Turnbull, C. (1973). *The Mountain People*. London: Cape.
- Turner, B. A. (1994). 'Patterns of Crisis Behaviour: A Qualitative Inquiry', in A. Bryman and R. G. Burgess (eds), *Analyzing Qualitative Data*. London: Routledge.
- Twine, F. W. (2006). 'Visual Ethnography and Racial Theory: Family Photographs as Archives of Interracial Intimacies', *Ethnic and Racial Studies*, 29: 487–511.
- Underhill, C., and Olmsted, M. G. (2003). 'An Experimental Comparison of Computer-Mediated and Face-to-Face Focus Groups', *Social Science Computer Review*, 21: 506–12.
- Valentine, G., Vanderbeck, R. M., Andersson, J., Sadgrove, J., and Ward, K. (2010). 'Emplacements: The Event as a Prism for Exploring Intersectionality: A Case Study of the Lambeth Conference', *Sociology*, 44: 925–43.
- Van den Hoonaard, W. (2001). 'Is Research Ethics Review a Moral Panic?', *Canadian Review of Sociology and Anthropology*, 38: 19–36.
- van Dijk, T. A. (1997). 'Discourse as Interaction in Society', in T. A. Van Dijk (ed.), *Discourse as Social Interaction. Discourse Studies*, ii. *A Multidisciplinary Introduction*. Newbury Park, CA: Sage.
- Van Maanen, J. (1978). 'On Watching the Watchers', in P. Manning and J. Van Maanen (eds), *Policing: The View from the Street*. Santa Monica, CA: Goodyear.
- Van Maanen, J. (1988). *Tales of the Field: On Writing Ethnography*. Chicago: University of Chicago Press.
- Van Maanen, J. (1991a). 'Playing back the Tape: Early Days in the Field', in W. B. Shaffir and R. A. Stebbins (eds), *Experiencing Fieldwork: An Inside View of Qualitative Research*. Newbury Park, CA: Sage.
- Van Maanen, J. (1991b). 'The Smile Factory: Work at Disneyland', in P. J. Frost, L. F. Moore, M. R. Louis, C. C. Lundberg, and J. Martin (eds), *Reframing Organizational Culture*. Newbury Park, CA: Sage.
- Van Maanen, J. (2010). 'A Song for my Supper: More Tales of the Field', *Organizational Research Methods*, 13: 240–55.
- Van Maanen, J., and Kolb, D. (1985). 'The Professional Apprentice: Observations on Fieldwork Roles in Two Organizational Settings', *Research in the Sociology of Organizations*, 4: 1–33.
- Van Selm, M., and Jankowski, N. W. (2006). 'Conducting Online Surveys', *Quality and Quantity*, 40/3: 435–56.
- Vasquez, J. M., and Wetzal, C. (2009). 'Tradition and the Invention of Racial Selves: Symbolic Boundaries, Collective Authenticity, and Contemporary Struggles for Racial Equality', *Ethnic and Racial Studies*, 32: 1557–75.
- Vaughan, D. (1996). *The Challenger Launch Decision: Risky Technology, Culture, and Deviance at NASA*. Chicago: University of Chicago Press.
- Vaughan, D. (2004). 'Theorizing Disaster: Analogy, Historical Ethnography, and the Challenger Accident', *Ethnography*, 5: 315–47.
- Vaughan, D. (2006). 'The Social Shaping of Commission Reports', *Sociological Forum*, 21: 291–306.
- Venkatesh, S. (2008). *Gang Leader for a Day: A Rogue Sociologist Crosses the Line*. London: Allen Lane.
- Vidich, A. R., and Bensman, J. (1968). *Small Town in Mass Society*. Princeton: Princeton University Press.
- Voas, D., and Crockett, A. (2005). 'Religion in Britain: Neither Believing nor Belonging', *Sociology*, 39: 11–28.

- Von Wright, G. H. (1971). *Explanation and Understanding*. London: Routledge.
- Waddington, D. (1994). 'Participant Observation', in C. Cassell and G. Symon (eds), *Qualitative Methods in Organizational Research*. London: Sage.
- Wajcman, J., and Martin, B. (2002). 'Narratives of Identity in Modern Management: The Corrosion of Identity Difference?', *Sociology*, 36: 985–1002.
- Wakeford, N., and Cohen, K. (2008). 'Fieldnotes in Public: Using Blogs for Research', in N. Fielding, R. M. Lee, and G. Blank (eds), *The SAGE Handbook of Online Research Methods*. London: Sage.
- Walby, S., and Myhill, A. (2001). 'New Survey Methodologies in Researching Violence against Women', *British Journal of Criminology*, 41: 502–22.
- Walklate, S. (2000). 'Researching Victims', in R. D. King and E. Wincup (eds), *Doing Research on Crime and Justice*. Oxford: Oxford University Press.
- Wall, R. (1989). 'The Living Arrangements of the Elderly in Europe in the 1980s', in B. Bytheway, T. Keil, P. Allatt, and A. Bryman (eds), *Becoming and Being Old: Sociological Approaches to Later Life*. London: Sage.
- Walsh, D. (1972). 'Sociology and the Social World', in P. Filmer, M. Phillipson, D. Silverman, and D. Walsh, *New Directions in Sociological Theory*. London: Collier-Macmillan.
- Warde, A. (1997). *Consumption, Food and Taste*. London: Sage.
- Wardhaugh, J. (1996). "'Homeless in Chinatown": Deviance and Social Control in Cardboard City', *Sociology*, 30: 701–16.
- Warr, D. J. (2005). "'It Was Fun . . . But We Don't Usually Talk about These Things': Analyzing Sociable Interaction in Focus Groups', *Qualitative Inquiry*, 11: 200–25.
- Warren, C. A. B. (2002). 'Qualitative Interviewing', in J. F. Gubrium and J. A. Holstein (eds), *Handbook of Interview Research: Context and Method*. Thousand Oaks, CA: Sage.
- Warren, C. A. B., Barnes-Brus, T., Burgess, H., Wiebold-Lippisch, L., Hackney, J., Harkness, G., Kennedy, V., Dingwall, R., Rosenblatt, P. C., Ryen, A., and Shuy, R. (2003). 'After the Interview', *Qualitative Sociology*, 26: 93–110.
- Watts, J. (2011). 'Ethical and Practical Challenges of Participant Observation in Sensitive Health Research', *International Journal of Social Research Methodology* (in press).
- Watts, L. (2008). 'The Art and Craft of Train Travel', *Social and Cultural Geography*, 9: 711–26.
- Weaver, A., and Atkinson, P. (1994). *Microcomputing and Qualitative Data Analysis*. Aldershot: Avebury.
- Webb, E. J., Campbell, D. T., Schwartz, R. D., and Sechrest, L. (1966). *Unobtrusive Measures: Nonreactive Measures in the Social Sciences*. Chicago: Rand McNally.
- Weber, M. (1947). *The Theory of Social and Economic Organization*, trans. A. M. Henderson and T. Parsons. New York: Free Press.
- Weick, K. E. (1990). 'The Vulnerable System: An Analysis of the Tenerife Air Disaster', *Journal of Management*, 16: 571–93.
- Weinholtz, D., Kacer, B., and Rocklin, T. (1995). 'Salvaging Quantitative Research with Qualitative Data', *Qualitative Health Research*, 5: 388–97.
- Weitzman, E. A., and Miles, M. B. (1995). *Computer Programs for Qualitative Data Analysis*. Thousand Oaks, CA: Sage.
- Wellings, K., Field, J., Johnson, A., and Wadsworth, J. (1994). *Sexual Behaviour in Britain: The National Survey of Sexual Attitudes and Lifestyles*. Harmondsworth: Penguin.
- Westergaard, J., Noble, I., and Walker, A. (1989). *After Redundancy: The Experience of Economic Insecurity*. Cambridge: Polity.
- Westmarland, L. (2001). 'Blowing the Whistle on Police Violence: Ethics, Research and Ethnography', *British Journal of Criminology*, 41: 523–35.
- Wetherell, M. (1998). 'Positioning and Interpretative Repertoires: Conversation Analysis and Post-Structuralism in Dialogue', *Discourse and Society*, 9: 387–412.
- White, P. (2009). *Developing Research Questions: A Guide for Social Scientists*. Basingstoke: Palgrave Macmillan.
- Whyte, W. F. (1955). *Street Corner Society*. 2nd edn. Chicago: University of Chicago Press.
- Widdicombe, S. (1993). 'Autobiography and Change: Rhetoric and Authenticity of "Gothic" Style', in E. Burman and I. Parker (eds), *Discourse Analytic Research: Readings and Repertoires of Text*. London: Routledge.
- Wiggins, S., and Potter, J. (2008). 'Discursive Psychology', in C. Willig and W. Stainton-Rogers (eds), *SAGE Handbook of Qualitative Research in Psychology*. London: Sage.
- Wilkinson, J. (2009). 'Staff and Student Perceptions of Plagiarism and Cheating', *International Journal of Teaching and Learning in Higher Education*, 20: 98–105.
- Wilkinson, S. (1998). 'Focus Groups in Feminist Research: Power, Interaction, and the Co-Production of Meaning', *Women's Studies International Forum*, 21: 111–25.
- Wilkinson, S. (1999a). 'Focus Group Methodology: A Review', *International Journal of Social Research Methodology*, 1: 181–203.
- Wilkinson, S. (1999b). 'Focus Groups: A Feminist Method', *Psychology of Women Quarterly*, 23: 221–44.
- Wilkinson, S., and Kitzinger, C. (2008). 'Conversation Analysis', in C. Willig and W. Stainton-Rogers (eds), *SAGE Handbook of Qualitative Research in Psychology*. London: Sage.
- Williams, J. P. (2006). 'Authentic Identities: Straightedge Subculture, Music, and the Internet', *Journal of Contemporary Ethnography*, 35: 173–200.
- Williams, M. (2000). 'Interpretivism and Generalisation', *Sociology*, 34: 209–24.
- Williams, M. (2007). 'Cybercrime and Online Methodologies', in R. King and E. Wincup (eds), *Doing Research on Crime & Justice*. Oxford: Oxford University Press.
- Williams, R. (1976). 'Symbolic Interactionism: Fusion of Theory and Research', in D. C. Thorns (ed.), *New Directions in Sociology*. London: David & Charles.
- Willis, P. (1977). *Learning to Labour*. Farnborough: Saxon House.
- Winch, P. (1958). *The Idea of a Social Science and its Relation to Philosophy*. London: Routledge & Kegan Paul.
- Winkler, C. (1995). 'The Ethnography of the Ethnographer', in C. Nordstrom and A. C. G. M. Robben (eds), *Fieldwork under Fire: Contemporary Studies of Violence and Survival*. Berkeley and Los Angeles: University of California Press.

- Winlow, S., Hobbs, D., Lister, S., and Hadfield, P. (2001). 'Get Ready to Duck: Bouncers and the Realities of Ethnographic Research on Violent Groups', *British Journal of Criminology*, 41: 536–48.
- Wolcott, H. F. (1990a). *Writing up Qualitative Research*. Newbury Park, CA: Sage.
- Wolcott, H. F. (1990b). 'Making a Study "More Ethnographic"', *Journal of Contemporary Ethnography*, 19: 44–72.
- Wolf, D. R. (1991). 'High Risk Methodology: Reflections on Leaving an Outlaw Society', in W. B. Shaffir and R. A. Stebbins (eds), *Experiencing Fieldwork: An Inside View of Qualitative Research*. Newbury Park, CA: Sage.
- Wolfe, E. W., Converse, P. D., and Oswald, F. L. (2008). 'Item-Level Non-Response in an Attitudinal Survey of Teachers Delivered Via Mail and Web', *Journal of Computer-Mediated Communication*, 14: 35–66.
- Wolfinger, N. H. (2002). 'On Writing Field Notes: Collection Strategies and Background Expectancies', *Qualitative Research*, 2: 85–95.
- Wood, R. T., and Williams, R. J. (2007). '“How Much Money Do You Spend on Gambling?” The Comparative Validity of Question Wordings to Assess Gambling Expenditure', *International Journal of Social Research Methodology*, 10: 63–77.
- Woolgar, S. (1988). *Science: The Very Idea*. Chichester: Ellis Horwood.
- Wright, C. J., Darko, N., Standen, P. J., and Patel, T. G. (2010). 'Visual Research Methods: Using Cameras to Empower Socially Excluded Youth', *Sociology*, 44: 541–58.
- Wright, R., Brookman, F., and Bennett, T. (2006). 'The Foreground Dynamics of Street Robbery in Britain', *British Journal of Criminology*, 46: 1–15.
- Yardley, L. (2000). 'Dilemmas in Qualitative Health Research', *Psychology and Health*, 15: 215–28.
- Yin, R. K. (2009). *Case Study Research: Design and Methods*. 4th edn. Los Angeles: Sage.
- Yun, G. W., and Trumbo, C. W. (2000). 'Comparative Response to a Survey Executed by Post, E-mail, and Web Form', *Journal of Computer-Mediated Communication*, 6, <http://jcmc.indiana.edu/vol6/issue1/yun.html> (accessed 3 June 2011).
- Zickar, M. J., and Carter, N. T. (2010). 'Reconnecting with the Spirit of Workplace Ethnography: A Historical Review', *Organizational Research Methods*, 13: 304–19.
- Zilber, T. B. (2002). 'Institutionalization as an Interplay between Actions, Meanings, and Actors: The Case of a Rape Crisis Center in Israel', *Academy of Management Journal*, 45: 234–54.
- Zimdars, A. (2007). 'Challenges to Meritocracy? A Study of the Social Mechanisms in Social Selection and Attainment at the University of Oxford', D.Phil. thesis, Sociology, University of Oxford.
- Zimdars, A., Sullivan, A., and Heath, A. (2009). 'Elite Higher Education Admissions in the Arts and Sciences: Is Cultural Capital the Key?', *Sociology*, 43: 646–66.
- Zimmerman, D. H., and Wieder, D. L. (1977). 'The Diary: Diary-Interview Method', *Urban Life*, 5: 479–98.
- Zukin, S. (1982). *Loft Living: Culture and Capital in Urban Change*. Baltimore, Md.: Johns Hopkins University Press.
- Zuwallack, R. (2009). 'Piloting Data Collection via Cell Phones: Results, Experiences, and Lessons Learned', *Field Methods*, 21: 388–406.

Name index

A

Abraham, J. 550
Ackroyd, S. 74
Adler, P. 36, 37, 71, 463, 464, 697
Adler, P.A. 41, 71, 440, 463, 464, 614
Adriaenssens, C. 664, 667, 668
Aitken, I. 553, 557
Alderson, P. 136
Allison, G.T. 67
Altheide, D.L. 452, 557, 559
Altschuld, J.W. 234
Alvesson, M. 88, 383, 539
Anderson, E. 442, 449, 491, 493
Ang, I. 544
Angell, E. 144
Arber, S. 314
Armstrong, G. 398, 400, 401, 406, 424, 427, 439, 440, 447, 448, 463, 496
Arnold, J. 228, 490
Aronson, E. 56
Asch, S.E. 518
Ashforth, B.E. 385
Atkinson, P. 49, 86, 383, 427, 433, 434, 440, 448, 449, 450, 451, 487, 554, 555, 556, 575, 577, 578, 584, 592, 622
Atkinson, Robert 75
Atkinson, Rowland 490
Avolio, B. 106

B

Bahr, H.M. 72
Ball, S.J. 66, 391, 638
Bampton, R. 668
Banks, M. 455
Barbour, R. 507
Barker, E. 637
Barkham, P. 94
Barley, S.R. 400
Barnard, M. 19, 23, 24, 495, 641, 642
Barnes, R. 41, 83, 86, 89, 114, 117, 142, 400, 485, 486, 607, 689, 690, 703
Barnett, R. 123
Barter, C. 479
Baruch, Y. 199, 200
Bateson, P. 277, 278
Bauman, Z. 30
Baumgartner, J.C. 675
Baumgartner, R.M. 236
Beardsworth, A. 63, 68, 69, 253, 290, 306, 312, 321, 472, 484, 494, 495
Bechhofer, F. 214
Beck, U. 37, 696
Becker, H.S. 34, 39, 152, 202, 437, 493, 494, 496, 615, 687
Becker, S. 6, 7
Beharrell, P. 165, 290, 293, 552, 553, 557
Belk, R.W. 392
Bell, C. 15, 68, 213, 394, 402, 433, 495
Bell, E. 146
Belson, W.A. 271
Benefield, P. 109
Bennett, T. 38, 200, 424, 506
Bensman, J. 136, 143
Benson, P.L. 693
Berelson, B. 289, 290, 291
Bernard, H.R. 580
Berthoud, R. 65, 169, 170
Bhaskar, R. 29, 615, 616
Bickerstaff, K. 318, 635, 642, 648
Billig, M. 528, 531, 533
Birkelund, G. 73, 74
Blaikie, N. 401, 547, 548
Blair, J. 678
Blatchford, P. 275, 279, 280, 284, 647
Blauner, R. 307, 455, 461, 462, 647
Blaxter, M. 60, 61, 62
Bligh, M.C. 293, 304
Bloor, M. 391, 392, 491, 517, 567
Blumer, H. 31, 179, 388, 404
Bober, M. 506
Boellstorff, T. 704, 705
Bogdan, R. 30
Bond, S. 314
Booth, K.M. 35, 618
Bosley, S.L.C. 422, 478, 490
Bottomore, T.B. 257
Bourdieu, P. 10, 21, 38, 90, 124
Bowden, M. 673
Bowen, G.A. 426
Bradman, N.A. 219, 234, 237, 255
Brannen, J. 66, 512
Braun, V. 580
Braverman, H. 22, 87, 168, 276
Brayfield, A. 237, 644
Brennan, M. 200
Brewer, M. 696
Bridgman, P.W. 161, 180
Briggs, C.L. 228
Brotzky, S.R. 133, 138, 139, 143, 660, 662, 663
Brown, A.D. 583, 654, 655, 656
Brown, G.W. 618

Brown, J.L. 560
Bruce, C.S. 99
Bryman, A. 7, 15, 19, 67, 76, 77, 91, 110, 111, 112, 125, 146, 149, 168, 180, 202, 205, 213, 248, 290, 305, 330, 335, 345, 346, 380, 382, 394, 404, 405, 406, 407, 409, 410, 423, 456, 472, 481, 488, 496, 567, 568, 573, 593, 624, 629, 630, 631, 632, 633, 635, 645, 649, 692, 700
Buckle, A. 279
Bulmer, M. 133, 140, 143, 163, 324, 325, 574
Burawoy, M. 47, 67, 463
Burger, J.M. 132
Burgess, J. 15, 16
Burgess, R.G. 66, 72, 380, 406, 434, 471, 496, 567, 593, 624
Búriková, Z. 443, 464
Burman, M.J. 138, 400
Burrell, I. 172
Burrows, R. 152
Bury, M. 585
Buston, K. 592
Butcher, B. 204
Butler, T. 21, 24, 417, 422, 428
Butterfield, D.A. 68

C

Cadman, L. 664, 667, 668
Calder, B.J. 501, 505
Callaghan, G. 67
Calvert, S.L. 657
Camerer, C.F. 326
Campbell, D.T. 52, 54, 56
Campbell, R. 107, 108, 118
Campo, A. 290, 496
Carini, R.M. 673
Carlsmith, J.M. 56
Carroll, J. 124
Carter, N.T. 464, 465
Catterall, M. 592
Cavendish, R. 67, 435
Chamberlain, K. 71
Chamberlayne, P. 489
Charbonneau, J. 200
Charles, N. 248, 249, 253
Charlton, T. 57, 277
Charmaz, K. 26, 27, 401, 419, 420, 479, 567, 568, 569, 572, 574, 575, 616
Chattoe, E. 483
Chin, M.G. 173

Christian, L.M. 236
 Cicourel, A.V. 48, 61, 173, 178, 179, 181,
 228, 306, 324, 523
 Clair, R. 537
 Clairborn, W.L. 54, 55
 Clapper, D.L. 668
 Clark, C. 536
 Clarke, V. 580
 Clayman, S. 523
 Clegg Smith, K.M. 679
 Cloward, R.A. 22
 Cobanoglu, C. 674, 677
 Coffey, A. 451, 554, 555, 556, 575, 577,
 578, 584, 593
 Cohen, K. 240
 Cohen, L. 490
 Cohen, R.S. 23, 428
 Cohen, S. 295
 Coleman, C. 172, 322, 323, 324, 325
 Coleman, J.S. 202, 424
 Collins, K.M.T. 425
 Collins, M. 219
 Collins, R. 31
 Conger, J.A. 180
 Converse, J.M. 227, 259
 Cook, T.D. 52, 54, 56
 Coomber, R. 109
 Corbin, J.M. 27, 387, 418, 419, 421, 567,
 569, 570, 574, 575, 577, 616
 Corden, A. 697
 Corti, L. 240, 241, 312
 Couper, M.P. 216, 235, 673, 674, 675
 Cowton, C.J. 668
 Coxtan, A.P.M. 243
 Craig, G. 94
 Cramer, D. 168, 180, 248, 330, 335, 345,
 346
 Crandall, R. 135, 146
 Crawford, S.D. 675
 Creane, H. 11, 83, 114, 399, 471, 487, 690
 Creswell, J. 630, 650, 699, 700, 701, 703
 Crockett, A. 313
 Croll, P. 278, 279, 280
 Crompton, R. 73, 74
 Crook, C. 241, 655
 Crouch, M. 426
 Cryer, P. 689
 Curasi, C.F. 664, 667, 668, 669
 Czaja, R. 678
 Czarniawska, B. 447

D

Dacin, M.T. 403
 Dale, A. 312
 Dalton, D.R. 180
 Daniel, W.W. 283, 326
 Davies, C.A. 404
 Davies, R.B. 68
 Davis, E.M. 584, 585
 Davis, J.A. 620, 621
 Davis, M. 668
 Davis, S.N. 177, 178, 290

Dawson, P. 547
 De Graaf, N.D. 25, 47, 73, 167, 170, 314,
 315, 692, 693, 694, 695, 696, 699
 Deacon, D. 67, 77, 296, 392, 505, 636
 Delamont, S. 280, 284, 383
 Delbridge, R. 74, 86
 DeLorme, D.E. 680
 Denscombe, M. 9, 672, 677
 Denyer, D. 103
 Denzin, N.K. 134, 325, 381, 382, 392,
 462
 DeSoucey, M. 464, 465
 Dickinson, H. 544
 Diener, E. 135, 146
 Dillman, D.A. 236, 237, 259, 677, 678
 Dimitriadis, G. 517
 Dingwall, R. 133
 Ditton, J. 67, 434, 436, 439, 448, 494
 Dixon-Woods, M. 144
 Dohrenwend, B.P. 228
 Dommeyer, C.J. 671
 Donahue, M.J. 693
 Dorsey, E.R. 554, 655
 Douglas, J.D. 134, 323, 324
 Dunne, C. 385
 Dunning, E. 295
 Durkheim, E. 39, 41, 321, 523, 693
 Dyer, W.G. 75

E

Edley, N. 538, 539
 Edwards, R. 307
 Eisenhardt, K.M. 74
 Elford, J. 669
 Ellingworth, D. 195
 Elliott, C. 195
 Elliott, H. 237, 240
 Emerson, R.M. 465
 Erickson, J.A. 693
 Erikson, K.T. 133, 140, 143
 Evans, A. 668, 669
 Evans, J. 109
 Ewick, P. 585

F

Fairclough, N. 537, 538
 Faraday, A. 489
 Farrington, D.P. 279
 Feldman, D.C. 228
 Felling, A. 693
 Fenton, N. 19, 22, 67, 77, 291, 292, 297,
 298, 307, 506, 507, 508, 509, 510
 Ferrie, J. 56
 Festinger, L. 70, 131, 135, 138, 143, 616
 Fielding, N. 70, 399, 400, 591, 592
 Filmer, P. 228
 Finch, J. 187, 263, 420, 421
 Fine, G.A. 443, 446, 465
 Finn, M. 480
 Firebaugh, G. 693
 Fisher, K. 240, 242

Fjellman, S.M. 463
 Flanders, N. 273, 279
 Fleming, C. 673
 Fletcher, J. 133
 Flint, A. 124
 Flyvbjerg, B. 71
 Foddy, W. 221, 249
 Fogleman, K. 64
 Foot, K.A. 655
 Forster, N. 551, 560
 Foster, J. 31, 32, 383, 386, 387, 400, 434,
 442
 Fothergill, A. 508, 511
 Foucault, M. 528
 Fowler, F.J. 198, 211, 219, 226
 Fox, J. 64
 Fox, K.R. 644
 Frean, A. 57
 Frey, J.H. 215
 Fricker, S. 675
 Frischer, M. 641, 642
 Frost, P.J. 55, 58, 106

G

Gabriel, Y. 624
 Gallie, D. 73, 76
 Gallup, G. 221
 Galton, M. 277, 279
 Gambetta, D. 444, 449, 465
 Gans, H.J. 66, 134, 383, 437, 440
 Garcia, A.C. 662
 Garfinkel, H. 306, 522
 Geer, B. 493, 494, 496
 Geertz, C. 67, 110, 381, 392, 401
 Gephart, R.P. 623
 Gershuny, J. 64
 Gerson, K. 404, 425, 439, 450, 486
 Gibson, N. 397
 Gilbert, G.N. 15, 528, 531, 532, 533, 568,
 615, 622
 Gilbert, N. 314, 483
 Giles, D. 133, 138, 139, 143, 660, 662,
 663
 Gill, R. 530, 531
 Gill, V.T. 523
 Gillam, L. 135
 Gillingwater, D. 472
 Girvan, M. 85
 Giulianiotti, M. 427, 434, 437, 439, 447,
 463, 553, 557
 Gladney, A.P. 398
 Glaser, B.G. 27, 387, 418, 419, 420, 452,
 567, 568, 575, 616
 Glock, C.Y. 263, 621
 Glucksmann, M. 435
 Glueck, E. 67
 Glueck, S. 67
 Glueck, W.F. 284, 639
 Goetz, J.P. 48, 390, 393
 Goffman, E. 23, 439
 Gold, R.L. 440
 Goldenberg, S. 126

Golding, P. 505
 Goldthorpe, J.H. 76, 161, 201, 299, 586, 617
 Gomm, R. 409
 Goode, E. 133, 143
 Goode, W.J. 229
 Goulding, C. 572
 Gouldner, A. 152
 Graffigna, G. 144, 145, 146
 Grant, D. 56, 538
 Grayling, C. 169
 Grazian, D. 486
 Grebe, C. 81
 Greene, J.C. 57
 Greising, D. 502
 Grele, R.J. 491
 Grew, C. 620
 Griffin, J.H. 61
 Groves, R.M. 199, 200, 224, 678
 Guba, E.G. 49, 149, 390, 392, 393, 396, 398, 629
 Guest, G. 425, 426
 Guillemin, M. 135
 Gusterson, H. 444, 445, 463, 465
 Guthrie, L.F. 77
 Guy, W. 324

H

Halfpenny, P. 407
 Hall, W.S. 77
 Hamill, H. 444, 449, 465
 Hamilton, D. 280, 284
 Hammersley, M. 31, 49, 51, 86, 109, 146, 394, 396, 398, 407, 409, 427, 433, 440, 487, 586, 615, 650
 Hammond, P. 15, 394, 637
 Hanrahan, K.J. 488
 Hansen, A. 295, 296
 Hansen, S.E. 216
 Hanson, S. 40, 82, 117, 305, 685
 Hantrais, L. 72
 Hardy, C. 536
 Hardy, M. 409, 410, 537, 557
 Hare, R.D. 107, 109, 111, 623
 Hargreaves, J. 253
 Harkness, S. 637, 642, 644
 Harper, D. 480, 481
 Harris, L.C. 345
 Harris, T.W. 618
 Harvey, S.A. 281
 Haslam, C. 7, 19
 Hatt, P.K. 229
 Hawkes, N. 200, 341
 Hay, I. 138, 144
 Hayes, L. 187
 Hazelrigg, L. 198
 Heap, J.L. 30
 Heath, A. 10
 Heath, C. 527
 Heberlein, T.A. 236
 Heerwegh, D. 671, 673
 Henwood, K. 480, 569

Hepburn, A. 593
 Heritage, J. 482, 524, 525, 526
 Heshusius, L. 629
 Hesse-Biber, S. 592
 Hewson, C. 668, 674, 679
 Higgs, P. 12
 Hills, J. 696
 Hine, C. 659, 661, 662
 Hirsch, J. 546, 547
 Hobbs, D. 94, 434, 438, 445, 447, 463
 Hochschild, A.R. 23, 388, 389, 643
 Hodges, L. 64
 Hodgkinson, P. 434, 441, 445, 463, 464, 661
 Hodson, R. 88, 304, 305, 306, 307, 623
 Holbrook, A. 99, 215, 510
 Holdaway, S. 67, 70, 131, 133, 138, 140, 143, 406, 434, 446
 Holdsworth, C. 638, 640
 Holmes, L. 137
 Holsti, O.R. 289, 290, 291
 Homan, R. 133, 139, 140
 Hood, J.C. 418, 422
 Horowitz, R. 404, 425, 439, 450, 486
 Houghton, E. 60
 Howell, J.M. 55, 58, 106
 Hoy, M.G. 670, 677
 Huffaker, D.A. 657
 Hughes, G. 149, 151
 Hughes, J.A. 30, 629
 Hughes, R. 479
 Humphreys, L. 131, 136, 138
 Humphreys, M. 446, 453
 Hurdley, R. 583, 584
 Hussserl, E. 30
 Hycner, R.H. 567

I

Iannaccone, L. 693
 Israel, M. 138, 144

J

Jack, I. 548
 Jackson, B. 510
 Jacobs, J. 545, 546
 Jacobs, N. 506, 512
 Jacobson, L. 51, 52, 53, 54, 55, 59, 131, 135, 143
 Jagger, E. 293, 294, 295, 298, 307
 Jamieson, I. 645
 Janis, I.L. 518
 Jankowski, N.W. 673
 Jayaratne, T.E. 40, 412
 Jenkins, G.D. 276
 Jenkins, R. 94, 277, 278, 279, 280, 479
 John, I.D. 533, 623
 Johnson, P. 567
 Jones, D.A. 696, 697, 699
 Jones, I.R. 12, 13, 14, 15, 385, 422, 478
 Jones, M.L. 109
 Jowell, R. 25

K

Kalton, G. 204
 Kamberelis, G. 517
 Kamin, L.J. 53
 Kanayama, T. 663
 Kanungo, R.N. 180
 Kapsis, R.E. 551, 552
 Kärreman, D. 539
 Katz, J. 567
 Keenoy, T. 537
 Keil, T. 63, 68, 69, 253, 472, 484, 494, 495
 Kelley, J. 25, 47, 73, 167, 170, 314, 315, 692, 693, 694, 695, 696, 699
 Kelly, L. 491
 Kendall, L. 659, 663
 Kent, R. 677
 Kerr, N. 248, 249, 253
 Kimmel, A.J. 138
 Kintrea, K. 75
 Kirk, J. 48
 Kitsuse, J.I. 324
 Kitzinger, C. 527
 Kitzinger, J. 505, 506, 507, 510, 513, 514, 515, 517, 592
 Kivits, J. 669
 Knight, A. 83, 113
 Knights, D. 22
 Kohli, M. 695
 Koeber, C. 58
 Kolb, D. 435
 Kozinets, R.V. 662, 663
 Krosnick, J.A. 259
 Krueger, R.A. 508, 518
 Kuhn, T.S. 630
 Kunda, G. 400
 Kvale, S. 473, 475, 476, 481
 Kwam, K.-M. 616

L

Lacey, C. 638
 Lane, N. 345
 Lankshear, G. 94
 Lantz, P.M. 35, 618
 LaPiere, R.T. 271, 272, 276, 277, 282, 283
 Latour, B. 696
 Laub, J.H. 67, 489, 639, 645
 Laurent, D. 668, 674
 Laurie, H. 64, 642
 Lawrence, T.B. 463, 465, 697, 698
 Lawson, M. 126
 Layder, D. 35
 Layte, R. 240, 242
 Lazarfeld, P. 167
 Lea, S. 88
 Leake, J. 323
 LeCompte, M.D. 48, 390, 393
 Lee, M. 677
 Lee, R.M. 91, 325, 326, 591, 592
 Leech, N.L. 427
 Lee-Treweek, G. 445

Leidner, R. 434, 435, 443, 463, 465, 471
 Leonard, M. 69
 Leontowitsch, M. 12
 Leppard, D. 172
 Letherby, G. 411
 Levitas, R. 324
 Lewis, O. 66, 402, 489
 Liebow, E. 70
 Liedner, R. 389
 Light, P. 241, 655
 Lincoln, Y.S. 49, 135, 149, 381, 382, 390,
 392, 393, 396, 398, 462
 Lindesmith, A.R. 567
 Livingstone, M.M. 149
 Livingstone, S.M. 205, 505, 506
 Locke, K. 568
 Lockyer, S. 637
 Lofland, J. 20, 85, 213, 399, 401, 433,
 450, 473, 484, 575
 Lofland, L. 20, 85, 213, 399, 401, 433,
 450, 473, 484
 Lonkila, M. 575
 Loosveldt, G. 671, 673
 Lower, M.A. 234
 Lucas, R. 205
 Lunt, P.K. 205, 505
 Lupton, D. 472, 506
 Lynch, M. 394
 Lynd, H.M. 70, 72
 Lynd, R.S. 70, 72
 Lynn, N. 88

M

Maclaran, P. 592
 MacLure, M. 650
 Macnaghten, P. 506, 512
 Madge, C. 664, 665, 667, 668
 Madriz, M. 504, 518
 Maitlis, S. 463, 465, 697, 698
 Malbon, B. 470
 Malkin, A.R. 290
 Malterud, K. 396
 Manfreda, K.L. 675
 Mangabeira, W. 593
 Mangione, T.W. 211, 219, 235
 Mann, C. 663, 664, 668
 Marcic, D. 290
 Marcus, G.E. 465
 Markham, A. 659
 Mason, S. 689
 Marsh, C. 62, 204, 618
 Marshall, G. 168, 194, 201, 222, 223,
 226, 299
 Martin, B. 648
 Martin, P. 277, 278
 Marx, G.T. 86, 90
 Marx, K. 257
 Marzano, G. 427
 Mason, J. 389, 390, 420, 421, 479
 Mason, M. 425, 426
 Mason, S. 251, 691
 Massey, A.P. 668
 Masterman, M. 630
 Matthews, G. 87, 89, 438, 474, 608, 690
 Mattley, C. 434, 436, 441, 453
 Matza, D. 49
 Mauthner, N.S. 586
 Mayhew, P. 221
 Maynard, M. 410, 411, 412
 Mays, N. 102, 642
 McCabe, S.E. 672
 McCall, M.J. 279, 281
 McCartney, J.L. 623
 McDonald, P. 85
 McGuigan, J. 503
 McGuinness, I. 472
 McIntyre, S. 94
 McKee, L. 68, 213, 402, 495
 McKeever, L. 124
 McKeganey, N. 19, 23, 24, 495
 McKenzie, H. 426
 McPhail, C. 31
 McVeigh, K. 277
 McVie, S. 232
 Mead, G.H. 31
 Mead, M. 70, 71
 Meltzer, B.N. 31
 Menard, S. 65
 Merton, R.K. 21, 24, 27, 213, 503
 Midgley, C. 57
 Midtgarden, T. 396
 Mies, M. 40, 41, 149, 410
 Miles, M.B. 565, 591
 Milgram, S. 131, 132, 136, 139, 143
 Milkman, R. 645, 647
 Millen, D. 491, 493
 Miller, A.G. 132, 146
 Miller, D. 48, 202, 292, 443, 464
 Miller, D. Disney. 545
 Miller, N. 560
 Miller, R.L. 489, 582, 584, 616
 Miner-Rubino, K. 410, 412
 Mintzberg, H. 284
 Mishler, E.G. 228, 582
 Mitchell, J.C. 71, 406, 426, 427
 Mitchell, T. 235
 Moreo, P.J. 674
 Morgan, D. 560
 Morgan, D.L. 503, 506, 507, 510, 511,
 512, 514, 515, 517, 518, 629, 630
 Morgan, R. 149
 Moriarty, E. 671
 Morley, D. 503, 510
 Morris, J.S. 675
 Morse, J.M. 425
 Moser, C.A. 204
 Moses, D. 278, 279
 Moynihan, J. 172, 322, 323, 324, 325
 Mulkay, M. 528, 531, 532, 533, 615,
 622
 Mumby, D. 537
 Munday, J. 514
 Munir, K. 403
 Murdock, G. 505
 Myhill, A. 229

N

Nettleton, S. 669
 Newby, H. 15, 394
 Nilsen, A. 66
 Noblit, G.W. 107, 109, 111, 623
 Nordenmark, M. 214
 Noy, C. 424
 Nyberg, D. 67

O

Oakley, A. 40, 55, 228, 229, 411, 491
 O'Brien-Smith, F. 422
 O'Cathain, A. 406, 649, 700
 O'Connor, H. 664, 665, 667, 668
 Ohlin, L.E. 22
 Oishi, S.M. 215
 Olmstead, M.G. 666
 Onwuegbuzie, A.J. 425, 426, 427
 Oppenheim, A.N. 211, 258
 O'Reilly, K. 7, 19, 66, 400, 404, 434, 439
 O'Reilly, M. 531, 535
 Orona, C.J. 570, 575

P

Pace, L.A. 149
 Pahl, J. 213
 Palmer, A. 85, 112
 Palys, T. 419
 Park, C. 125
 Park, S.H. 330
 Parker, M. 487
 Parmelee, J.H. 641
 Parsons, T. 21
 Patrick, J. 41, 138, 434
 Patterson, M.G. 174
 Patton, M. 395, 419
 Pawson, R. 57
 Payne, G. 620
 Pearson, G. 138, 139, 140
 Pearson, M. 109, 434, 441
 Peek, L. 508, 511
 Peñaloza, L. 455, 458, 460
 Pendergrast, M. 502
 Penn, R. 162
 Peräkylä, A. 48
 Pernice, R. 647
 Peters, J. 693
 Pettigrew, A. 72, 75, 402, 495, 550,
 551
 Phillips, D.L. 228
 Phillips, N. 536, 537, 557, 560
 Phillipson, C. 645, 646
 Phoenix, A. 622
 Pickering, M. 505
 Pidgeon, N. 569
 Piercy, N.F. 345
 Pinch, T. 536
 Pink, S. 393, 455, 457, 458
 Plano Clark, V.L. 630, 650, 700, 701,
 703

Platt, J. 123, 615, 617, 619
 Plummer, K. 393, 489
 Podsakoff, P.M. 180
 Poland, B.D. 486
 Polsky, N. 447
 Poortinga, W. 37, 47, 635, 638, 648, 701, 702, 703
 Pope, C. 642
 Porras, L.E. 655
 Porter, S. 617
 Potter, J. 34, 526, 527, 528, 529, 530, 531, 533, 535, 536, 593
 Powell, G.N. 68
 Presser, S. 219, 221, 227, 248, 250, 251, 255, 259
 Psathas, G. 523
 Punch, M. 134, 139, 143, 451

R

Radley, A. 71, 459, 460
 Rafaeli, A. 341, 420, 484, 643
 Raudenbush, S.W. 284
 Reed, M. 539
 Reid, D.J. 502
 Reid, F.J.M. 502
 Reilly, J. 292
 Reiner, R. 151, 173
 Reinharz, S. 412, 453, 454, 491
 Reiss, A.J. 278, 649
 Reissman, C.K. 578, 582, 585
 Renold, E. 479
 Rettie, R. 422
 Rexroat, C. 31
 Richards, L. 575
 Richards, T. 575
 Riches, G. 547
 Rigby, M. 422
 Ritchie, J. 579
 Ritzer, G. 630
 Robbins, I. 19, 81, 84, 89, 117, 145, 423, 581, 586, 670, 680, 685, 703
 Roberts, H. 394
 Robson, G. 21, 24, 417, 422, 428
 Rocheleau, D. 645
 Ronai, C.R. 464
 Rose, G. 223, 455, 459
 Rosenhan, D.L. 131, 143, 282, 283, 326
 Rosenthal, R. 51, 52, 53, 54, 55, 59, 131, 135, 143
 Rosnow, R.L. 54, 55
 Roth, P.A. 30
 Rothe, H. 237, 644
 Roulston, K. 474, 475
 Roy, D. 47
 Rubel, M. 257
 Rubenstein, J. 446
 Rubin, H.J. 213
 Rubin, I.S. 213
 Russell, R. 70
 Ryan, G.W. 580
 Ryan, S. 82, 446

S

Sacks, H. 523, 528
 Sainsbury, R. 697
 Salancik, G.R. 282
 Sales, J. 314
 Sampson, H. 151
 Sampson, R.J. 67, 284, 489, 639, 645
 Samuel, R. 491
 Sandberg, J. 88
 Sandelowski, M. 650
 Sanders, E. 40, 89, 142, 411, 491, 663, 680, 690, 691
 Sanjek, R. 450
 Sarsby, J. 431
 Saunders, P. 222
 Savage, M. 152, 417, 422, 428, 478, 586, 620
 Scarbrough, E. 204
 Schaeffer, D.R. 677
 Schegloff, E.A. 527, 539
 Scheper-Hughes, N. 41, 424, 465
 Scherer, A. 705
 Schlesinger, P. 505, 506, 510, 511, 512, 515
 Schneider, S.M. 655
 Schreuder, O. 693
 Schuman, H. 219, 221, 227, 229, 248, 250, 251, 255
 Schutz, A. 30, 178, 399
 Scott, A.M. 162
 Scott, J. 240, 306, 412, 543, 544, 546, 547, 550, 551
 Scott, N. 427
 Seale, C. 296, 297, 381, 557, 657
 Seeman, M. 168
 Sempik, J. 7, 423, 488
 Sharf, B.F. 545
 Sharpe, K. 439
 Shaw, C.R. 67
 Sheehan, K. 670, 674, 675, 677
 Shepherd, J. 103
 Shirani, F. 480
 Shuy, R.W. 215
 Sidani, S. 15
 Silbey, S. 585
 Sillince, J.A.A. 654, 655, 656
 Silva, E.B. 38, 216, 506, 511, 635
 Silverman, D. 381, 382, 384, 387, 388, 496, 523, 524, 525, 527, 593, 621, 624
 Simakova, E. 434, 441, 445
 Skeggs, B. 391, 400, 401, 406, 411, 445, 446, 453, 454, 455
 Slovic, P. 701
 Smetherham, J. 117, 425
 Smith, A.E. 696
 Smith, C.B. 674
 Smith, D.J. 232
 Smith, J.K. 629
 Smith, L. 177, 178
 Smith, T.W. 199, 234
 Smithson, J. 512

Smyth, J.D. 236, 676
 Snizek, W.E. 619
 Snyder, N. 284
 Spanish, M.T. 503, 506, 510, 511, 512, 514, 517
 Spencer, L. 144, 394, 395, 396
 Spradley, J.P. 213
 Sprokkereef, A. 591, 593
 Squire, C. 490, 583
 Stacey, J. 453, 454
 Stacey, M. 66
 Stark, R. 693
 Stake, R.E. 66, 69
 Stanley, L. 592
 Steeves, H.L. 655
 Stefani, L. 124
 Stephens, M. 290, 496
 Stewart, A.J. 40, 412
 Stewart, F. 663, 664, 668
 Stewart, K. 664, 666, 680
 Stewart, S. 617
 Stige, B. 396
 Strandh, M. 214
 Strauss, A.L. 27, 33, 34, 387, 418, 419, 420, 421, 452, 567, 568, 569, 570, 574, 575, 577, 616
 Streiner, D.L. 15
 Sturges, J.E. 488
 Sturridge, P. 620
 Sudman, S. 219, 234, 237, 255
 Sullivan, A. 10
 Sullivan, C.F. 657, 663
 Sullivan, O. 241, 243, 643
 Sutton, R.I. 341, 546, 547, 643
 Swain, J. 385, 402, 417, 422, 444, 445, 465
 Sweet, C. 666, 668

T

Tashakkori, A. 629, 630, 650, 699, 700, 703
 Taylor, A. 400, 406, 424, 432, 434, 437, 439, 440, 448, 452
 Taylor, L. 83, 84, 88, 112, 401
 Taylor, S.J. 30
 Teddlie, C. 418, 629, 630, 650
 Teitler, J.O. 199
 Temple, B. 592
 Teo, P. 557
 Thøgersen-Ntoumani, C. 644
 Thomas, M. 151
 Thomas, P. 538
 Thompson, J. 176, 193, 225, 251, 252
 Thompson, P. 22, 67
 Thomson, K. 200
 Tierney, W.G. 135
 Tilley, N. 57
 Tourangeau, R. 234
 Townsend, K. 15, 16, 85
 Tracey, P. 403
 Tracy, S.J. 396
 Tranfield, D. 102, 103, 105

Tripp, T.M. 647
 Trow, M. 493, 497
 Trumbo, C.W. 679
 Tsang, E.W.K. 616
 Tse, A.C.B. 668, 674, 677
 Turnbull, C. 39
 Turner, B.A. 403, 549, 550, 557
 Twine, F.W. 480
 Tyler, M. 70

U

Underhill, C. 666

V

Valentine, G. 444
 Van den Hoonaard, W. 131, 135
 van Dijk, T.A. 538
 Van Maanen, J. 133, 383, 435, 439, 446,
 451, 463, 465, 622
 Van Selm, M. 673
 Vandermark, S. 517, 581
 Vasquez, J.M. 428
 Vaughan, D. 67, 556
 Venkatesh, S. 381, 443, 464
 Vidich, A.R. 136, 143
 Voas, D. 313
 Von Wright, G.H. 28

W

Waddington, D. 403, 406, 434, 452
 Wajcman, J. 648
 Wakeford, N. 240

Walby, S. 229
 Walklate, S. 643
 Wall, R. 56, 73
 Walsh, D. 34
 Ward, B. 674
 Warde, A. 294, 304
 Warr, D.J. 506, 513, 515
 Warren, C.A.B. 425, 487
 Waterhouse, J. 85
 Watson, D. 446, 453
 Watts, J. 443
 Watts, L. 451, 452
 Weaver, A. 592
 Webb, E.J. 227, 273, 281, 304, 325, 326,
 392, 635
 Weber, M. 29, 30, 55, 180, 293, 399, 440,
 560
 Weick, K.E. 550
 Weinholtz, D. 642
 Weitzman, E.A. 591
 Wellings, K. 642
 Westergaard, J. 19, 37, 69, 76, 167, 170
 Westmarland, L. 136
 Wetherell, M. 528, 531, 533, 536, 538,
 539
 Wetzel, C. 428
 Whipp, R. 75
 White, P. 9
 Whyte, W.F. 66, 70, 383, 434, 437, 438,
 439, 440
 Widdicombe, S. 530
 Wieder, D.L. 240
 Wiggins, R.D. 669
 Wiggins, S. 529, 669
 Wilkins, A.L. 75

Wilkinson, J. 124
 Wilkinson, S. 504, 507, 508, 527
 Williams, J.P. 660, 663
 Williams, M. 49, 71, 406, 426, 664, 666,
 679, 680
 Williams, R.J. 171, 172, 566
 Willis, P. 391
 Willmott, H. 22
 Winch, P. 31
 Winlow, S. 138, 434, 441, 445, 446
 Wittgenstein, L. 31
 Wolcott, H.F. 433, 464, 465, 689, 692
 Wolf, D.R. 438
 Wolfe, E.W. 673
 Wolfinger, N.H. 451
 Wood, R.T. 171
 Wright, C.J. 455
 Wright, D. 38, 216, 506, 511, 635
 Wright, R. 73, 88

Y

Yardley, L. 393
 Yin, R.K. 69, 70, 71, 74, 406, 417
 Yu, F. 418
 Yun, G.W. 679

Z

Zickar, M.J. 464, 465
 Zilber, T.B. 442, 463
 Zimdars, A. 10, 13, 14, 90
 Zimmerman, D.H. 240
 Zukin, S. 19
 Zuwallack, R. 216, 217

Index

Please note that references to non-textual material such as figures or tables are in *italic print*

A

a priori sampling 417, 420
abduction 380, 401
 definition 709
access to organizations
 closed settings 93
 ethical clearance 83–84, 144–146, 148
 gatekeepers 85, 151
 sampling considerations 93
 ‘the research bargain’ 151
 time considerations 82, 83, 85, 93
access to social settings, ethnography
 closed settings 435–436
 key informants 439–440
 ongoing 439
 open/public settings 436–440
 overt vs. covert ethnography 433–435
acquiescence, interviews 227
action research 7, 393, 397
 definition 709
Actor Network Theory 88
ad libitum sampling 278, 279
 definition 709
adjacency pair 524, 527
 definition 709
advocacy tales 463
Affluent Worker research 123, 161–162, 587, 617
ambiguous questions 255
American Sociological Association (ASA) 130
 Code of Ethics 138
analytical generalization 71, 406, 426
analytical induction 565, 566, 566–567, 616
 definition 709
anecdotalism 624–625
anonymity 136, 142–143, 447, 679, 680
anthropology, and functionalism 402
anti-naturalism 49
archive materials 13, 325
argot (local vernacular) 522
arithmetic mean
 central tendency measures 338
 definition 709
 generating with SPSS for windows 363

 probability sampling 196, 196
 statistical significance, and 350
artefacts 48
artificial settings 408, 621
Association of Internet Researchers 679
attached email questionnaire, survey 186, 670–671
 definition 709
attitudes, questions about 253
authenticity 393
 documents 544, 545
autobiographies 544–546
axial coding 569

B

bar charts 337, 338
 generating with SPSS for windows 363
Baseline Employers’ Survey 162
BBC news website 116
Becker-Gouldner dispute 152
behaviour
 assigning meaning to 284
 incident recording 276
 observation schedule 275–276, 427
 observation strategies 276–277
 stated vs. actual 271–272
 survey research 271
behaviour sampling 279
 definition 709
behaviour vs. meaning
 qualitative research 620
 qualitative/quantitative research contrasts 408
 quantitative research 620
beliefs, questions about 253
bias 39–40
 response bias 227–228
 sampling 187, 188
 websites 655
 social desirability effect 227–228, 233–234
BiblioExpress 122
bibliographies 122, 123–124
biographical method *see* life history method
biographies 545
bivariate analysis 339–345
 comparing means and *eta* 344–345
 contingency tables 341, 341–344
 Cramér’s *V* 344

 definition 709
 methods 340
 Pearson’s *r* 341–344
 phi 344
 relationships, not causality 341
 Spearman’s rho 344
Bivariate Correlations (SPSS) 370
blogs 240, 657
blurred genres, qualitative research traditions 381
body language 659, 666
boxplot 339, 340
British companies, multiple case study 75
British Crime Survey (BCS)
 convergent invalidity 172–173
 data set 319
 official statistics 324–325
 question order 221
 research design 65
 sampling error 195
 structured interviewing 221
British Household Panel Survey (BHPS)
 data set 313, 319
 hierarchical data sets 315
 qualitative research 643
 reliability 170
 research design 63, 64, 65
 secondary data analysis 313, 314
British Psychological Association, code of ethics 130
British Social Attitudes Survey 65, 313
 data set details 319
 research methods 620
British Sociological Association (BSA)
 language advice 686
 Statement of Ethical Practice 135, 136, 139
 Visual Sociology Group 462

C

Cambridge Sociological Abstracts 117
CAPI (computer-assisted personal interviewing) 186, 216
captured data 326
CAQDAS computer-assisted qualitative data analysis software *see also* QSR NVivo, data analysis software; SPSS for Windows
 advantages 607
 combating anecdotalism 625

- definition 709
- growth area 591
- online interview data 666
- qualitative data analysis 407
- qualitative/quantitative research
 - contrasts 407
- quantitative data analysis software, and 591–593
- reservations about 608
- case study design 45, 66–72
- causality, and 74
- covert research 67
- critical cases 70, 71
- cross-sectional design, and 68–69
- definition 709
- definition of ‘case’ 67–68
- documents and disasters 556
- exemplifying cases 417
- extreme cases 70, 71
- field notes 67
- intensive analysis, as 71
- longitudinal cases 70
- longitudinal design, and 71–72
- multiple-case study 74–75, 240, 417, 465, 472, 697
- reliability 69
- replicability 69
- representative cases 70
- revelatory cases 70
- sampling 12, 417, 418
- types of case 70
- unique cases 70
- unit of analysis 68
- using documents 551
- validity 69–70
- catalytic authenticity 393
- categories, grounded theory 571, 573
 - definition 709
- CATI (computer-assisted telephone interviewing) 186, 214, 216–217
 - survey research 216
- causal mechanisms 29, 74
- causality
 - case study design, and 74
 - connotation of 63
 - definition 709
 - direction of 60, 341
 - internal validity, and 47
 - quantitative research 116, 175–176
 - relationships between variables, and 341
 - successionist understanding of 74
- CCTV (closed circuit television), evaluation research 57
- cell 709
- census 21, 187, 203
 - definition 709
- central tendency measures 338–339
- charismatic leadership 55
- Chart Editor (SPSS) 365
- chatrooms *see* online communities
- Chicago School 381
- chi-square test 348–349, 369
 - definition 709
 - generating with SPSS for windows 366–367
- citation searching 113–115
 - in newspapers 115
- closed circuit television (CCTV), evaluation research 57
- closed questions
 - advantages 249–250
 - balanced answers 258
 - compared with open questions 250–251, 252 *see also* open questions
 - definition 709
 - disadvantages 250, 252
 - horizontal format 237–238
 - Likert scale 246
 - matching questions and answers 256–257
 - processing 249, 250
 - quantitative data analysis 251
 - self-completion questionnaires 232, 237–238, 239
 - structured interview 210, 211
 - structured observation 272
 - symmetry with answers 258
 - vertical format 237–238
- cluster sampling, multi-stage 193–195, 709
- coding *see also* coding frames; coding manuals; coding schedules
 - axial 569
 - content analysis 248, 298–304
 - definition 247–248, 709–710
 - errors caused by 212
 - grounded theory 568–570
 - inter-coder and intra-coder variability 212
 - interview transcripts 13
 - NVivo software *see* QSR NVivo, data analysis software
 - open coding 569, 570
 - open questions 247–249
 - post-coding 247, 248
 - pre-coding 247
 - problems 578
 - qualitative data analysis 248, 575–578
 - quantitative research 162, 247–248
 - questionnaires 331–332
 - selective 569
 - semiotics 559
 - sociological constructed codes 573
 - steps and considerations 576–577
 - in vivo codes 573
- coding frames 248
 - definition 710
- coding manuals 299, 300
 - definition 710
- coding schedules 248, 274, 280, 291, 298, 299, 303
 - definition 710
- coding scheme *see* observation schedule
- coefficient of determination, Pearson’s r 343
- Cohen’s Kappa 279, 280
- coherence, intertextual 100
- cohort studies, longitudinal design 63–66
- communication-based research 290, 658
- comparative design 45, 72–74, 407
 - cross-cultural research 72–74
 - definition 710
 - qualitative research 407
 - structure 72
- comparison, logic of 58
- Compute Variable (SPSS) 361
- computer-assisted interviewing *see* CAPI; CATI
- computer-assisted qualitative data analysis *see* CAQDAS
- concepts 14, 163–168, 408
 - deductive theory, and 8
 - definition 8–9, 163, 710
 - dimensions 167–168
 - emergent from data 621
 - grounded theory 570–573
 - hypotheses testing 621
 - indicators 164–165
 - inductive theory, and 8
 - inheritance concept 573–574
 - Likert scale 165, 166
 - measurement 163–175
 - multiple-indicator measures of *see* multiple-indicator measures of concepts
 - NVivo 593–607
 - qualitative research 388–389
 - sampling 187
 - and theory 8–9
 - utility debate 592–593
- concurrent validity 171, 172
 - definition 710
 - measurement 174–175
 - predictive validity, and 174–175
- conferencing software 664, 665
- confessional tales 394, 463
- confidence interval, sampling 197
- confidentiality 136–138, 142, 679
 - Internet research 658
- confirmability 49, 390, 392–393
- confounding variables 345
 - definition 710
- connotation, semiotics 559, 710
- conscious partiality 40
- consent *see* informed consent
- consequentialist ethics 134
- constant attributes 48, 710
- constant comparison 568
 - definition 710
- construct validity 171, 172
- constructionism 32, 33–35, 380
 - definition 710
 - grounded theory 575
 - life history method 490
 - organizational discourse 537
 - quantitative research 618

- constructivism *see* constructionism
 content analysis
 advantages 304–305
 coding 248, 298–304
 cross-sectional design 59
 dating advertisements 294
 definition 289–291, 710
 disadvantages 306–307
 dispositions 298
 electronic news reports, counting words
 in 296
 ethics, and 304
 ethnographic *see* ethnographic content
 analysis (ECA)
 Internet documents 554
 interpreting documents 557–559
 keyword analysis 295–297
 ‘manifest content’ 290
 mass media 11
 mixed methods research 631, 633–634
 non-reactive method, as 304
 non-text formats 290
 objective nature of 289
 online forums 296–297, 554
 photographs 546, 547
 qualitative research 35, 291, 305–306,
 714–715
 quantitative research 35, 165, 177–178,
 290
 research questions 291–293
 rhetoric 293
 sample selection 293–294
 significant actors 295
 social science in the media 292
 subjects and themes 297–298
 thematic analysis 296, 297–298
 transparency 304, 305
 units of analysis 295–298, 303–304
 unobtrusive method, as 304
 websites 554, 645–658
 quantitative research 656
 word count 290, 295–296
 context
 conversation analysis 525, 527
 critical discourse analysis (CDA) 537
 critical realism, and 29
 interviews 213–217
 mixed methods research 634, 645–646
 participant observation 494
 photographs 546
 sampling 417, 418, 420, 427
 social research methods 5, 7
 contingency tables 201
 bivariate analysis 341, 341–342
 coding of open questions 249
 definition 710
 generating with SPSS for
 windows 366–367, 369, 372–373
 multivariate analysis 346
 three variables, generating
 with 372–373
 contingent repertoire 532–533
 contingent sampling 417, 420
 contrived observation 273, 325
 control groups 51, 138
 convenience sampling 201–202, 424
 definition 710
 convergent validity 171, 172–173
 convergent invalidity, and 172–173
 conversation analysis 522–528
 accounts 527
 adjacency pairs 524, 527
 assumptions 523–525
 comparison with discourse
 analysis 528, 538–540
 context, and 525, 527
 definition 522, 710
 empiricism 615
 ethnomethodology 522
 indexicality 523
 preference organization 526–527
 recording 482
 reflexivity 523
 repair mechanisms 527
 structured talk 524
 tools 525–527
 transcription 482, 525
 turn-taking 525–526, 717
 COPAC 115
 copyright 461–462
 plagiarism, and 125, 126
 correlation analysis 164, 169
 definition 710
 correlation coefficient 349–350 *see also*
 Pearson’s *r*; Spearman’s rho
 correlations output (SPSS) 370
 covert research 67, 133, 138–140, 434,
 436, 441
 definition 710
 field notes 434
 online communities 660
 Cramér’s *V*
 bivariate analysis 344
 correlation and statistical
 significance 350
 definition 710
 generating with SPSS for
 windows 366–367
 credibility 49, 390, 545–546
 documents 544
 mixed methods research 634, 645
 crime statistics
 manipulation of 323
 social construction of 321
 crisis of representation, qualitative
 research traditions 381
 criterion sampling 418, 423
 critical case sampling 418
 critical case study 70, 71
 critical discourse analysis (CDA) 536–538
 context 537
 critical realism 537
 definition 710
 dialogical struggle 537
 globalization discourses 538
 hegemony 537
 interpreting newspaper articles 557
 operationalization 537
 recontextualization 537
 ‘three dimensional’ framework 538
 critical reading skills, literature reviews 8,
 98–99, 100, 102
 critical realism
 causation, and 74
 context, and 29
 critical discourse analysis (CDA) 537
 definition 29, 710
 epistemology 28, 29
 ethnography 617
 experimental design 57
 generative mechanisms, and 29, 74
 natural science model 616
 quantitative/qualitative divide 616
 Cronbach’s alpha 171, 174, 181, 280
 cross-cultural research 72–74
 mixed methods research 644
 secondary data analysis 314–315
 using online focus groups 664
 cross-sectional design 45, 58–63, 711
 case study design, and 68–69
 data rectangle in 62
 definition 58
 inductive research 69
 internal validity, and 60
 more than one case, data collection 59,
 60
 nomothetic nature of 69
 non-manipulable variables 60–61
 patterns of association 59, 60
 qualitative research within 63
 quantitative data 59, 60
 quantitative research 59, 60, 161
 relationships between variables 341
 reliability 59
 replicability 59–60
 research strategy, and 62–63
 single point in time, data collection 59,
 60
 structure 62, 62
 structured observation 272
 survey research 60
 validity 60–61
 Crosstabs (SPSS) 366, 367, 368
 Cultural Capital and Social Exclusion
 (CCSE) project 38, 216
 mixed methods research 635, 644
 purposive sampling 423–424
 culture 32–33, 34
 cyberspace 659, 660
 participant observation 660
 vs. real life experiences 662

D

- Da Vinci Code, The*, accusation of
 plagiarism in 125
 data
 coding 577
 conversation analysis 525

- documents as sources of *see* documents
grounded theory, and 387
interpretation, qualitative research 386
missing 333
photographs as 546, 547
quantification in qualitative research 624
secondary analysis *see* secondary data analysis
types of 326
writing up research 693–694
- data analysis 13–14, 14, 91
closed questions, and 251
data reduction 13, 408
grounded theory, and 417, 420
primary data 13–14
secondary data 13–14
thematic analysis 13
using SPSS for Windows 361–373
- data collection 14, 93
asynchronous 658
comparative design 72–73
cross-sectional research 59, 60
data saturation 426
diary 172, 240, 243
error, survey research 205
grounded theory 420
Internet 658
ethical issues 679–680
longitudinal design 65
methods 12, 13
online communities 656, 659
participant observation 12
qualitative interviews 493
qualitative research 383, 386, 407
questionnaires 12
research methods, and 12
sampling cases 11
semi-structured interviews 12
structured interviews 12
synchronous 658
theoretical sampling 418
- data processing error 206
data protection 137
online environments 680
data reduction 13, 408
data saturation 426
Data Viewer (SPSS) 356, 357
deception 133, 140, 143, 148
deductive theory
concepts, and 8
definition 19, 711
implications for research strategy 6
inductive theory, and 24–27, 26
principle of 28
process of deduction 24
quantitative research 163
testing hypotheses 25
- Define Simple Bar (SPSS) 364
denotation, semiotics 559
definition 711
deontological ethics 134
dependability 49, 390, 392
- dependent variables 47 *see also*
independent variables
content analysis 306
definition 711
quantitative research 116
secondary analysis 314
- deskilling thesis, concept dimensions 168
deviance 22, 152, 494
diagrams, univariate analysis 337–338
dialogical struggle 537
- diary *see also* personal documents
advantages and disadvantages of use 243
blogs 240
concurrent validity testing 172
data collection method, as 172, 240, 243
definition 711
documents, as 240
form of self-completion questionnaire, as 239–240
‘free text’ 240, 241
gender and time use study 241
as interview method 240
log of researcher’s activities, as 240
research diary 93
‘researcher driven’ 239–240
in social research 239–241
‘structured’ 240, 241
time-use research 240, 241, 242
- dichotomous variables 47, 335, 344
definition 711
- dimension, concepts 167–168
definition 711
- direction of causality 60, 341
- discourse analysis 528–536
accountability, looking for 536
analysing expressions 529
anti-realist nature of 529
attention to detail 536
comparison with conversation analysis 528, 538–540
constructionist nature of 529, 537
critical *see* critical discourse analysis (CDA)
cross-referencing of studies 536
definition 528, 711
discourse as form of action 531
extreme case of formulation 535
fact production 533
generative mechanism 537
interpretive repertoires 531–533
organizational discourse 530
quantification rhetoric 533–534
recording and transcription 482
research questions 529
rhetoric 522, 533–534, 535
themes 530
variation 536
websites 655
- discursive event analysis 538
discursive practice dimension 538
discussion forums *see* online communities
- Disney project 560
coded text 576
nodes (NVivo) used in 597
- Disneyization, researching 456–457, 456–457
- Disneyland 560
- dispersion measures, univariate analysis 339
- distribution of values 711
- documents
authenticity 544, 545
cartoons 558
credibility 544, 545–546
definition 543
football fanzines 553
hermeneutical approach to 560–561
Internet documents 554
interpreting 556–561
mass-media outputs 552–553
meaning 544
narrative analysis 586
NVivo, importing into 595
official 549–552
personal *see* personal documents
qualitative content analysis 557–560
quality criteria 544
reality of 554–556
representativeness 544, 546
sampling 427
semiotics 559–560
virtual 554, 654
- double-barrelled questions 255–257
- E**
- ecological fallacy 323, 711
ecological validity 45, 48, 711
- Economic and Social Data Service 316, 317–320, 318
- Economic and Social Research Council (ESRC) 312
Framework for Research Ethics 130, 135, 139–140, 144, 146–147
funding body 7
impact agenda 150–151
- education research, systematic review in 109–110
- educative authenticity 393
- electronic databases 113–115
- email 659, 663
interviews 659, 663, 668–669
maintaining momentum 669
spamming 668
surveys 644, 670–671, 672
- email alerts 115, 117
- embedded email questionnaire, survey 186, 714
definition 711
- embedded methods argument, 629
- embedded questionnaires 670–671, 711
- emergence, critical discourse analysis 537
- emotional labour 23, 24, 388–389
- empirical realism 29, 396

- empiricism
 definition 23, 711
 discourse analysis 532–533
 natural science model 615
- 'end justifies the means' argument,
 situation ethics 133
- EndNote, software tool 122
- enhancement, mixed methods
 research 634, 648
- epistemology
 definition 6, 19, 711
 discourse analysis 528–529
 hermeneutics 560
 interpretivism 28–32
 mixed methods research 631
 naturalism 35, 36
 positivism 27–28
 qualitative research 380
 realism 29
 research methods 618–619
 systematic review 109
- E-research *see* Internet; websites
- error variance 350
- errors
 coding, caused by 212
 interviewer variability 210–211, 218, 218
 non-sampling 187
 sampling *see* sampling error
 survey research 205–206, 206, 210
- essentialism 711
- eta 344–345, 711
- ethical issues *see also* ethical principles
 access to organizations 83–84, 85,
 144–146
 anonymity 142–3, 453, 679, 680
 'anything goes' argument 134
 and choice of research topic 84
 confidentiality 136–138, 142, 658, 679
 content analysis, and 304
 covert observation 133, 138–140
 decision-making difficulties 148–149
 deontological versus consequentialist
 argument 134
 impact on the research community 6
 'lurking', online 656, 662, 680
 Internet research 149, 679–680
 online communities 680
 principles *see also* ethical principles
 qualitative interviews 495
 research quality, and 143–146
 safety factors 136, 147
 situation ethics 133
 stances 133–134
 transgression, ethical 131, 134, 143
 universalism 133
 visual ethnography 462
 visual media 149
- ethical principles *see also* ethical issues
 deception 130, 140, 143, 148
 harm to participants 132, 135–138,
 147, 680
 informed consent 138–142, 462, 495,
 679, 712
 invasion of privacy 142–143, 495, 679
 web resources 117, 130
 ethics committees 134–135, 144
 access clearance 83–84, 85, 145
 ethnicity, manipulation of
 non-manipulable variables
 61–62
 ethnicity critique 577
 ethnographic content analysis (ECA) 291,
 305–306, 557, 559
 definition 711
 ethnography *see also* participant
 observation
 access *see* access to social settings,
 ethnography
 active 446–447
 content analysis *see* ethnographic
 content analysis (ECA)
 context 402
 convenience sampling 424
 critical realism 616, 617
 definition 432, 465
 ethics 114
 ethnographic texts 462–464
 ethnostatistics 623
 evolution of 452–453
 experimental writing 381, 382
 field notes *see* field notes
 focus groups 411
 forms 434
 genres 463–464
 'going native' 445
 illegal activity, and 447
 immersion in setting 465
 informed consent 139
 micro-ethnography 433, 464
 mobile ethnography 451
 narrowing focus 450
 online 657, 659–663
 overt vs. covert 433–435
 participant observation 493
 passive 446–447
 qualitative research 383, 402–403
 research designs 65, 67, 76
 research questions 449
 retrospective 435
 roles for ethnographers 440–447,
 441–444
 semi-structured interviews 446
 snowball sampling 424–425
 textual conventions 462–464
 time commitments, and 464
 triangulation 392
 visual *see* visual ethnography
 writing *see* writing ethnography
- ethnomethodology 522, 711
- ethnostatistics 623
- evaluation research 7, 57, 58, 397,
 404–405, 480
 definition 711
- Evidence for Policy and Practice
 Information and Coordinating
 Centre (EPPI) 104
- exemplifying case 70, 417
- exemplifying case study 70
- experimental arrangements, reactive
 effects 54
- experimental design 35–36
 classical 51–52, 52
 definition 711
 field experiments 51
 laboratory experiments 50, 55–56
 logic of comparison 58
 natural experiments 57
 quasi-experiments 56
 random assignments 51, 55
 randomized experiments 51
 significance 58
- experimental group 50, 162, 711
- experimental realism 56
- experimental writing 381, 382
- explained variance 350
- Explore Output (SPSS) 365
- external reliability
 qualitative research 390
- external validity *see also* internal validity
 cross-sectional research 61
 definition 711
 qualitative research 390
 social research criteria 45, 61
 systematic review 109
 threats to 54
- extreme case study 70, 71
- extreme sampling 418
- ## F
- F statistic 350
- face validity 53, 171, 711
- facilitators *see* moderators
- fact production, discourse analysis 533
- factor analysis 180, 711
- fairness, authenticity criterion 393
- Family Expenditure Survey (FES)
 data set details 319
- feminism
 ethnography 453–455
 focus groups, and 504
 influence on research strategies 40
 qualitative interviews 491–493
 qualitative research, and 410–412
 structured interviews,
 critique 228–229
- field notes 93, 447–452
 case studies 67
 definition 711
 digital recordings 448
 photographs 547
 reflection and analysis 447
 scope 451–452
 thematic analysis 624
 types 450–451
- field roles 440, 441–444, 445
 fluidity of roles 445–446
- field stimulations 276, 282–283, 283
 definition 712

- filter questions 216, 219, 220
 fixed choice questions 210, 211
 fixed sampling 418, 420
 Flanders Interaction Analysis Categories (FIAC) 273–275, 274, 277, 284
 flash cards 224–225
 flexibility
 approach to qualitative research
 interviews 473–474, 487
 in participant observation 494
 semi-structured interviews 472
 focal sampling 279, 712
 focus groups 495
 AIDS in mass media 507
 asking questions 511–513
 beginning and finishing 513
 challenges 517
 collective identity in 514
 composition 506
 conducting 505–513
 definition 709, 712
 disagreements within 514–516
 ethnography 411
 feminism, and 504
 group interaction 501, 513–516
 group interviews 501, 502
 interview guide 512
 limitations 516–518
 market research, and 502
 methodology 502, 702
 in mixed methods research 37
 moderator involvement 501, 508–509, 517, 518
 naturalism 504
 online 658, 663–668
 origins 503
 recording and transcription 504–505
 recruitment strategies 509–510, 511
 selecting participants 509–510
 size of group 505, 507
 structured interviewing 213
 symbolic interactionism 504
 synchronous online 639–640
 uses 503–504
 focused interviews 213
 follow up questions 476–478
 footnotes 120
 forced-choice questions 252, 259
 formal theory 570
 forums, online 554 *see also* online communities
 content analysis 296–297
 forward telescoping process, official statistics 325
 found data 326
 fractured future, qualitative research tradition 382
Framework for Research Ethics (FRE) 130, 139–140, 146–147
 Freedom of Information Act 555
 Frequencies (SPSS) 362
 frequency tables 337
 definition 712
 generating with SPSS for windows 361–363, 362
 univariate analysis 337–338
 functional requisites 21
 functionalism, and anthropology 402
 funding 7
- ## G
- gatekeepers 85, 151
 gender, manipulation of non-manipulable variables 61
 gender critique 577
 General Household Survey (GHS) 65, 313
 hierarchical data sets 315–316
 General Lifestyle Survey (GLF)
 data set 319
 generalization
 analytical 71, 406, 426
 comparative research 74
 content analysis 294
 definition 712
 errors, survey research 205
 external validity, and 54
 life history interviews 489
 limits to 205
 moderatum generalizations 406, 426
 probability sampling 416
 qualitative research 406
 quantitative research 176–177
 theoretical 71, 406, 426
 theoretical saturation, and 426–427
 generative mechanisms 29, 74
 discourse analysis 537
 generic inductive qualitative model 422
 generic purposive sampling 420, 422–424
 mixed methods research 422–424
 selecting participants 422
 gentrification 21, 24–25, 417, 428
 ‘ghost’ writing 545
 globalization discourses, critical analysis 538
 ‘going native’ 445
 Google 655
 Google Scholar 114, 116
 grand theory 21–22
 grounded theory
 categories 570–573
 coding 568–570
 concepts 570–573
 constant comparison 568
 criticisms 574–575
 data collection 420
 definition 387, 712
 example 572
 interpretivism 575
 iterative strategy 26, 387
 memos 573–574
 museums study 572
 outcomes 570, 571
 processes 571
 qualitative data analysis 567–575
 quantitative/qualitative divide 616
 theoretical sampling 417, 418, 420, 568
 theoretical saturation 568
 group interaction, focus groups 513–516
 symbolic interactionism 504
 group interviews 213, 501
 guinea pig effect 281
- ## H
- harm to participants 132, 135–138, 142, 147
 Internet research 680
 Harvard referencing system 120, 121–122
 citing websites 656
 hegemony 537
 hermeneutic-phenomenological tradition 30, 31
 hermeneutics 28, 560–561, 712
 Harmonized European Time Use Studies project (HETUS) 242
 hierarchical data sets 315–316
 histograms 337–338, 338
 generating with SPSS for windows 363
 history, internal and external validity 52, 54
 Household and Community Survey 162
 human relations model, organizational climate 174
 hypothesis 6, 161
 definition 712
 grounded theory 570
 mixed methods research 634, 647
 qualitative research 615–616
 quantitative research 621
 theoretical saturation 420
- ## I
- IBM SPSS Statistics Version 19 *see* SPSS for Windows
 ICI (Imperial Chemicals Industry) 72
 ideology critique 577
 idiographic approach 69
 illegal activity, ethnography 447
 illness narratives 297, 582–583, 584–585
 online discussion postings 657
 impact agenda, ESRC 150–151
 impressionist tales 463
 in vivo codes 573
 incidents, recording 276
 independent variables 341 *see also* dependent variables
 content analysis 306
 definition 712
 quantitative research 116
 scatter diagrams 368, 372
 social research criteria 47
 in-depth interviews 213, 471
 indexicality 523
 indexing *see* coding

- indicators 164–167, 712 *see also*
 multiple-indicator measures of
 concepts
- indirect questions 478
- inductive theory
 concepts, and 8, 12
 cross-sectional design 69
 deductive theory, and 24–27, 26
 definition 19, 712
 implications for research strategy 6
 principle of 28
 qualitative research 380
 quantitative research 163
 study 26, 27
- informal social control 31, 32, 386
- informed consent 138–142 *see also*
 deception
 definition 712
 Internet research 679
 qualitative interviews 495
 visual ethnography 462
- INGENTA, journal database 115
- inheritance concept 573–574
- Institutional Review Boards *see* ethics
 committees
- instructions
 clarity considerations 239
 self-completion questionnaires 239
 structured interviews 219–220
- instrumentation, and internal validity 53
- Integrated Household Survey (IHS)
 data set details 319
- intensive interviews 213
- interaction studies, online
 communities 662–663
- interactions, and external validity 54
- inter-coder reliability 299, 304
 definition 712
- intermediate questions 479
- internal process model 174
- internal reliability
 definition 712
 qualitative research 390
 quantitative research 170, 174
- internal validity 45 *see also* external validity
 causality, and 47
 cross-sectional design 60–61
 definition 47, 712
 qualitative research 390
 quasi-experiments, and 56
 research strategy, and 48
 systematic review 109
 threats to 52–53
- International Social Survey Programme
 (ISSP) 314
- Internet *see also* websites; online
 communities
 asynchronous study 638
 data protection 658, 680
 ethical issues 149, 679–680
 focus groups, online
 face-to-face interviews
 compared 640–641
- forums 296–297
- interpretative flexibility of 661
- online communities 657–663
- online documents 554
- personal interviews, online 642–643
- public and private domains 679–680
- records produced through 326
- research ethics 149
- research methods 658
 Internet usage 662
 online ethnography 659–663
 web resources 117
- sampling issues 655, 673–676
- supplementary data, using for 643
- surveys *see* online surveys
- synchronous study 639–640
- usage statistics 654
- inter-observer consistency 169, 256,
 279–280
- interpretative questions 478
- interpretative repertoires 531–533, 712
- interpretivism
 definition 712
 embedded methods argument 629
 epistemology 28–32
 grounded theory 575
 literature review 110
- inter-rater reliability 398
- inter-textuality
 documents 538, 555
- interval/ratio variables 345
 boxplot 339, 340
 comparing means and *eta* 344–345
 definition 335, 712
 diagrams 337–338
 dispersion measures 339
 frequency tables 337
 multiple-indicator measures of
 concepts 335
 range 339
 social research criteria 48
- intervening variables 345–346, 712
- intervention studies, 104
- interview guide
 definition 712
 focus groups 512
 formulating questions 476
 qualitative interviews 472–474,
 481–482
 semi-structured interviews 471
 structured interviewing 213
- interview schedule 46, 73, 162, 165, 184,
 210, 212, 712
- interviewees 213, 447
- interviewers
 characteristics 227, 255
 multiple 214, 226
 successful, criteria for 473–474, 475
 training and supervision 225–226
 variability 210–211, 211
- interviews *see also* interview guide;
 interviewees; interviewers
 aims, in social research 209
- asynchronous online 659, 663,
 668–669, 670
- audio-recording digitally 483
- combined with alternative
 methods 669
- computer-assisted *see* CAPI (computer-
 assisted personal interviewing);
 CATI (computer-assisted
 telephone interviewing);
 computer-assisted interviewing
- constructivist approach 490
- context 213–217
- diary 240
- focused 213
- group 213, 502, 503
- in-depth 213, 471
- intensive 213
- interviewer variability 210–211, 211
 leading 474
- life history 67, 213
- narrative 584
- non-participant observation with
 interaction 495
- online personal 659, 666–668
 vs. face-to-face 666–669
- personal online 658, 668–670
- photo-elicitation study 480
- probability sampling 416
- rapport 667
- recording and transcription 482–486
- schedules *see* structured interview
 schedules
- semi-structured *see* semi-structured
 interviews
- standardized *see* structured interviews
- structured *see* structured interviews
- synchronous online 659, 660, 669
- telephone interviewing 186, 15, 488
- types 209, 212–213
- unstructured *see* unstructured
 interviews
 using direct quotations 485, 697
- intra-coder reliability 299, 712
- intra-observer consistency 279–280
- introductory questions 476
- Intute website 117
- Iowa school 31
- ISI Web of Knowledge (WoK) 113
- ISSP (International Social Survey
 Programme) 314
- iterative strategy 26, 387
- theoretical sampling 418, 420
- ## J
- jobs, structured observation of 276
- Journal of Mixed Methods Research* 630
- ## K
- kappa statistic 279, 280
- key informants 175, 304, 439–440
- keyword analysis 296–297

- keywords
 literature review 118, 119
 Social Sciences Citation Index 103
 web searching 655
- knowledge 253, 258
 social policy research 7
- L**
- labelling theory 22
- Labor and Monopoly Capital*
 (Braverman) 22
- laboratory experiments 50, 55–56, 285
- Labour Force Survey (LFS) 315
 data set details 319
- labour process theory 22
- Labour Process Theory* (Knights and Wilmott) 22
- language *see also* conversation analysis;
 discourse analysis
 constructive nature of 530
 importance of 522
 linguistic connectors 580
 non-disablist 686
 non-racist 686
 non-sexist 686
 rhetorical analysis 522, 533–534, 535
- leadership 55, 106, 110
- leading questions 257
- letters, as personal documents 544–546
- life history method 66, 67 *see also*
 biographical method
 definition 712
 interview questions 213, 490
 narrative interviews 584
 oral history interviews 471, 488–491
 qualitative research 402–403
 testing theories 616
 types of life story 490
- Likert scale
 closed questions 246
 definition and purpose 166, 712
 developing 173–174
 factor analysis 180
 formatting 238
 negatives, avoidance of questions
 including 258
 prompting 224
 response sets, identifying 239
 variables 335
- linguistic devices 535
- linguistic turn 713
- listening skills 473–474
- literature, research
 background literature as theory 23
 coverage 101
 identifying concepts 9
 quantitative vs. qualitative research
 similarities 409
 research questions 5, 11, 88, 385
 reviewing *see* literature review
 searching 113–120, 119
 use and application 101–102
- literature review 8, 14 *see also* narrative
 reviews; systematic review
 bibliographies *see* bibliographies
 coherence, intertextual 100
 conceptualizing methods 99
 critical reading skills 8, 98–99, 100,
 102
 deferment of 385
 electronic databases 113–114
 email alerts, using 115
 error identification 101
 examiners, and 101–102
 existing literature 5, 8, 88, 112–113,
 119, 385
 identifying concepts 9
 importance of conducting 112–113
 intertextual coherence,
 constructing 100
 keywords 118, 119
 limitation of content 99–100
 meta-analysis 106
 ongoing 100, 117–118
 plagiarism *see* plagiarism
 problematizing of situation 100–101
 qualitative research, literature based
 on 100–101
 reasons for writing 112
 reflexive approach 385
 search parameters, defining 118
 secondary sources 123
 Web, using 116–117
 writing up research 687
- Living Costs and Food Survey (LCFS)
 data set details 319
- logic of comparison 58
- longitudinal design
 British Household Panel Survey
 (BHPS) 63, 64
 case study design, and 70, 71–72
 cohort studies 63–66
 definition 713
 National Child Development Study 50
 panel studies 63–66
 participant observation 496
 planned and unplanned 67
 reliability 170
 secondary data analysis, and 313–314
 structure 65
 Timescapes project 66, 480
 web use 648
- 'turking', online 657, 659, 662, 680
- M**
- mail questionnaires *see* postal
 questionnaires
- manipulation, experimental design 35–36
- mass media
 content analysis 11, 12
 critical discourse analysis 557
 documents 552–553
 sample selection 293
 social science research 292, 636
- maturation, and internal validity 53
- maximum variation sampling 418
- mean *see* arithmetic mean
- Means (SPSS) 373
- measure of central tendency 338–339,
 713
- measurement, concepts 163–175
 indicators 164–167
 multiple-indicator measures 165–167
 reliability 168–170
 validity 170–175
- measurement validity 45, 47, 713
- measures of dispersion
 definition 713
 range 339
 standard deviation 339
- median
 definition 713
 generating with SPSS for windows 363
 univariate analysis 337
- member validation *see* respondent
 validation
- memos 573–574, 581
 generating with NVivo 607
- meta-analysis
 definition 106, 713
 procedure 106
 quantitative research 105
 systematic review 102
- meta-ethnography 623
 definition 102, 107, 713
 diabetes experiences 107–108
 phases 107
- methodological preferences 7
- methodological reflexivity 394
- methodologically contested present 382
- micro-ethnography 433, 464
- middle range theories 21, 22
- Millennium Cohort Study 63, 64
 data set details 319
- missing data 580, 713
- Missing Values (SPSS) 359
- mixed methods research
 approaches 635–648
 argument against 629–630, 631
 categories 635
 classification of approaches 631–632
 completeness 633, 637, 638
 content analysis 631, 633–634
 context 634, 645–646
 credibility 634, 645
 cross-cultural investigation 644
 Cultural Capital and Social Exclusion
 (CCSE) project 38
 diversity of views 634, 647–648
 embedded methods argument 629
 emotional labour study 23
 enhancement 634, 638, 648
 epistemological debate 631
 explaining research findings 633
 foot and mouth disease study 638,
 701–703
 generic purposive sampling 422

mixed methods research (*cont.*)
 illustrative use 634, 638, 646
 instrument development 634, 642–644
 integration of components 649
 juvenile delinquency 639
 managers, study of 648
 mass media, reporting of social science
 research 636
 mixed methods research on 632
 offsetting weaknesses 633, 637
 paradigm argument 629–630, 650
 priority and sequence classification 632
 process 633, 638–640
 puzzle-solving 643
 relationship between variables 638,
 641–642
 research questions 633, 640
 research strategy 37–38
 sampling 634, 638, 644–645
 stages in development 630
 technical debate 631
 testing hypotheses 634, 647
 triangulation 392, 633, 635–636, 638
 unexpected results 643
 utility 634, 646–647
 writing up 699–703
 mobile ethnography 451
 mobile phones 216–217
 mode
 definition 713
 univariate analysis 339
 moderated relationship 713
 moderators 501, 508–509, 518, 713
 online focus groups 664, 665
moderatum generalization 406, 426
 modernist phase, qualitative research
 traditions 381
 monetary incentives 236
 moral panic 295
 mortality, and internal validity 53
 multiple-case study design
 sampling 417
 multiple-case study 74–75, 240, 417, 465,
 472, 697
 multiple-indicator measures 165–167, 713
 response sets, structured
 interviewing 227
 variables 335
 multi-user domains (MUDS) *see* online
 communities
 multivariate analysis
 intervening variables 345–346
 third variable moderating relationship
 considerations 346
 mundane realism 56

N

naive empiricism 22, 23
 narrative analysis 297, 582–586
 approaches 585
 definition 713
 documents 586
 illness narratives 582–583, 584–585
 life history method 489–490
 narrative interviews 584, 586
 organizational narratives 583
 narrative interviews 584, 586
 narrative reviews 102, 110–112 *see also*
 literature reviews
 definition 713
 systematic review practices, and 111–112
 National Child Development Study 63, 64
 data set details 319
 National Food Survey (NFS)
 data set details 319
 National Health Service (NHS) 144, 145
 National Statistics Office 116
 natural experiment 57
 natural science model 615–616
 natural settings 408
 naturalism
 definition 713
 ethnography 440
 focus groups 504
 qualitative interviewing 494
 research setting 621–622
 social research criteria 49
 naturalistic life stories 490
 negative relationship, variables 713
 ‘netiquette’ 679
 new media, research ethics 149
 newspaper archives, locating
 references 115
 ‘no choice’ argument, situation ethics 133
 nodes *see also* QSR NVivo, data analysis
 software
 nodes
 applying in coding process 601–602
 creating 597–601
 definition 596
 Disney project 597
 free 597
 hierarchical 597, 599
 non-hierarchical 598
 single, searching for 603–605
 tree 597
 nominal variables 48, 335
 definition 713
 non-intervention studies
 quality criteria 104
 non-manipulable variables 61–62, 713
 non-participant observation 273
 non-probability sampling 201–204, 417
 convenience sampling 201–202
 definition 187, 713
 quantitative research 181
 quota sampling 203–204
 sample bias 187
 snowball sampling 202–203
 non-response, sampling 187, 199–200
 non-sampling error 187, 205
 definition 713
 normal distribution, sampling 196
 normative statements, scientific
 statements distinguished 28
 note-taking, literature review 98
 NUD*IST (Non-numerical Unstructured
 Data Indexing Searching and
 Theorizing) program 592
 null hypothesis 347, 348, 713
 numbers
 random, generating 191–192
 vs. words 408, 621

O

obedience study 132
 objectivism 32–33
 definition 713–714
 objectivity 28, 289
 observation
 contrived 325
 covert 434
 issues resistant to 494–495
 participant *see* participant observation
 simple 325
 structured *see* structured observation
 systematic *see* structured observation
 observation research 273
 observation schedule 272, 273, 275–276
 content analysis 289
 definition 714
 structured observation 273
 official documents
 deriving from private sources
 550–552
 deriving from state 549–550
 official statistics 320–327
 comparative design 73
 crime figures 321, 323
 critique of 324–325
 cross-sectional design 59
 definition 714
 ecological fallacy 323
 indicators of concept 165
 Internet usage 654
 interpretivism 32
 reactivity 320–321
 reliability 322
 unobtrusive method, as 325
 unofficial statistics, and 327
 validity 322–323
 web resources 116–117
 online communities 657–658
 discussion forums 296–297, 554
 ethical issues 680
 ethnography 659–663
 interaction studies 662–663
 participant observation 660
 pseudonyms 667
 real life experiences, and 662
 reality of online experiences 659
 online ethnography 657, 658 *see also*
 virtual ethnography
 online focus groups 663–668
 advantages 664
 asynchronous 663, 664
 response rates 665–666

- compared to face-to-face interviews 666–668
 - disadvantages 667–668
 - participant selection 664
 - synchronous 663, 665
 - vs. conventional groups 666
 - online forums *see* online communities
 - online surveys 217, 234, 670–679, 712 *see also* web surveys
 - email 670–671
 - vs. postal questionnaires 676–677
 - response rates 674–676, 679
 - sampling issues 673–676
 - ONS Opinions Survey
 - data set details 320
 - ontological authenticity 393
 - ontology
 - constructionism 32, 33–4, 380
 - definition 6, 19, 714
 - discourse analysis 528–529
 - documents 555
 - objectivism 32–33
 - research methods 618–619
 - social research, and 34
 - open coding 569, 570
 - open questions 479, 487
 - advantages 246–247, 252
 - coding 247–249
 - compared with closed questions 250–251, 252 *see also* closed questions
 - definition 714
 - disadvantages 246–247, 252
 - research designs 67
 - structured interviews 211
 - open systems model 174
 - operational definition 714
 - operationalism 180, 174
 - operationalization 161
 - critical discourse analysis (CDA) 537
 - opportunistic sampling 225, 418
 - ORACLE (Observational Research and Classroom Learning Evaluation) 277, 278, 280, 284
 - oral history interviews 213, 471, 488–491
 - definition 714
 - oral life history method 488–491
 - organizational narratives 583
 - ordinal variables 48, 335, 714
 - organizational climate, quantitative research 174–175
 - organizational discourse 537
 - organizational identity 654–655
 - organizational research 56
 - outliers, central tendency measures 338, 714
 - Output Viewer (SPSS) 362
 - overt research 441
- P**
- panel conditioning effect 65
 - panel studies, longitudinal research 63–66
 - paradigms
 - definition 630, 714
 - paradigm argument, mixed methods research 629–630, 650
 - qualitative/quantitative divide 619
 - participant observation *see also* ethnography
 - active vs. passive 446–447
 - advantages 493–494
 - breadth of coverage 496
 - classification of roles 440–447, 441–444
 - content analysis 306
 - covert 133, 138–140, 660
 - data collection 12
 - definition 273, 432, 714
 - longitudinal design 496
 - ‘lurking’ 657, 659, 662, 680
 - narrative analysis 584
 - obtrusive nature of 496
 - online communities 660
 - online ethnography 659
 - qualitative interviews 493
 - vs. qualitative interviews 494–496
 - qualitative research 383
 - reactive effects 495–496
 - social research criteria 46
 - understanding language 522
 - using documents 551
 - PASW Statistics 18 *see* SPSS for Windows
 - pattern variables 21
 - patterns of association, cross-sectional research design 59, 60
 - Pearson’s *r*
 - bivariate analysis 342–344
 - correlation and statistical significance 350
 - definition 714
 - generating with SPSS for windows 368, 370
 - personal documents 326
 - autobiographies 544–546
 - contemporary 545
 - definition 714
 - diary *see* diary
 - historical 544–545
 - letters 544–546
 - photographs 546–549
 - visual objects 546–549
 - personal experience, and research interests 20, 85, 88
 - phenomenalism 28
 - phenomenology 30–31, 714
 - phi
 - bivariate analysis 344
 - correlation and statistical significance 350
 - definition 714
 - photo-elicitation technique 66, 455, 459, 480–481
 - definition 714
 - photographs 455–462
 - contextual meaning 546, 548, 549
 - Disney theme parks 548
 - potentially misleading nature of 548
 - qualitative interviews 66, 479–481
 - research-generated 547
 - role in social research 546, 547
 - on websites 655
 - physical traces, unobtrusive methods 325
 - pie charts 337, 338
 - generating with SPSS for windows 363
 - pilot studies 263–264, 304
 - plagiarism 124–126
 - accusation of in *The Da Vinci Code* 125
 - copyright, and 126
 - detection software 124
 - institutional guidance 124
 - planning, project
 - following instructions 80
 - research area 81
 - supervisors 81
 - time and resource management 82–83, 85
 - politics, in social research 149–152
 - access issues 151
 - Becker-Gouldner debate 152
 - ESRC impact agenda, and 150–151
 - polysemy 559
 - population
 - definition 714
 - heterogeneity of 186
 - random sampling 196–197
 - sampling 187
 - positive relationship, variables
 - definition 714
 - positivism
 - definition 28, 168
 - embedded methods argument 629
 - epistemology 27–28
 - naturalism, and 49
 - qualitative research 381
 - postal questionnaires 331–332 *see also* self-completion questionnaires
 - definition 714
 - design 236
 - vs. online surveys 676–677
 - online surveys, and 672, 673
 - response rates 235–236
 - sampling 186
 - vs. self-completion questionnaires 232–233
 - theory, and 23
 - post-experimental enquiry 381
 - postmodernism
 - definition 382–383, 714
 - reflexivity 393–394
 - social research strategies 33
 - poststructural tales 463
 - post structuralism 21
 - pre-coded questions 210, 211
 - definition 714
 - predictive validity 171–172, 175
 - preference organization 526–527
 - preparing for research 92–93
 - preserving self, strategy of 26
 - pre-testing, interaction effects 54

primary data analysis 13–14
 privacy, invasion of 142–143
 online 679
 qualitative interviews 495
 probability sampling
 cluster sampling, multi-stage 193–195
 definition 187, 714
 qualitative research 416
 qualities 195–197
 quantitative research 176, 181,
 190–197, 416
 random numbers, generating 191–192
 sample size 197–198
 simple random sampling 190–191
 stratified random sampling 192–193
 student project 193
 systematic samples 191–192
 theoretical sampling, and 420
 types of sample 190–195, 201–204
 probing questions 223–224, 478
 procedural compliance 405
 process, emphasis on 402–403
 ProCite, software tool 122
 progressive coherence, literature 100
 projective techniques 714
 prompting questions 224–225
 using photographs 547
 proposal, research 92
 pseudonyms 667
 purposive sampling
 approaches 418
 criterion sampling approach 423
 definition 417, 714
 generic 420, 422–424
 non-probability sampling 417
 qualitative research 416
 and representativeness 428
 snowball sampling, and 427
 theoretical sampling, and 419, 422

Q

QSR NVivo, data analysis software
 applying nodes 601–603
 Boolean search 605
 coding 595–603, 601
 Coding Query dialog box 604
 coding stripes 602, 602–603
 description 714
 document viewer 596
 drag and drop 600
 Find Content dialog box 605
 importing documents into 595
 learning 593–607
 memos 606, 607
 nodes *see* nodes
 NUD*IST program, and 592
 opening a project 607
 opening screen 594
 output 606–607
 retrieving text from a node 603
 saving a project 607
 searching text 603–606
 specific text, searching for 605–606
 time and resource management 83
 Qualidata (archive resource
 centre) 586–587
 qualitative content analysis *see* content
 analysis
 qualitative data analysis
 analytical induction 566, 566–567
 basic operations 575–578
 coding 575–578
 fragments, turning data into 577
 general strategies 566–575
 grounded theory 567–575
 narrative analysis 582–586
 thematic analysis 578–581
 qualitative interviews *see also*
 semi-structured interviews;
 unstructured interviews
 advantages 494–496
 asking questions 476–479
 ethical issues 495
 feminist research 491–493
 flexibility requirement 473–474, 487
 interviewing for the first time 474–475
 vs. participant observation 494–496
 photographs 66, 479–481
 reconstruction of events 495
 sample size 425–426
 specific focus 496
 structured interviews, and 213, 470
 qualitative research 686–691
 abductive reasoning 380, 401, 709
 action research 393, 397, 709
 behaviour vs. meaning 620
 coding 248
 combating anecdotalism 624–625
 combining with quantitative research
 633–634 (*see also* mixed methods
 research)
 comparative design 407
 compared with quantitative
 research 407–410
 concepts 388–389, 408
 content analysis 35, 291, 305–306
 critique 405–406
 within cross-sectional design 48–49
 definition 116, 715
 dependability 390, 392
 emphasis on context 401–402
 ethical decision-making 148–149
 ethnography 383, 402–403
 feminism, and 410–412
 flexibility and limited
 structure 403–404
 focus groups *see* focus groups
 grounded theory, and 420
 hypotheses testing 615–616
 Internet, and 658
 interviewing in *see* interviews
 language *see* conversation analysis;
 discourse analysis
 leadership, narrative review of 110
 longitudinal research 65, 66
 natural science model 615–616
 non-intervention studies 104
 online focus groups 663–668
 online interaction studies 662–663
 online personal interviews 668–670
 overview of criteria 397–398
 participant observation *see* participant
 observation
 preoccupations of researchers 399–405
 process, emphasis on 402–403
 quality criteria 48–49, 380–381,
 390–393, 395–396
 quantification in 624–625
 quantitative approach to 623
 quasi-quantification in 621, 624
 question formulation 85, 385
 reliability 48–49, 389–390, 398–399
 replication 390, 405
 research questions 384–5
 respondent validation 391
 sampling strategies 418–428
 semi-structured interviews 38, 385,
 402
 sensitizing concepts 388
 steps 384, 384–387
 subjectivity issues 405
 themes 399–405
 theory and research 387–388
 thick description 392
 traditions 381–382
 transferability 390–392
 transparency, lack of 406
 triangulation 392
 unstructured interviews 402
 validity 48–49, 389–390
 writing up 688, 695–699
 qualitative/quantitative research
 contrasts 408
 artificial settings vs. natural
 settings 408
 behaviour vs. meaning 408
 generalization vs. contextual
 understanding 408
 macro vs. micro 408
 nature of qualitative research 381–382
 nature of quantitative research 160
 numbers vs. words 408
 relationships between researcher and
 participants 408
 social research strategies 19, 35–38
 static vs. process 408
 structured vs. unstructured 408
 theory and concepts 408
 qualitative/quantitative research
 similarities *see also* mixed methods
 research
 data reduction 409
 deliberate distortion, avoiding 409
 error, question of 410
 frequency 409
 research questions 409
 transparency, importance 410
 variation, concern with 409

- quality criteria, qualitative research
48–49, 380–381, 395–396
- quality issues 143–146
data collection, and 13
ethics, and 143–146
intervention studies 105
research appraisal criteria 13, 396
- quantification rhetoric 533–534
- quantitative data analysis 162, 330–352
bivariate 339–345
multivariate 345–346
research project, gym users
study 331–334
statistical significance 347–350
univariate 337–339
variable types 335, 336
- quantitative research
causality, and 116, 175–176
closed questions 251
coding 162, 247–248 *see also* coding
combining with qualitative research
633–634 (*see also* mixed
methods research)
compared with qualitative
research 407–410
concepts 163–168
constructionism, and 617–618
content analysis 165, 177–178, 290
critique 178–179
Cronbach's alpha 170, 174, 181
cross-sectional design 59, 60, 161
data analysis 162
definition 697, 715
factor analysis 180
generalization 176–177
hypotheses testing 621
longitudinal design 65
measurement 175
meta-analysis 105
non-intervention studies 104
operationalism 180
process 161
purposive sampling 417
qualitative approach to 622–623
replication 177
research questions 85
reverse operationism 180
sampling 181 *see also* sampling
Social Change and Economic Life
Initiative 162
social research criteria 48
steps 160–163, 161
structured interviews 38
themes 175–177
validity *see* validity
variables 116
writing up 692–695
- quasi-experiments 45, 56, 58, 715
- quasi-quantification 621, 624
- questionnaires
definition 715
design 236, 237–239
- email 670–671
postal *see* postal questionnaires
self-completion questionnaires *see*
self-completion questionnaires
web surveys 671–672
- questions, asking in interviews and
questionnaires 256
attitudes 253
beliefs 253
knowledge 253
about normative standards and
values 253
ambiguous questions 255
negatives, inclusion of 258
technical terms 258
where actually asking two
together 257–258
closed *see* closed questions
closed questions 249–252
coding *see* coding
coding schedules 248, 291
common errors 259–261
designing 255–259, 265
'don't know' option 259
existing, using 264
factual 253
feminism, influence on 40
filter 216, 219, 220
fixed choice 210, 211
focus groups 511–513
forced-choice 252, 259
formatting issues 261
help, obtaining 264, 265
informant factual 253
memory problems 258
negative format 258
open questions 246–249
open/open-ended *see* open questions
order of 220–223
personal, factual 253
piloting 263–264
pre-coded 210, 211
pre-testing 263–264
rules of thumb 254
specific rules 255–259
structured interviews 210, 219,
220–223
time frames 261
types 253
values 253
vignette 261–263
- questions, qualitative interviews
ending 479
formulating 476
life history method 490
recording and transcription 482–486
types 476–482
vignette 479
- questions, research *see* research
questions
- quota sampling 417
definition 715
non-probability sampling 203–204
- R**
- random assignment, experimental
design 51, 55, 715
- random digit dialling 215, 216
- random numbers, generating 191–192
- random sampling 416
cross-sectional design 45
generalizing to population 195–197
non-random sampling method 188
population 195–197
quantitative research 181
simple 190–191
stratified 192–193
- random walk process 145, 193
- randomized controlled trial (RCT) 51, 55,
715
- range, interval/ratio variables 363,
715
- rapport, structured interviews 218
- reactive effects
definition 715
ethnography, covert role 436
experimental design 54
official statistics 320–321
qualitative interviews 495–496
structured observation 281–282
- realism
critical 28, 29, 57
definition 715
empirical 29
epistemology 29, 33
ethnographic texts, and 462–463
experimental design 56, 57
natural science model 615, 616
qualitative research 396
visual ethnography 457–458
- realist tales 463
- reanalysis 315
- Recode into Different Variables
(SPSS) 360
- recontextualization 537
- recording interviews 482–486
focus groups 504–505
- record-keeping 93
- recursive life stories 490
- Reference Manager, software tool 122
- referencing systems
avoiding plagiarism 124
email alerts, using 115
footnotes 120
Harvard (author-date system) 120,
121–122
methods 120–122
numeric 120
writing up research 691
- reflexive life stories 490
- reflexivity 39
conversation analysis 523
definition 393–394, 715
life stories 490
visual ethnography 457–458
- relevance, social research criteria 49

- reliability
 - case study design 69
 - comparative research 74
 - cross-sectional design 59
 - definition 169, 715
 - external *see* external validity
 - internal *see* internal validity
 - inter-observer consistency 170
 - inter-rater consistency 398
 - longitudinal design 63
 - official statistics 322
 - qualitative research 48–49, 389–394, 399
 - quantitative research 168–170
 - research design 59
 - research strategy, and 48
 - social research criteria 48–49, 59
 - stability, and 168–169
 - structured observation 279–280
 - testing 180–181
 - validity, and 173
 - repetition, thematic analysis 580
 - replication
 - case study design 69
 - comparative design 74
 - cross-sectional design 59–60
 - definition 715
 - ethical issues 132
 - longitudinal design 63
 - qualitative research 390
 - quantitative research 177–178
 - research design 59–60
 - social research criteria 59–60
 - representative case study *see* exemplifying case
 - representative samples 11, 12, 187, 314, 427, 428
 - definition 715
 - representativeness, documents 544, 546
 - research design
 - case studies 66–72
 - comparative 72–74
 - concept 45
 - cross-sectional 58–63
 - definition 46, 715
 - experimental 50–58
 - longitudinal 63–66
 - research strategy, and 76–77
 - Research Ethics Committees (RECs) *see* ethics committees
 - Research Ethics Framework (REF) see Framework for Research Ethics (FRE)*
 - Research Governance Framework for Health and Social Care (RGF) 137, 144*
 - research methods
 - concept 45, 46
 - epistemology 618–619
 - nature of 19
 - ontology 618–619
 - 'politics of method' 151–152
 - practical considerations 39, 41
 - shaped by research questions 90, 91
 - sociological 152
 - writing up research 687
 - research preparation 92–93
 - research project, gym users
 - study 333–334
 - missing data 333
 - questionnaire 331–332
 - research proposal 92
 - research questions 14
 - appropriate to methods 410
 - content analysis 291–293
 - data collection, and 11–12
 - definition 9–10, 715
 - discourse analysis 529
 - established theory, and 90
 - ethnography 449
 - evaluation criteria 90
 - finding relevant websites 655
 - formulating 85–91, 112–113
 - formulation 11
 - importance of 10–11
 - links with theory 385
 - literature review, and 8, 11, 88, 99, 112–113
 - Marx's sources 86
 - mixed methods research 638–639, 640
 - nature of 89
 - new developments in society 88
 - personal interests, and 7, 85, 88
 - puzzles, and 88
 - qualitative research 385
 - qualitative vs. quantitative research similarities 409
 - quantitative research 85
 - research methods, and 91
 - revising and developing 11
 - sampling approaches, and 416, 422
 - social problems, and 88
 - sources 86
 - steps in selecting 87
 - theoretical justification for 90
 - theory, and 86–87, 88, 90
 - tight specification, qualitative research 386
 - writing up research 685, 687, 689–90
 - research strategy 715 *see also* social research
 - concepts and definitions 45
 - criteria 48–49
 - cross-sectional design, and 62–63
 - epistemology 27–32
 - mixed methods research 37–38
 - ontology 32–35
 - qualitative vs. quantitative 35–37, 36
 - research designs, and 76–77
 - social research criteria, and 48–49
 - theory and research 21–27
 - researched life stories 490
 - resource management 83–85, 93
 - respondent validation 391, 715
 - response bias 227–228
 - response rates
 - improvement methods 200, 236
 - online focus groups 665–666
 - online surveys 674–676, 679
 - postal questionnaires 236
 - sampling 187, 199–200
 - self-completion
 - questionnaires 235–236
 - telephone interviews 215
 - response sets 715
 - Likert scales 239
 - reactive effect 282
 - structured interviewing 209, 227
 - results analysis 93
 - retrieved data, unobtrusive methods 326
 - retroduction 29, 715
 - retrospective interviews 485
 - revelatory case study 70
 - reverse operationism 180
 - rhetoric 684
 - rhetorical analysis 293, 522, 533–534, 535
 - definition 715
 - websites 654–655
 - role selection, reactive effect 281
- S**
- safety factors 93–94, 136, 147
 - Sage, journal database 115
 - sample size 197–198, 425–427
 - samples and sampling
 - sampling 11, 416, 634 *see also* sample size; sampling bias; sampling error; sampling frames
 - ad libitum* sampling 278, 279
 - analysis 201
 - basic terms and concepts 187
 - behaviour sampling 279
 - case study design 12, 417
 - cases 11–12, 14
 - content analysis 293–294
 - context 417, 420, 427
 - convenience sampling 201–202
 - cross-sectional design 60
 - dates 293–294
 - definition 715
 - documents 427
 - focal sampling 279
 - generalization, limits to 205
 - heterogeneity of population 200
 - Internet research 655, 673–676
 - iterative strategy 418, 420
 - levels 417
 - media, sampling 293
 - meta-analysis 106
 - mixed methods research 638, 644–645
 - non-probability sampling *see* non-probability sampling
 - non-response 187, 199–200
 - non-sampling error 187, 205
 - opportunistic sampling 225
 - people 277–278

- population sample 187
- postal questionnaires 186
- probability sampling *see* probability sampling
- purposive sampling *see* purposive sampling
- representative samples 187, 314, 427
- response rate 199–200
- scan sampling 279
- snowball sampling 63, 424–425
- statistical inference 347–348
- statistical significance 347–348
- strategy 93
- structured observation 277–279
- survey research 12, 673–676
- systematic samples 191–192
- theoretical sampling 203, 417–422
- time and cost considerations 198
- time frames 427
- time sampling 277, 278
- using more than one
 - approach 427–428
- sampling bias 187, 188
- sampling error 106, 188–190, 189, 190, 195
 - non-response 713
 - non-sampling error 187, 205
 - quantitative data analysis 347
 - sampling related error 205
- sampling frames 187, 188, 278
 - case study design 417
 - Internet research 673–674
 - probability sampling 416
- saturation, theoretical *see* theoretical saturation
- scale 715–716
- scan sampling 279, 716
- scatter diagrams 372
 - bivariate analysis 343, 343–344
 - generating with SPSS for
 - Windows 368, 371, 372, 372
- scientific statements, normative
 - statements distinguished 28
- Scopus (research literature database) 114, 115, 122
- Scottish neighbourhoods, multiple case study 74
- search engines 655
- secondary data analysis 13–14
 - advantages 312–315
 - British Household Panel Survey (BHPS) 313
 - British Social Attitudes Survey (BSA) 313
 - computer assisted interviewing, and 216
 - cross-cultural analysis 314–315
 - data sets suitable for 313, 319–320
 - definition 312, 716
 - General Household Survey (GHS) 313
 - household example 314
 - limitations 315–316
 - longitudinal analysis 313–314
 - official statistics 320–326
 - other researchers' data 312–320
 - reanalysis 315
 - research designs 73
 - social research strategies 25
 - subgroup analysis 314
 - UK Data Archive 312, 316, 316–318
- selection, and external validity 54
- selection, and internal validity 53
- selective coding 569
- self, notion of 31
- self-administered questionnaires *see* self-completion questionnaires
- self-completion questionnaires *see also* postal questionnaires
 - additional data, inability to collect 235
 - administration 233
 - advantages 233–234
 - anonymity 234–235
 - closed questions 232, 237–238, 239
 - completeness 637
 - convenience 234
 - definition 716
 - design 237–239
 - diary as form of 239–241 *see also* diary
 - disadvantages 234–235
 - Harmonized European Time Use Studies (HETUS) project 242
 - inappropriate for certain respondents 235
 - instructions, clarity 239
 - interviewer effects 218–219
 - Likert scale *see* Likert scale
 - mixed methods research 37
 - monetary incentives 236
 - vs. postal questionnaires 232–233
 - presentation 237
 - qualitative research 404
 - questions and answers, keeping together 239
 - response rates 235–236
 - social research strategy 46
 - vs. structured interview 233–235
 - survey research 184
 - Tailored Design Method (TDM) 236
 - vertical or horizontal closed answers 237–238
- semiotics
 - content analysis 291
 - definition 716
 - interpreting documents 559–560
- semi-structured interviews
 - computer-assisted qualitative data analysis software (CAQDAS), and 607
 - content analysis 290
 - data collection 12
 - definition 212, 716
 - ethnography 446
 - feminist research 492
 - flexibility 472
 - probing questions 477
 - qualitative interviews 471
 - qualitative research 38, 385, 402
 - research designs 62
 - social research strategies 21, 41
 - specifying questions 478
 - transcripts 290, 481, 485
 - writing up results 689
- sensitizing concept 388, 716
- sequential sampling 417, 422
- setting, interaction with 54
- show cards 224–225
- signs, semiotics 559, 716
- simple observation 273, 325, 716
- simple random sample 190–191
- Simple Scatterplot (SPSS) 371
- situation ethics 133
- Skype 669
- snowball sampling 63, 202–203, 418, 424–425, 427–428
 - definition 716
- Social and Community Planning Research (SCPR) 226
- social behaviour *see also* structured observation
 - accurate reporting of, meaning and omission problems 271
 - observing 272–275
 - stated and actual, gap between 271
 - strategies for observing 276–277
 - survey research problems 270–271
- social capital, concept 21
- Social Change and Economic Life Initiative (SCELI) 74, 162, 241
- social desirability bias 227–228
 - definition 716
 - self-completion questionnaires 233–234
 - survey research, problems with use 271
- social policy research 6, 7
 - purposive sampling 422–423
- social research
 - context 5–7
 - definition 4
 - feminist influence on 40–41
 - implications for practice 7
 - influences on 5, 39, 39–41
 - 'messiness' of research 417
 - ontological approach 6
 - politics in 149–152
 - ESRC impact agenda 150–151
 - funding 7
 - process 8, 14
 - relationship with theory 5
 - researcher training and values 7
 - scientific approach 6
 - user involvement 6, 7
 - values, and 39–40
 - writing up 14, 14–15, 684–705
- Social Research Association, code of ethics 130
- social research criteria
 - confirmability 49
 - credibility 49
 - dependability 49

- social research criteria (*cont.*)
 - naturalism 49
 - relevance 49
 - reliability 48–49, 59
 - replication 59–60
 - research strategy, and 48–49
 - transferability 49, 390, 392
 - trustworthiness 45, 49, 390–3
 - validity 48–49, 60–61 *see also* validity
- social research strategies
 - epistemology 27–32
 - methods 19
 - ontology 6, 32–35
 - quantitative and qualitative research 35–38
 - theory and research 20–27
- social research, writing up *see* writing up
 - social research
- social science 5, 7
- Social Sciences Citation Index 103, 110, 113–114, 122
- social surveys *see also* survey research
 - Likert scales 166
- Sociological Review* 114
- sociology, research methods 152
- software, bibliographic 122
- Spearman's rho
 - bivariate analysis 344
 - correlation and statistical significance 350
 - definition 716
 - generating with SPSS for windows 368
- specifying questions 478
- split-half method 170
- SPSS for Windows *see also* CAQDAS
 - computer-assisted qualitative data analysis software
 - arithmetic mean 363
 - bar charts 363
 - basic operations 354–355
 - beginning 355–356
 - Chart Editor 365
 - chi-square 366–367, 369
 - comparing means and *eta* 372
 - compute procedure 355
 - computing new variables 359, 361
 - contingency tables 366–367, 369
 - Cramér's *V* 366–367
 - data analysis with 361–373
 - Data Editor 354
 - Data Viewer 354, 357
 - definition 716
 - frequency table 361–363, 362
 - Graphs 355
 - histograms 363
 - market leader 592
 - median 363
 - Missing Values 355, 359, 370
 - Output Viewer 355
 - Pearson's *r* 368
 - pie charts 363
 - printing output 374
 - Recode procedure 355
 - range 363
 - recoding variables 359, 360
 - retrieving data 374
 - saving data 373–374
 - scatter diagrams 368, 371, 372, 372
 - Spearman's rho 368
 - standard deviation 363, 365
 - time and resource management 83
 - Value Label 355
 - Variable Label 355, 369
 - spurious relationship, variables 341, 345, 345
 - definition 716
 - stability, and reliability 168–169
 - standard deviation 339
 - definition 716
 - dispersion method 339
 - generating with SPSS for windows 363
 - standard error of the mean
 - definition 716
 - sampling 196–197
 - statistical significance 347
 - standardized interviews *see* structured interviews
 - Statement of Ethical Practice* (BSA) 135, 136, 139
 - statistical inference *see* statistical significance
 - Statistical Package for the Social Sciences *see* SPSS for Windows
 - statistical significance
 - acceptable level of 348
 - chi-square test 348–349
 - correlation coefficient, and 349–350
 - definition 716
 - errors 348, 349
 - means, and 350
 - test of, definition 347
 - stigma, notion of 23, 24
 - stratified purpose sampling 418
 - stratified random sampling 192, 192–193, 716
 - structuration theory 21
 - structured interview schedules
 - importance of knowing 217
 - research design 46
 - Social Change and Economic Life Initiative (SCELI) 162
 - survey research 184
 - structured interviews *see also* structured interview schedules
 - acquiescence 227
 - answers, recording 219
 - computer-assisted interviewing *see* computer-assisted interviewing
 - conducting 217–225
 - contexts 213–217
 - data collection 12
 - data processing 211–212
 - definition 210, 716
 - ending the interview 225
 - feminist critique 228–229
 - filter questions 216, 219, 220
 - flash cards 224–225
 - identity cards 222
 - instructions, clarity of 219–220
 - interviewer characteristics 227
 - interviewer variability, reducing errors due to 210–211, 211
 - introducing research 217–218
 - multiple participants 213–214, 226
 - online surveys, and 672
 - order of questions 220–223
 - probing 223–224
 - 'problem of meaning' 228
 - problems 227–229
 - prompting 224–225
 - qualitative interviews, and 213, 470
 - quantitative research, and 38
 - questions 210, 219, 220–223
 - rapport 218
 - response bias 227–228
 - response sets 209, 227
 - show cards 224–225
 - social desirability effect 227–228
 - structured observation, and 270
 - survey, need for structure in 225
 - survey research, common error sources 210
 - telephone vs. face-to-face 214
 - theoretical sampling 421
 - training/supervision 225–226
 - types 212
 - using photographs 547
 - structured observation
 - Cohen's kappa 280
 - continuous recording 277
 - criticisms 283–284
 - cross-sectional design 59
 - definition 272, 716
 - English schools, in 275
 - field stimulations 276, 282–283
 - jobs 276
 - ORACLE research 277, 278, 280, 284
 - quantitative research 162
 - reactive effects 281–282
 - reliability 279–280
 - shoplifting study 279
 - strategies 276–277
 - structured interviews, and 270
 - types of research 257
 - uses 272
 - validity 280–281
 - structuring questions 478
 - student research, systematic review in 108
 - subgroup analysis 314
 - substantive theory 570
 - subtle realism 396
 - successionism 74
 - supervisors 81–82, 91
 - surface acting 23
 - Survey Monkey, website 671
 - survey research *see also* social surveys; structured observation; surveys
 - administration methods 186, 672–673
 - behaviour observation 270–271

- comparison of methods 677–678
 - computer-assisted interviewing, and 216–217
 - definition 59, 60, 716
 - errors in 205–206, 210
 - interview structure 225
 - interviews 186, 209
 - online surveys 651, 217, 651, 658, 670–679
 - question bank (UKDA) 264
 - research instruments 184
 - sampling 12
 - steps 185
 - telephone interviewing 214, 216–217
 - surveys *see also* survey research
 - definition of ‘survey’ 59
 - informed consent 148
 - longitudinal research 65
 - online *see* online surveys
 - qualitative interviews, and 648
 - symbolic interactionism 21, 31, 33, 504
 - definition 717
 - synchronous online interview
 - definition 717
 - synthesized coherence, literature 100
 - systematic observation *see* structured observation
 - systematic review *see also* literature review; narrative reviews
 - definition 102, 717
 - education, research in 109–110
 - experiments 109
 - external validity, and 109
 - internal validity, and 109
 - intervention and non-intervention studies 104
 - limitations 102–103
 - meta-analysis 102, 106
 - meta-ethnography 102, 107
 - narrative review, incorporating into 111–112
 - paradigm debate 650
 - purpose, defining 102–103
 - steps 103, 105
 - student research 108
 - subjectivity issues 109
 - systematic samples 191–192, 717
- T**
- tactical authenticity 393
 - TDM (Tailored Design Method)
 - self-completion questionnaires 236
 - Tailored Design Method (TDM) 236
 - telephone interviewing 186, 488
 - computer-assisted interviewing 216–217
 - vs. face-to-face interviews 214, 488
 - mobile phones vs. landlines 216–217
 - structured interviews 214–215
 - vs. web surveys 675
 - testing, and internal validity 52
 - test-retest method, stability 168–169
 - thematic analysis 13, 578–581
 - combining with memos 581
 - content analysis 296, 297–298, 557–559
 - definition 717
 - Framework approach 579
 - interview transcription 624
 - online discussion postings 657
 - quantification 624
 - transcribing interviews 581
 - theoretical generalization 71, 406, 426
 - theoretical sampling 203, 417–422, 418, 568
 - definition 717
 - purposive sampling, and 419, 422
 - steps 420
 - theoretical saturation
 - definition 421, 717
 - focus groups 505
 - grounded theory 568
 - sample size, and 425–427
 - theoretical sampling 418, 420
 - using online data sources 670
 - theory and research
 - background literature as theory 23
 - emotional labour 23
 - empiricism 23
 - feminism, influence on research questions 40
 - grand theory 21–22
 - grounded theory 387, 570 *see also* grounded theory
 - middle range theories 21, 22
 - qualitative research 387–388
 - questions 86–87, 90
 - relationship between, in positivism 27–28
 - theses 691
 - thick description, qualitative research 392, 717
 - time management 82–85
 - access to organizations 82, 83, 85, 93, 145
 - ethical clearance 148
 - sampling 198
 - setting targets 83, 85
 - timetables 82, 84, 85
 - transcribing interviews 93
 - writing and analysis 84–85
 - time sampling 277, 278, 717
 - time use surveys 241, 242
 - Timescapes project 66, 480
 - timetable, devising 84, 85
 - training, researcher 7
 - transgression, ethics 131, 134, 143, 495
 - transcription 482–486
 - advantage of transcribing own interviews 486
 - conversation analysis 525
 - definition 717
 - focus groups 504–505
 - online interviews 666–667
 - semi-structured interviews 290, 481
 - thematic analysis 581, 624
 - time considerations 93
 - unstructured interviews 290
 - transferability 49, 390–392
 - transparency 304, 305, 406, 410
 - treatment group, experimental design 51
 - tree nodes (QSR NVivo, software) 597
 - triangulation
 - definition 717
 - mixed methods research 392, 633, 635–636, 638
 - qualitative research 392
 - trustworthiness
 - definition 717
 - qualitative research 390–393
 - research designs 45, 49
 - Turnitin, anti-plagiarism software 124
 - turn-taking 525–526, 717
 - typical case sampling 418
 - typical case study *see* exemplifying case

U

 - UK Data Archive 312, 316–318, 320
 - Question Bank 264
 - Understanding Society Survey *see* British Household Panel Survey (BHPS)
 - units of analysis, content
 - analysis 295–298, 303–304
 - univariate analysis
 - central tendency measures 338–339
 - definition 717
 - diagrams 337–338
 - dispersion measures 339
 - frequency tables 337
 - universalism, and ethics 133
 - unobtrusive methods 392
 - content analysis 304
 - data 325–326
 - definition 717
 - unstructured interviews
 - content analysis 290
 - definition 471, 717
 - qualitative research 402
 - research designs 62
 - structured interviews, and 212
 - transcripts 290
 - unstructured observation 273
 - user involvement 6

V

 - validity
 - case study design 69–70
 - comparative research 74
 - concurrent *see* concurrent validity
 - construct 171, 172
 - convergent 171, 172–173
 - cross-sectional design 60–61
 - definition 171–173, 717
 - ecological 45, 48
 - experimental design 51–52

validity (*cont.*)
 external *see* external validity
 face 53, 171
 internal *see* internal validity
 longitudinal design 63
 measurement 45, 47, 170–171
 official statistics 322–323
 predictive *see* predictive validity
 qualitative research 389–390
 reliability, and 173
 social research criteria 60–61
 structured observation 280–281
 systematic review 109
 testing 180–181
 Value Labels (SPSS) 358
 values 7, 19, 39–41, 253
 Variable Viewer (SPSS) 358
 variables 635 *see also* dependent
 variables; independent variables;
 interval/ratio variables
 coding 162, 298
 confounding 345
 defining in SPSS for Windows
 357–361
 definition 48
 independent 341
 interval/ratio 345
 intervening 345–346
 meta-analysis 106
 multivariate analysis 345–346
 non-manipulable 61–62
 quantitative data analysis 335–336,
 336
 relationships between 341, 638,
 641–642, 715
 research design 46
 secondary analysis 314
 spurious relationship 341
 types 335–336, 336
 univariate analysis 337–339
 verbatim quotations 485, 697
Verstehen 29–31, 399, 560
 vignette questions 261–263, 479
 virtual documents 554, 654

virtual ethnography 661 *see also* online
 ethnography
 visual ethnography 479–481
 copyright and photographs 461–462
 Disneyization, researching 456–457
 ethical issues 462
 photo-elicitation technique 455, 459
 photographs 454–462
 realist and reflexive
 approaches 457–458
 research ethics 149
 rise of 455–462
 stances 458
 Visual Sociology Group 462

W

web logs *see* blogs
 web surveys 234, 671–672, 672 *see also*
 online surveys
 definition 717
 progress indicator 675
 vs. telephone interviews 675
 web-based research 658
 webcams 669
 websites *see also* Internet
 content analysis 654–658
 quantitative 656
 critical evaluation 115, 116, 656
 discourse analysis 655
 ephemeral nature of 655
 images 655
 referencing conventions 656
 search strategies 116, 655
 Wikipedia 116
 words *see also* keywords
 content analysis 295–297
 vs. numbers 408, 621
 Wordsmith, software 296
 Work Attitudes/Histories Survey 162
 Workplace Employment Relations Survey
 (WERS) 320
 Workplace Ethnography Project 305–306
 writing ethnography 462–464

writing up research 686–691
 abstract 686
 acknowledgements 686
 appendices 691
 argument 687–688
 conclusion 690, 694, 698–699
 contents list 686
 data 693–694
 discretion as to content 689
 discussion 690, 702–703
 dissertation 691
 feedback, obtaining 686
 focus groups 702
 introduction 686–687, 693, 695–696,
 700, 701–702
 lessons 694–695, 699
 literature review 687
 measurement 694
 mixed methods research 699–703
 non-disablist language 686
 non-racist language 686
 non-sexist language 686
 persuasive arguments 685–686
 qualitative research 695–699
 quantitative research 692–695
 questionnaire surveys 702
 research methods 687, 700–701,
 702
 research questions 685, 687, 689–90
 results 689, 694, 702
 role of the argument 687, 688
 starting early 685
 structuring of writing 686–691,
 692–694, 695–699
 study locations 702
 theory 693
 thesis, structure 691
 time management 685
 title page 686
 writer's block 703

Z

Zetoc alerts 115, 117