


دانشکده مهندسی پزشکی



دانشگاه صنعتی امیرکبیر

(پلی تکنیک تهران)

Article Writing

By:

Fereshteh Lagzi

Motahareh Moghtadaei

Nafiseh Erfanian Saeedi


Sara Ranjbar

Introduction



**Pushing back
the frontiers
of science**

**Research
Purpose**



**Spreading
abroad**

Introduction

First Journals published in 1665 :

Journal des sçavans

*Philosophical Transactions of the Royal
Society*

1665

Presentation Agenda

- ❑ Principles of writing
- ❑ Types of Articles
- ❑ General Structure of a Research Paper
- ❑ Writing for a Journal in Biomedical Engineering
- ❑ Submission

Principles of Writing



Principles of Writing

- Unity
- Coherence
- Support
- Effective Paragraphs
- Word choice

Unity

If you
advance a
single point
and stick to
that point,



You will
have *unity*
in your
paper.

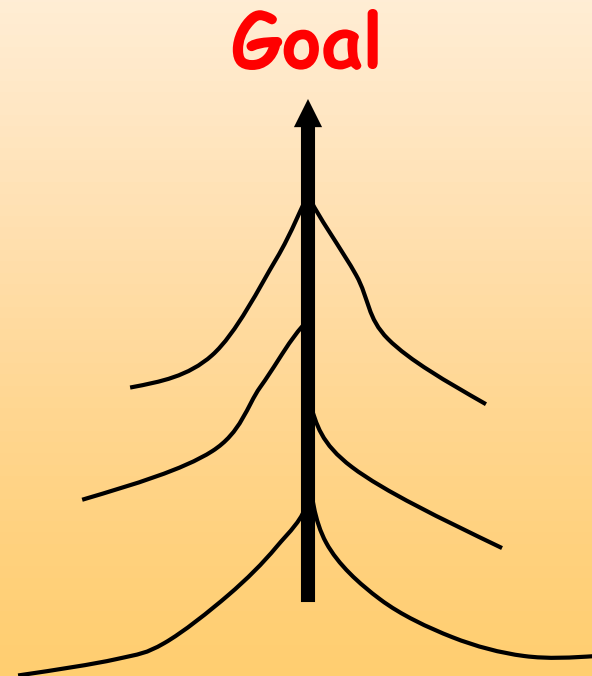

Unity

To achieve unity is to have all the details in your paper related to your thesis.





Unity

To achieve unity is to have all the details in your paper related to your thesis.



Unity

Unity is
important in:



paragraph level

A paragraph is unified when all of its sentences work towards the same end.

paper level

An essay is unified when all of the paragraphs illustrate, clarify, explain, support and/or address the idea expressed in the essay's thesis statement.

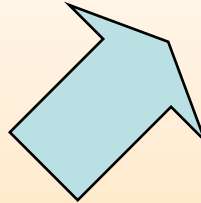
Coherence

Isaac Watts:


“It was a saying of the ancients,
‘Truth lies in a well;’ and to carry on
this metaphor, we may justly say that
logic does supply us with steps,
whereby we may go down to reach the
water.”

Coherence

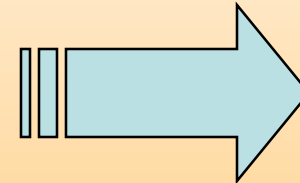
If we are writing to entertain



readers may just give up if they find our writing hard to follow



our message may be lost



they may have no choice but to struggle for comprehension



Coherence



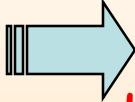
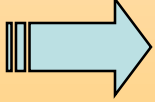
A Key Question is:

**does what we've written
approach the subject in a
logical way?**

The parts must be logically connected


Coherence

Common mistakes:

- trying to force pieces together  ***confusion***
e.g: "The women loved to cook, and there were three of them."
- no relationship exists between two parts of a sentence  ***confusion***
e.g: "The women loved to cook, and the sky was very dark that day."

Coherence

**methods
can be
used to
organize
our
writing**



- chronological order
- problem and solution
- cause and effect
- topical arrangement

Support

If you support the point with specific evidence,



You will have support in your paper.

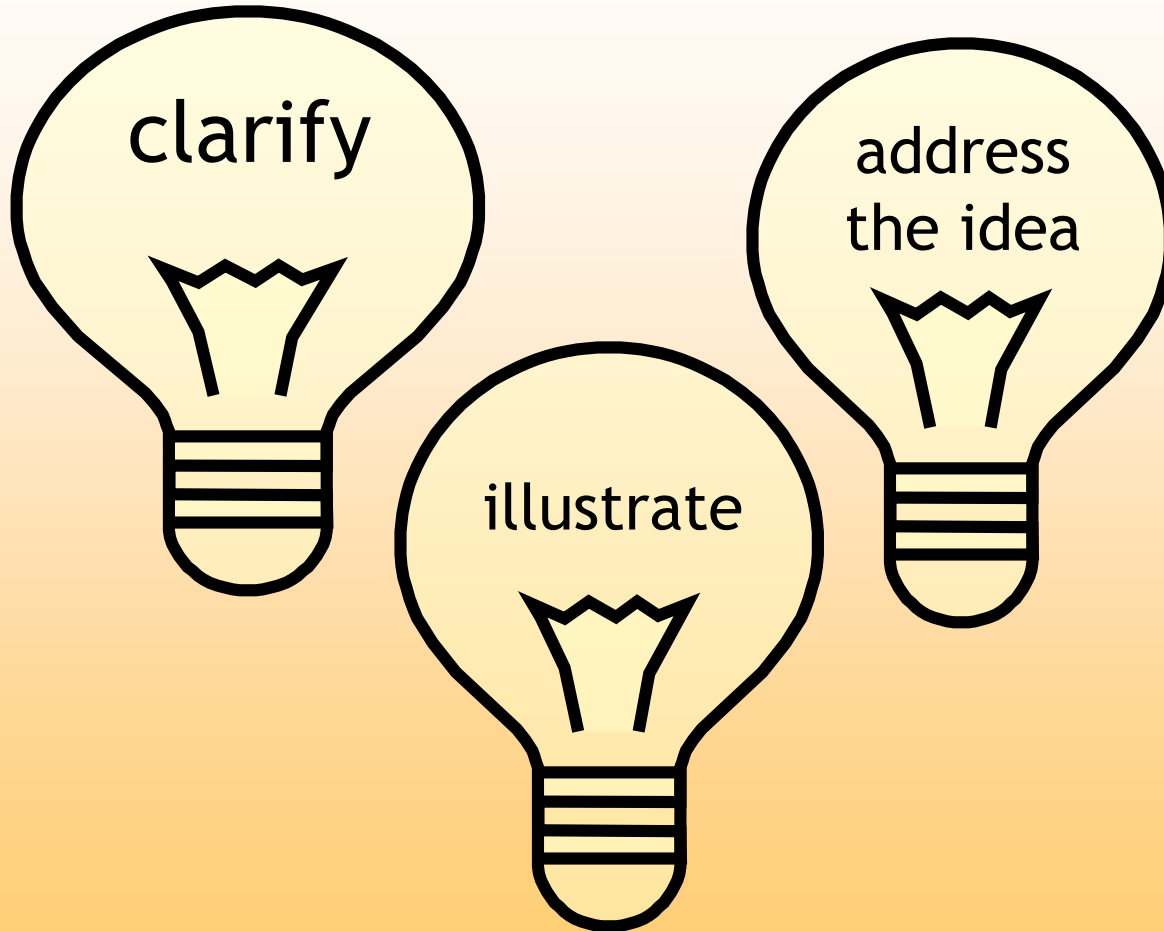
Support





Support



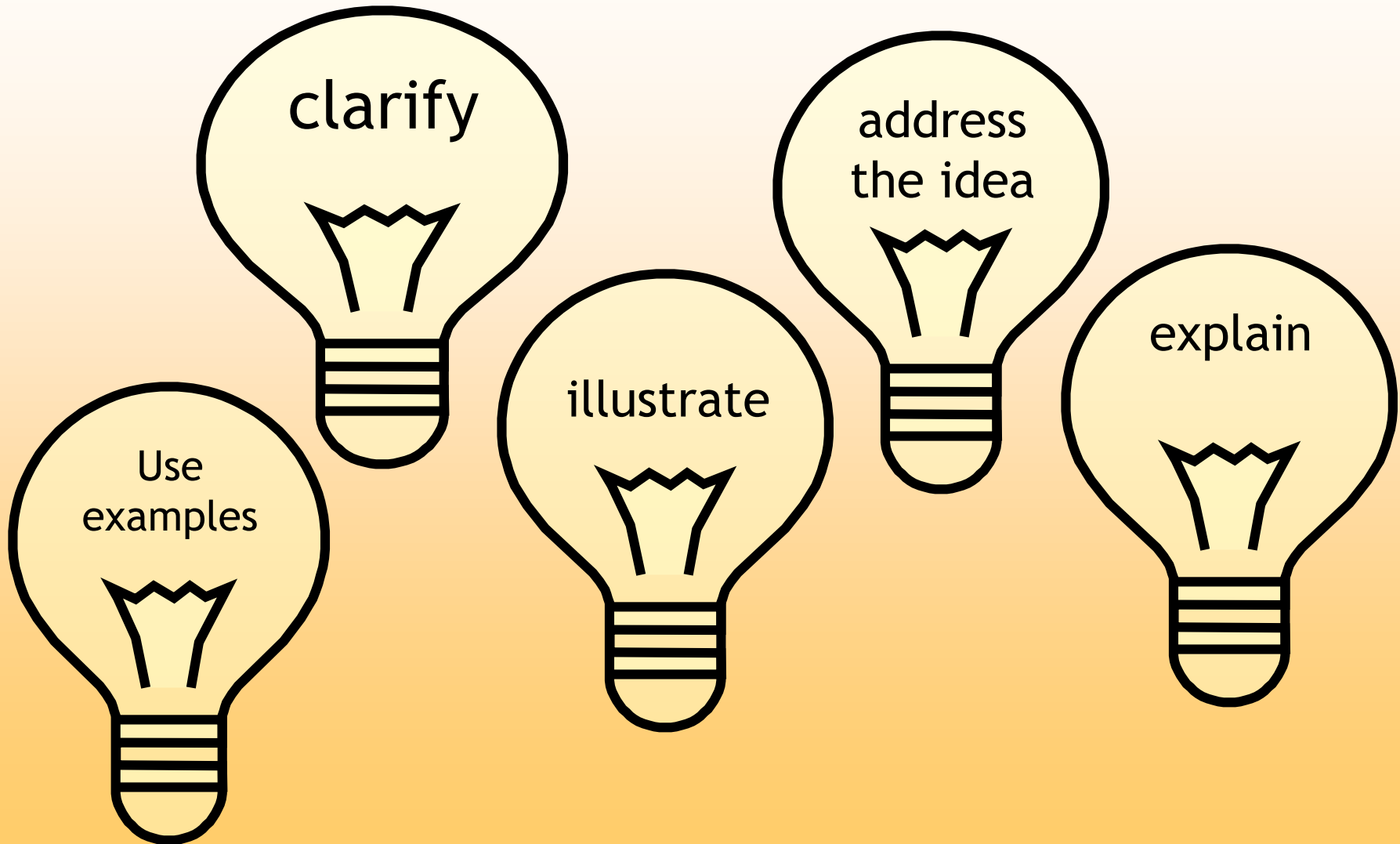
Support



Support




Support



Support

Your paper
should
include
vivid details



Consider
your
audience

Effective Paragraphs

1. A topic sentence

A main idea is expressed, often as a generalisation

2. An explanatory sentence

The meaning of the generalisation is elaborated on and explained

3. An illustration

The application of the generalisation is shown by example

4. A conclusion

This rounds off the points made in the paragraph and lead into the following paragraph

Word choice

Rudyard Kipling:

“Words are, of course,
the most **powerful** drug
used by mankind.”



Joseph Joubert:

“Words, like glass, obscure
when
they do not **aid** vision.”



Word choice

Word choice involves several considerations:

1. Grammar
2. Simplicity & Variety
3. expressions with double meanings
4. sentence length

Types of Articles



Types of Articles

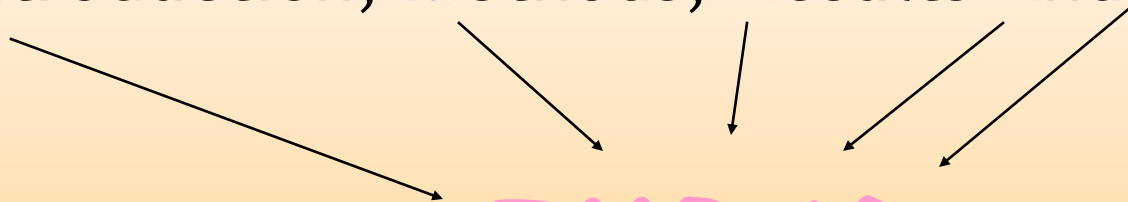
1- general **IMRAD** scheme

2- Types of Articles

3- Research Poster

general IMRAD scheme

Introduction, Methods, Results And Discussion



IMRAD

recommended by the *International
Committee of Medical Journal Editors*

(ICMJE)

1978

general IMRAD scheme

Abstract: a one-to-four-paragraph summary of the paper.

Introduction: describes the background for the research

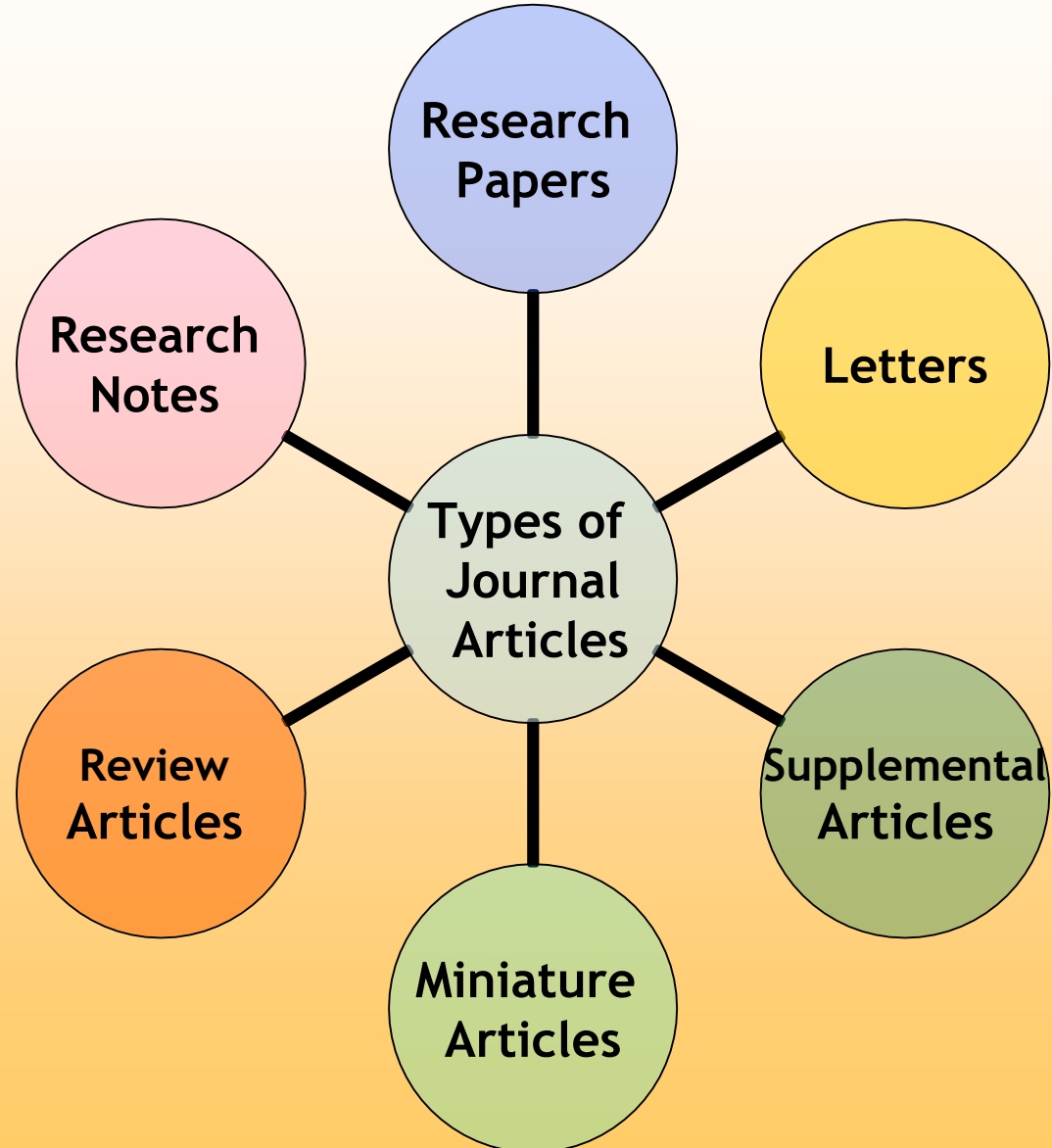
Materials and methods: provides specific details

Results: describes the outcome

Discussion: describes implications of the research

Conclusion: places the research in context and describes avenues for further exploration.

Types of Articles



Letters

- **Letters** (also called *communications*, and
- not to be confused with *letters to the*
- *editor*) are **short descriptions** of
- important current research findings
- which are usually fast-tracked for
- immediate publication because they are
- considered urgent.

Letters

communications include:

Abstract,
Introduction
Main body,
Conclusion,
References.



Supplemental Articles

Supplemental articles contain a large

- volume of **tabular data** that is the result
- of current research and may be dozens or
- hundreds of pages with mostly **numerical data**.
- Some journals now only publish this
- data electronically on the internet.



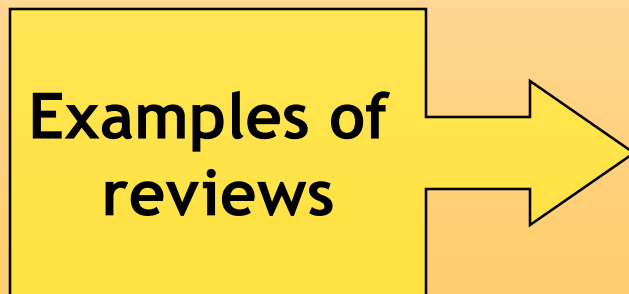
Miniature Articles

The concise article format (limited to four journal pages including references and figures) permits the editorial board to process papers **rapidly** and enables the reader to learn about new results and developments **efficiently**.



Review Articles

- Review articles do not cover original
- research but rather **accumulate** the
- results of many different *articles* on a
- particular topic into a coherent narrative
- about the state of the art in that field.



'Nature Reviews'

'Critical Review in
Biomedical Engineering'

Review Articles

Review articles include:

Abstract

Introduction,

Main body,

references.



Acrobat Document

Research notes

- **Research notes** are short descriptions of
- current research findings which are
- considered **less urgent or important** than
- *Letters*.



Research Papers

- Articles** are usually between five and
- twenty pages and are a complete
 - descriptions of **current original research**
 - finding, but there are considerable
 - variations between scientific fields and
 - journals



Research Poster



Research Poster

- ❖ Posters are typically shown during conferences, either as a **complement** to a talk or scientific paper, or as a publication.
- ❖ They can be a **good introduction** to a new piece of research before the paper is published.
- ❖ Poster presentations are often **not peer-reviewed**, but can instead be submitted, meaning that as many as can fit will be accepted.



Writing the manuscript



The hardest
part is
getting started

**You don't have to be great
to start,
but you have to start
to be great.**

Get going!

General Structure

Title

Abstract

Introduction

Methods

Results


Discussion

Acknowledgements

References

Write in what order?

Title
Abstract
Introduction
Methods
Results
Discussion
Acknowledgements
References



Methods and materials

- Demonstrates the reliability of results.
- Best to begin writing when experiments still in progress.
- Should be detailed enough so results can be repeated by others.
- Include animal/human use approval information.
- Make adequate reference to accepted methods and identify differences.
- If any of your methods is fully described in a previous publication cite that.
- Mathematical equations and statistical tests are considered mathematical methods . (last paragraph)

Methods and materials

- Do not mention unnecessary details.

it is unnecessary to write:

“We poured N-free fertilizer solution into a graduated cylinder until the bottom of the meniscus was at the 30 ml line. We poured the fertilizer onto the top of the soil in a pot and then repeated this procedure 24 times.”

Rather, you would assume that the scientist knows how to measure and add liquids to pots and write:

“We added 30 ml of N-free fertilizer to each of 24 pots.”

Methods and materials

- Explain why each procedure was done

Difficult to understand:

First, I removed the frog muscle and then I poured Ringer's solution on it. Next, I attached it to the kymograph.

Improved:

I removed the frog muscle and poured Ringer's solution on it to prevent it from drying out. I then attached the muscle to the kymograph in order to determine the minimum voltage required for contraction.

Methods and materials

Subsections:

1. participants
2. apparatus (or materials)
3. procedure

Participants

- Should be adequately described and should be representative.
- The importance:
 - assessing the results
 - generalizing the findings
 - making comparisons in replications
 - literature reviews
 - secondary data analysis.

Participants

- Major demographic characteristics should be reported:
 - sex and age
 - racial and ethnic designation
 - national origin
 - level of education
 - health status
 - language use

Apparatus

- The function of the apparatus or materials used in the experiment
- equipment obtained from a commercial supplier:
 - The model number of the equipment
 - The supplier's name and location
- Complex or custom-made equipment:
 - Drawing
 - Photograph

Procedure

- Summarize:
 - Instructions to the participants
 - Formation of the groups
 - Specific experimental manipulations
- Describe:
 - control features in the design

Methods and materials

Some examples of the titles of methods section:

“2. Model Development; 2.1 Draft Model for Emergent Vegetation, 2.2 Turbulence Intensity within Emergent Vegetation, 2.3 Diffusion within Emergent Vegetation. 3. Methods; 3.1 Laboratory Experiments, 3.2 Field Experiments.” (Nepf 1999).

“Gravitational Convection; The main assumptions.” (Morton et al. 1956).

“2. Classification of 2-D coherent structures in shallow flows. 3. Methods of investigation.” (Jirka 2001).

“2. Theory of Vortex Ring Formation” (Linden & Turner 2004).

“2. Theory; 2.1. Conservation laws and variational principle, 2.2. Flat topography or circular seamount, 2.3. Irregular seamount, 2.4. Comparison with the theory of Carnevale & Frederiksen.” (Nycander & Lacasce 2004).

Methods and materials (a good example)

To collect data on the treatments, we measured the growth and color of each plant weekly during the five-week experimental period. Measurements were taken at the middle to end of each week. After the growing period, the plants were harvested. Each pot was harvested separately, the plants carefully removed as a group and the root ball washed to remove all vermiculite particles. The plants were then dried to eliminate excess water, and a wet weight of shoot and root were taken for each pot. The data were averaged by pot, treatment and week and the weekly treatment means were analyzed using a t-test comparison in Excel Spreadsheet to determine if any significant data was collected. Data significance would be determined by demonstrating a difference in the effect of varying *Rhizobium* concentration on plant growth and mass.

Results

- Briefly repeating protocols can be effective
- Present the results of the experiment but not interpret their meaning.
- Do not over discuss results.
- It is not necessary to describe every step of your statistical analyses.

e.g.: Just say something like:

"Honeybees did not use the flowers in proportion to their availability ($\chi^2 = 7.9$, $p < 0.05$, d.f. = 4, chi-square test)."

Results

- Present main findings referring to tables/figures.

Example:

- Incorrect: The results are given in Figure 1.
- Correct: Temperature was directly proportional to metabolic rate (Fig. 1).

Results

"Nitrogen fertilizer significantly increased soy bean total biomass ($p=0.05$) regardless of the presence or absence of *Rhizobium* (Table 1)."

The sentence above is well written because:

- The result of adding nitrogen is stated concisely
- The word *significantly* is accompanied by the statistical probability level ($p=0.05$)
- The scientific name *Rhizobium* is italicized
- The reader is referred to a table where the data to support the statement can be found.

Tables and Figures

- Straight forward and concise
- Do not include the same data in both a table and a figure
- Present the data in a table unless there is visual information that can be gained by using a figure.
- A figure is useful for reporting:
 - a regression analysis (line graph),
 - comparing the several treatment levels (bar graph with error bars).
- Avoid using figures that show too many variables or trends at once.

Tables and Figures

- A table's legend appears above it.
- A figure's legend appears below it.
- Describe how the data were manipulated in a legend not in the text.
- Each figure or table included in the paper should be referred.

Tables and Figures

Table 3. Mean number of nodules produced for each treatment with their standard of deviation. *and results of t-tests comparing*

| Treatments | Avg. # of nodules \pm Std. Dev. | Significant |
|------------|-----------------------------------|-------------|
| 4 drops | 24.858 \pm 11.47 | no |
| 8 drops | 88.8 \pm 45.9 | yes |
| 16 drops | 73.36 \pm 19.5 | no |
| 24 drops | 69.16 \pm 33.9 | yes |

at what level of significance?

font.
same # of decimals

Tables and Figures

The good features of Table 1 are:

- (i) The legend explains key details.
- (ii) It is clear.
- (iii) It explains the meaning of unusual abbreviations.

Table 1. Gas exchange characteristics of an *Orontium aquaticum* plant before and after 17 d inside a flow-through cuvette. Values are means \pm standard deviations. PPFD=photosynthetically-active photon flux density.

| | Experimental Treatment | |
|---|------------------------|----------------|
| | Before | After |
| Photosynthesis ($\mu\text{mol}^{-2} \text{s}^{-1}$) | 14.7 \pm 0.7 | 11.8 \pm 2.4 |
| PPFD ($\mu\text{mol m}^{-2} \text{s}^{-1}$) | 641 \pm 57 | 531 \pm 24 |
| Ambient [CO_2] (Pa) | 38.2 \pm 1.5 | 34.1 \pm 1.6 |
| Relative Humidity (%) | 46 \pm 15 | 67 \pm 5 |
| Number of Leaves Measured | 3 | 5 |

Tables and Figures

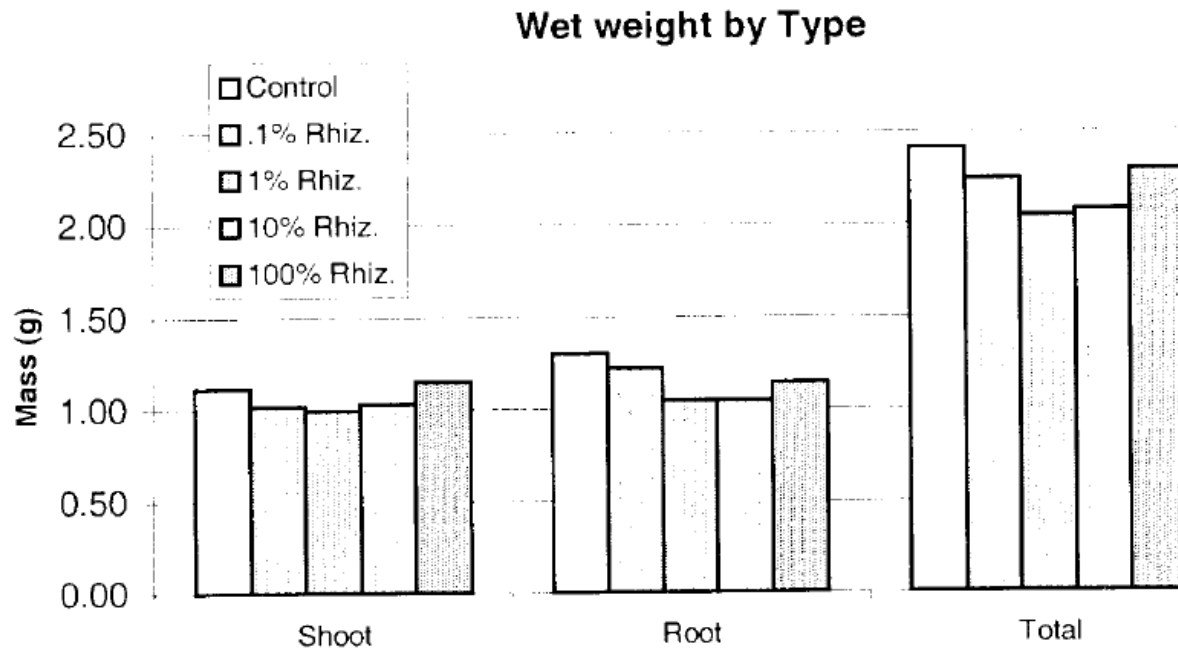


Figure 2. Graph of mass data by type of wet weight. There is no observable trend or relation between the weights of the shoots, roots, or total plants and the treatments.

Introduction

- Importance/necessity of study
- Write this section in the past or present tense, never in the future.
 - Avoid expressions like "This study will examine
- this section should contain:
 1. Current state of knowledge or understanding at the beginning of the investigation (background);
 2. A statement of the purpose;
 3. hypothesis/hypotheses and predictions.

Back ground

- Introduce the reader to your research, **not** summarize and evaluate all past literature on the subject.
- Save other studies you may be tempted to discuss for the Discussion, where they become a powerful tool for comparing and interpreting your results.

Statement of purpose

- Expresses the central question you are asking and thus presents the variable you are investigating.
- e.g.:
 - This study investigates the relationship between tree density and fruit size.
 - The purpose of this study is to determine the effect of enzyme concentration on the reaction rate of

Hypothesis

- The explanation you are proposing for certain observations.
- It should be accompanied by a prediction of results.
- e.g.:
 - If competition lowers reproductive output, then fruit size should be smaller when tree density increases.

Introduction

- Some editors think that: The principal results and conclusions should be summarized in the Introduction.
- Most biologists disagree, arguing that such a summary appears in the abstract and should not be repeated in the Introduction.
 - Don't repeat abstract in introduction
 - Don't repeat introduction in discussion

Introduction

- Rules for citation in text:
 - Use authors last names
 - "Smith (1983) found that N-fixing plants could be infected by several different species of *Rhizobium*."
 - If there are more than two authors, the last name of the 1st author is given followed by the abbreviation **et al** .
 - "Walnut trees are known to be allelopathic (Smith 1949, Bond et al. 1955, Jones and Green 1963)."
 - sources are ordered by publication date.

An example for the 1st paragraph:

“There is a long-standing interest in flow over isolated topography, such as seamounts, with regard to both theoretical and practical issues. Trapped flows are often observed over seamounts, and these flows evidently affect the distribution and concentration of subsurface fauna, filter feeders and the like (e.g. Genin, Noble & Lonsdale 1989 and references therein). *These flows are often so intense that they alter the ambient vorticity and, as such, can modify the allowable frequencies of internal waves.* This in turn may affect wave breaking (Kunze & Toole 1997 and references therein).” (Nycander & Lacasce 2004), emphasis added.

An example for the final paragraph:

“In addition to the theory, we present results from numerical simulations. These are done in order to examine whether the predicted stable flows can arise naturally as a result of the time-dependent evolution. As the initial condition, we use various non-stationary vortices near or on top of a seamount. We also revisit two-dimensional turbulence over a bump. The simulations are broadly supportive of the theoretical predictions, although time-dependence can produce exotic and interesting final states.” (Nycander & Lacasce 2004).

References

- Relevant and recent
- Be highly selective
- Read the references
- Do not misquote
- Use correct style for journal



Abstract

- Critical part of paper
- State main objective
- Summarize most important results
- Avoid acronyms and mathematical symbols

Write and rewrite until flawless!!

Abstract

Both abstracts:

- ✓ Tell the reader what to expect
- ✓ Summarize important contribution
- ✓ Entice the reader to look further
- ✓ Have no detailed quantitative results

Title

- Determines whether paper gets read
- Uses keywords that researchers in a particular field will recognize
- Avoid long title (see journal rules) and abbreviations

