

1A | The new person

READING & LISTENING

1 Read the text.

*It's Monday. This is Alyssa.
She's new. It's her first day at work.*

2 Match the dialogues 1-4 to the pictures A-D.

1

Alyssa: Hello.

Charles: Good morning.

Alyssa: My name's Alyssa.

Charles: You're new. Hello, I'm Charles.
I'm the manager.

2

Charles: Good morning, Julian.

Julian: Good morning, Charles.

Charles: Julian, this is Alison. She's new.

Julian: Nice to meet you, Alison.

Alyssa: I'm not Alison.

Julian: What?

Alyssa: My name isn't Alison. It's Alyssa.

Julian: Nice to meet you, Alyssa.

Charles: Sorry.

3

Baasim: Alyssa!

Alyssa: Hello, Baasim!

Baasim: How are you?

Alyssa: I'm fine, thanks. How are you?

Baasim: Fine. Good to see you. Goodbye.

Alyssa: Yeah, bye.

4

Margaret: She's new.

Carla: What's her name?

Margaret: Alyssa.

Carla: Alyssa? How do you spell that?

Margaret: I don't know.

Useful language





Good morning: < 12:00 pm

Good afternoon: 12:00 pm - 6:00 pm

Good evening: > 6:00 pm

3 🎧 1.22 Listen to the recording to check your answers.

4 Work in pairs. Repeat the dialogues.



VOCABULARY: objects 1

1 🎧 1.23 Listen and repeat the words.

a desk a computer a chair a pen a coffee
a piece of paper a phone a book

2 Find the things in the pictures.

3 🎧 1.24 Listen to Alyssa and Margaret. Tick (✓) the words from exercise 1 you hear.

GRAMMAR:

verb *to be* – affirmative;
possessive adjectives

I'm new.

They are Charles and Julian.

She isn't Alison. She's Alyssa.

Possessive adjectives

Her name is Margaret.

What's your name?

Their names are Baasim and Carla.

SEE LANGUAGE REFERENCE PAGE 20

1 Complete the sentences with *is/are/am*.


- 1 Her name _____ not Alison.
- 2 Her name _____ Alyssa.
- 3 You _____ new.
- 4 I _____ the manager.
- 5 They _____ in the office.
- 6 He _____ in the hotel.
- 7 Baasim and Julian _____ not managers.
- 8 I _____ fine, thanks.

2 Say the sentences in exercise 1 with contractions.

3 Underline the correct word.



1 This is your / his pen.



2 This isn't my / your sandwich!



3 His / Her name is George.



4 They're her / their earrings.



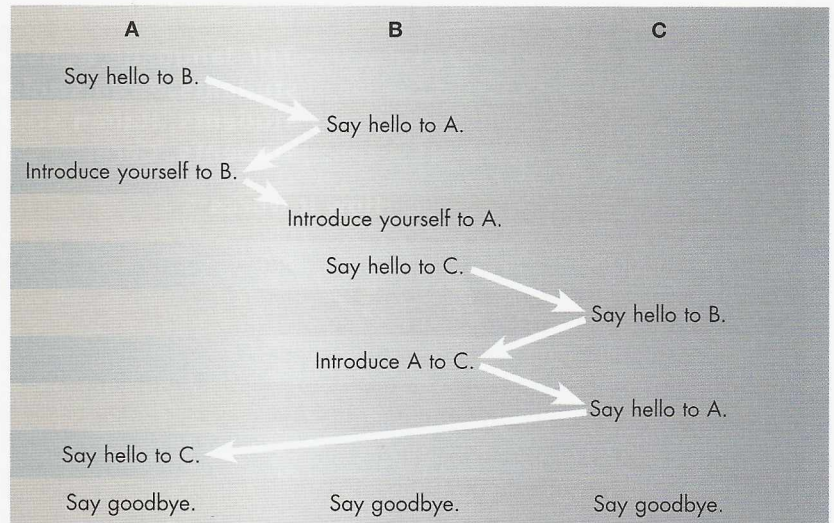
5 It's my / our computer.



6 His / Her name is Elizabeth.

SPEAKING

1 Work in groups of three, A, B and C. Write a dialogue. Look at the diagram below and the dialogues 1 and 2 on page 12 to help you.



2 Change roles and repeat the dialogue.