


8D | Let's take the bus

SPEAKING

- 1 Look at the photo.
Describe what is happening.



LISTENING

- 1 2.30 Listen to the man and woman's dialogue. Where are they going? How many different forms of transport do they take?
- 2 2.30 Listen again. Complete the sentences with words from the box.

a man by bus a taxi the wrong train
an umbrella the directions

Dialogue 1

- 1 The woman asks _____ for help.
- 2 They don't understand _____.

Dialogue 2

- 3 They went on _____.
- 4 The man wants to go _____.

Dialogue 3

- 5 The woman didn't take _____.
- 6 The woman calls _____.

FUNCTIONAL LANGUAGE: suggestions

Suggestions

Why don't we/you

take a taxi?

Let's

take the underground.

We/You can/could

Responses

That's a good idea.

OK.

No.


I don't think that's a good idea.

➤ SEE LANGUAGE REFERENCE PAGE 90


- 1 Rearrange the words to make suggestions.


- 1 go the concert to we could .
- 2 the underground we can take .
- 3 the man ask over let's there .
- 4 a traditional taxi see London could we .
- 5 now take we that taxi don't why ?
- 6 the street go up let's .

PRONUNCIATION: intonation 2

1  **2.31** Listen to these two suggestions said in different ways. Which way is friendlier? Underline 1 or 2.

- 1 We can take the underground. 1 / 2
- 2 Let's take a bus. 1 / 2

2  **2.31** Listen again and repeat.

3  **2.32** Listen to these suggestions. Put a tick (✓) if they are friendly and a cross (X) if they are not.

- 1 Why don't we wait for the bus?
 - 2 We can go on foot.
 - 3 We could take a taxi.
 - 4 Let's go by train.
- 4 Work in pairs. You want to get to the other side of your town quickly. Use the pictures to make suggestions. Respond to the suggestions.



VOCABULARY: take

1 We can use the verb *take* in different ways in English. Look at the examples in the box.

- 1 *take* + transport: *We can take a bus.*
- 2 *take* + things: *I didn't take an umbrella.*
- 3 *It* + *take* + time: *It takes 15 minutes (to get to the waterfront Hall).*

take a photo



2 Look at audioscript 2.30 on pages 144–145 and underline all the examples of *take* + noun(s).

3 Complete the man's email about the concert with words from the box.

a photograph a sandwich twenty minutes
a taxi the camera

In the end, we took (1) _____. Margaret was happy and of course, she took (2) _____ of us in the car. It took us (3) _____ to get to the Waterfront Hall, and I was right, it cost a lot of money. When we got there, I wanted to take (4) _____ into the hall. The man at the door said I couldn't. No eating in the concert, he said. And he said Margaret couldn't take (5) _____ in. The concert was wonderful, though. We loved it!

4 Work in pairs. Think of the last long journey you took. Ask and answer these questions and describe your journey.

- What form of transport did you take?
- Did you take a lot of things with you?
- How long did it take for you to get there?
- Did you take any photos?
- What did you take photos of?

SPEAKING

1 Work in two groups, Group A and Group B. Imagine there is no English class next week. What would you like to do?

A: Think of a suggestion for something to do. Use the ideas below to help you. When you are ready, make your suggestions to the students in Group B.

go to the cinema go to a restaurant
go to a museum
go shopping other - (your idea)

B: When a student from Group A makes a suggestion, ask him/her questions. Use the questions below to help you.

Is it expensive?
Where is it?
How do we get there?

Self-assessment (✓)

- I can talk about events and actions happening now.
- I can describe a journey.
- I can make and respond to suggestions.