





3c | My first flat

VOCABULARY: furniture

1 Look at the pictures 1–4. What rooms are they?



2 Match the words to the numbers 1–15 in the pictures.

- | | | | | | | | |
|----------|-----|--------------|-----|------------|-----|------------|-----|
| a fridge | ___ | a clock | ___ | a desk | ___ | pictures | ___ |
| a stereo | ___ | a sofa | ___ | plants | ___ | a bed | ___ |
| a chair | ___ | a television | ___ | a wardrobe | ___ | a bookcase | ___ |
| curtains | ___ | a cupboard | ___ | a cooker | ___ | | |

3 1.50 Listen and say the words.

4 1.51 Shelly and Claudia are students. They want to rent a flat. Listen. Which flat do they rent?

READING & LISTENING

1 1.52 Read and listen to the dialogue. Answer the questions.

- 1 Does Shelly like her flat?
- 2 Where is Claudia from?
- 3 Does Shelly want to see her parents?

Shelly: Hello?

Father: Hello Shelly. It's your father here. How's your new flat? Do you like it?

Shelly: Yes, I do. It's ... perfect.

Father: Well, tell me about it. Is it big?

Shelly: Yes, it is.

Father: And what about furniture? Is there any furniture?

Shelly: Yes, I have a desk and a bed in my room.

Father: Would you like a lamp? We have an extra lamp at home.

Shelly: No, thanks, Dad. Claudia has a lamp for the living room.

Father: Who's Claudia?

Shelly: She's my flatmate. She's Italian. Don't worry, there aren't any boys here.

Father: Good. Your mother has some old curtains. Do you want them?

Shelly: No, that's fine. We have curtains.

Father: Really?

Shelly: Yes.

Father: Oh. So, when do we come and see the flat?

Shelly: This week isn't good. We don't have any chairs.

Father: No chairs? What does that mean, no chairs?

Shelly: I don't know. Sorry, that's the door. Talk to you later, OK, Dad? Bye.

2 Shelly doesn't tell the truth about her flat. Look at the pictures again. Read the text again and underline the false information.

3 Work in pairs and practise the dialogue.

GRAMMAR: *a, an, some & any*

Use *a/an* with single nouns.

*I have **a desk** in my room.*

Use *some* with plural nouns with affirmative verbs.

*There are **some lamps** here.*

Use *any* with plural nouns in questions.

*Do you have **any curtains**?*

Use *any* with plural nouns with negative verbs.

*There **aren't any boys** here.*

SEE LANGUAGE REFERENCE PAGE 40

1 Look at Shelly's bedroom. Complete the sentences with *some/any* or *a*.



- 1 She doesn't have _____ chairs in her room.
- 2 There's _____ bed.
- 3 There are _____ papers on the bed.
- 4 There's _____ pizza on the floor.
- 5 Does she have _____ CDs? Yes, she does.
- 6 There are _____ pictures on the wall.
- 7 Is there _____ wardrobe? No, there isn't.
- 8 There aren't _____ plants.

2 Make true sentences about your classroom. Use the words in the box.

There	are is aren't isn't	any some a	student(s) whiteboard(s) teacher(s) window(s) door(s) CD player(s) plant(s) cupboard(s) television(s) picture(s)	in the classroom.
-------	------------------------------	------------------	---	-------------------

3 Make five similar true sentences about one of these rooms in your house.

your bedroom your living room your dining room

SPEAKING

1 Work in pairs, A and B.

A: Turn to page 132.

B: Turn to page 136.