

3D | Shopping mall



SPEAKING

1 Work in pairs. Look at the photos of the shopping malls. Ask and answer the questions.

- Do you like shopping?
- Are there any big shopping malls near your house?
- How often do you go to a shopping mall?

VOCABULARY: ordinal numbers

Language note

We use ordinal numbers to say the order or sequence of things.

1 Match the words to the ordinal numbers.

1st 2nd 3rd 4th 5th 6th 7th 8th 9th 10th

third fifth seventh ninth fourth second first
eighth tenth sixth

2 1.53 Listen and underline the word you hear. Practise saying the words.

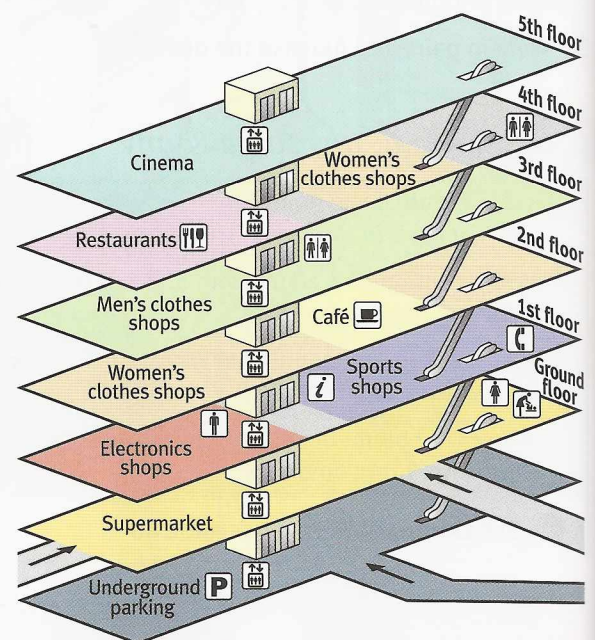
- | | | | |
|---|---------|---|-----------|
| 1 | 1 / 1st | 5 | 10th / 10 |
| 2 | 3rd / 3 | 6 | 5th / 5 |
| 3 | 7 / 7th | 7 | 2nd / 3rd |
| 4 | 9th / 9 | 8 | 5th / 4th |

3 Work in pairs. Look at the diagram of a big shopping mall. Ask and answer questions about these places.

- car park
- cinema
- restaurants
- women's clothes shops
- supermarket

A: What floor is the cinema on?

B: It's on the fifth floor.



LISTENING

1 Match the words in the box to the symbols A–G.

public telephone men's toilets information lift
 women's toilets baby changing room café



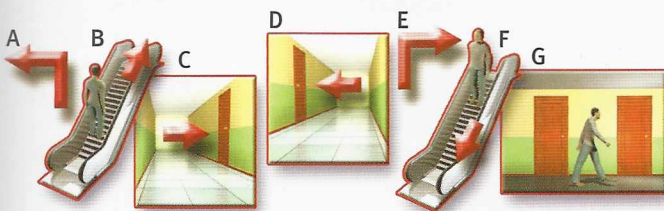
- 2 1.54 Listen to the recording to check your answers. Say the words.
- 3 1.55 Listen to four dialogues at the information desk in the shopping mall and tick (✓) the words from exercise 1 that you hear.
- 4 1.55 Listen again and match the sentences to some of the places in exercise 1.

- 1 It doesn't accept coins. _____
- 2 You need a card. _____
- 3 Look, the brown doors. _____
- 4 It's next to the women's toilets. _____
- 5 It's behind you. _____
- 6 It's on the second floor. _____

FUNCTIONAL LANGUAGE: directions

1 Complete the directions with a word from the box.

left up down right along



Giving directions

A turn _____ B go _____ C on the _____ D on the left
 E turn right F go _____ G go _____

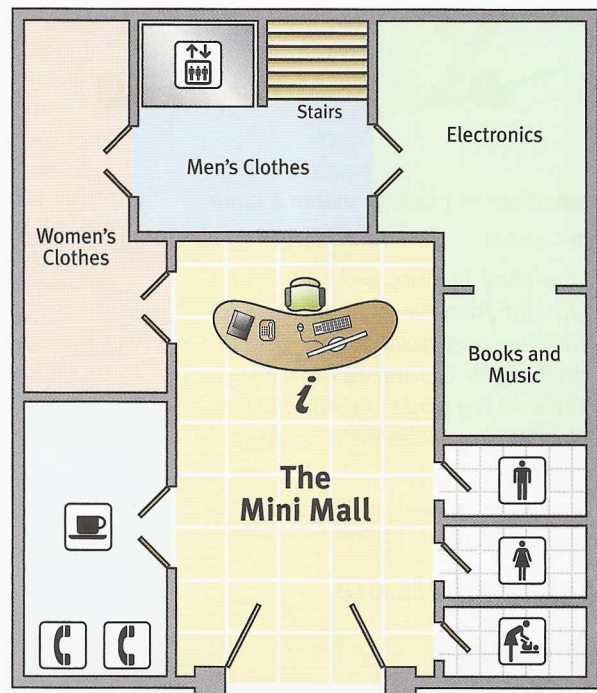
Asking for directions

Excuse me, where is the ... ?
 Is there a ... near here?

SEE LANGUAGE REFERENCE PAGE 40

2 1.56 Listen and complete the sentences with a word or words.

- 1 Where _____ the café?
 - 2 It's on the second floor. Go _____ the stairs and _____ right.
 - 3 Where _____ the men's toilets?
 - 4 They're over there. They're on the _____, next to the lift.
 - 5 It's next to the stairs. It's on the _____.
 - 6 Go _____ these stairs here. Then turn _____ and go _____ the hall.
- 3 Look at audioscript 1.56 on page 141 to check your answers.
 - 4 Work in pairs. Practise the dialogues in the audioscript.
 - 5 Work in pairs, A and B. Look at the map of the Mini Mall.



- A: You work at the information desk. Listen to B's questions and give directions. Start each conversation with *Can I help you?*
- B: You are a visitor to the Mini Mall. Choose a place on the floor plan and ask A for directions.

6 Swap roles and continue.

Self-assessment (✓)

- I can talk about where I live.
- I can use *there is* and *there are* to describe a building.
- I can understand the names of furniture in a room.
- I can ask for and give simple directions.
- I can understand and use ordinal numbers.